



Figure 1



Figure 2



Figures 3-5



Figure 6




Figure 7




Figure 8



Figure 9



Figure 10



Figure 11



Figure 12




Figure 13



Figure 14



Figure 15



Figure 16



Figure 17



Figure 18



Figure 19



Figure 20




Figure 21

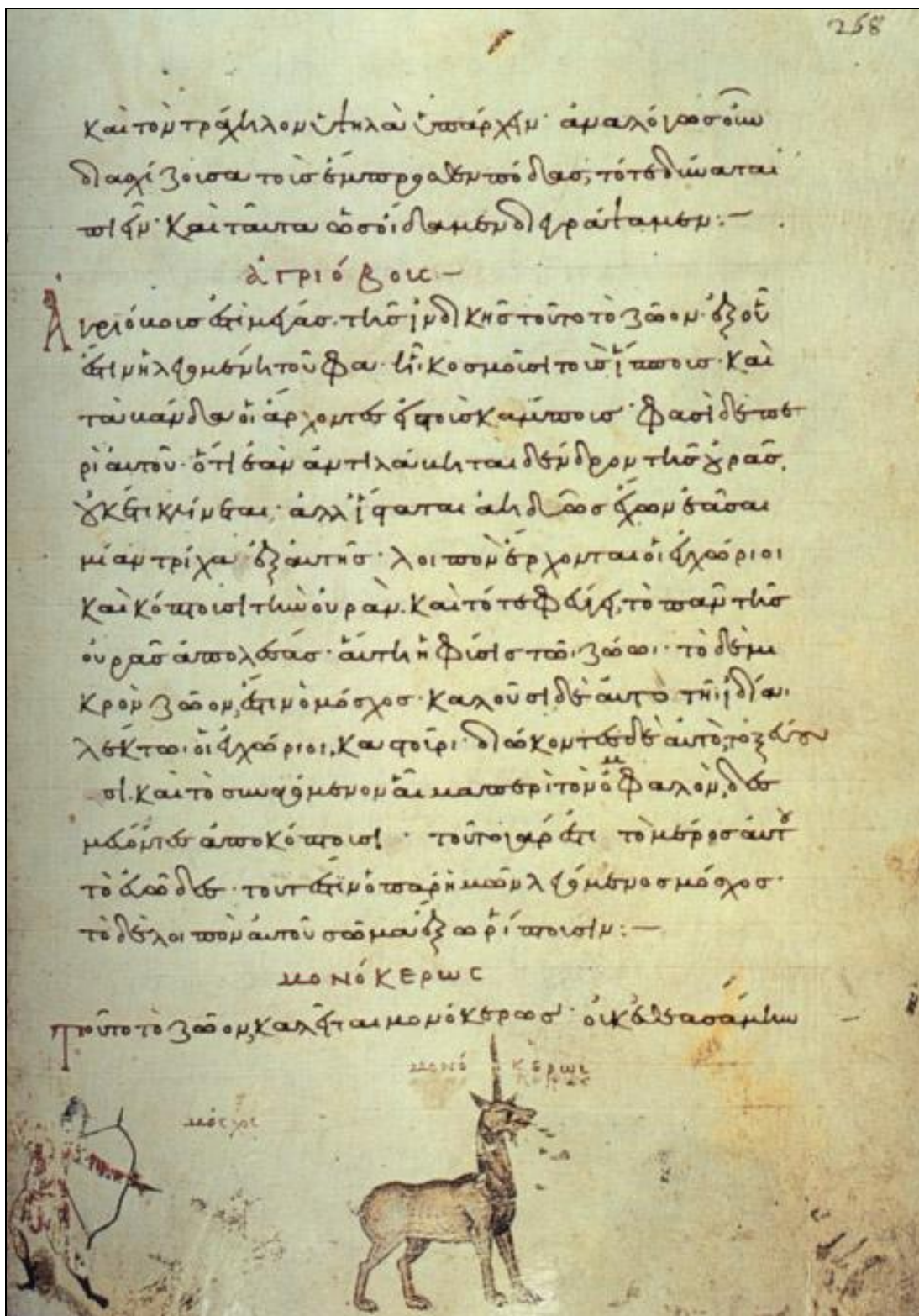


Figure 22



Figure 23




Figure 24



Figure 25



Figure 26



Figure 27





Figure 28



UNICORNS HORN

Now brought in Use for the Cure of Diseases by an Experienced DOCTOR, the AUTHOR of this Antidote.

A Most Excellent Drink made with a true *Unicorn's Horn*, which doth Effectually Cure these Diseases:

Further, If any please to be satisfied, they may come to the Doctor and view the Horn.

Scrovy, Old Ulcers,
Dropic,
Running Gout,
Consumptions, Distillations, Coughs
Palpitation of the Heart,
Fainting Fits, Convulsions,
Kings Evil, Rickets in Children,
Melancholly or Sadness,
The Green Sickness, Obstructions,

And all Distempers proceeding from a Cold Cause.

The Use of it is so profitable, that it prevents Diseases and Infection by fortifying the Noble Parts, and powerfully expels what is an Enemy to Nature, preserving the Vigour, Youth, and a good Complexion to Old Age. The Virtue is of such force, as to resist an Injury from an unsound Bedfellow; None can excel this, for it is joyned with the Virtue of a true *Unicorn's Horn*, through which the Drink passeth, and being impregnated therewith, it doth wonderfully Corroborate and Cure, drinking it warm at any time of the Day, about a quarter of a Pint at a time, the oftner the better, the Price is 2 s. the Quart.

2. Also as a preparative for this excellent Drink, and good against the Diseases above mentioned, and all Crudities in the Body, is ready prepared twelve Pills in a Box to be taken at three Doses, according to Directions therewith given, the Price is 2 s. the Box.

3. Likewise he hath Admirable Medicines for the Cure of the POX, or Running of the Reins, with all Symptoms and Accidents thereto belonging, whether Newly taken or of long Continuance, and (by God's Blessing) secures the Patient from the danger of the Disease presently, and perfects the Cure with the greatest Speed and Secrecie imaginable, not hindering Occasions, or going abroad: Whosoever makes Use of these Admirable Medicines, may have further Advice from the Doctor without Charge.

Figure 29



Figure 30

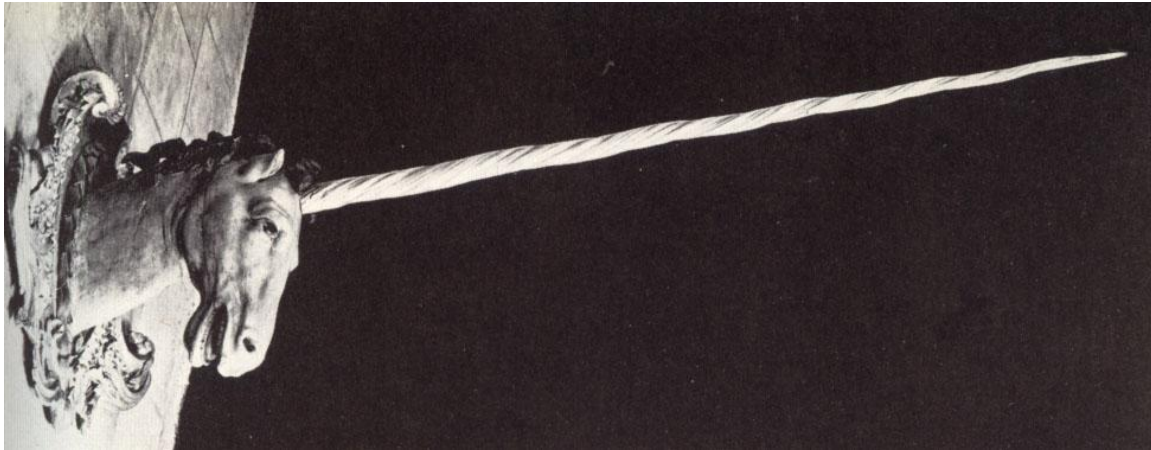


Figure 31



Figure 32



Figure 33



Figure 34



Figure 35




Figure 36




Figure 37



Figure 38



Figure 39



Figure 40



Figure 41



Figure 42



Figure 43



Figure 44




Figure 45



Figure 46




Figure 47



Figure 48



Figure 49

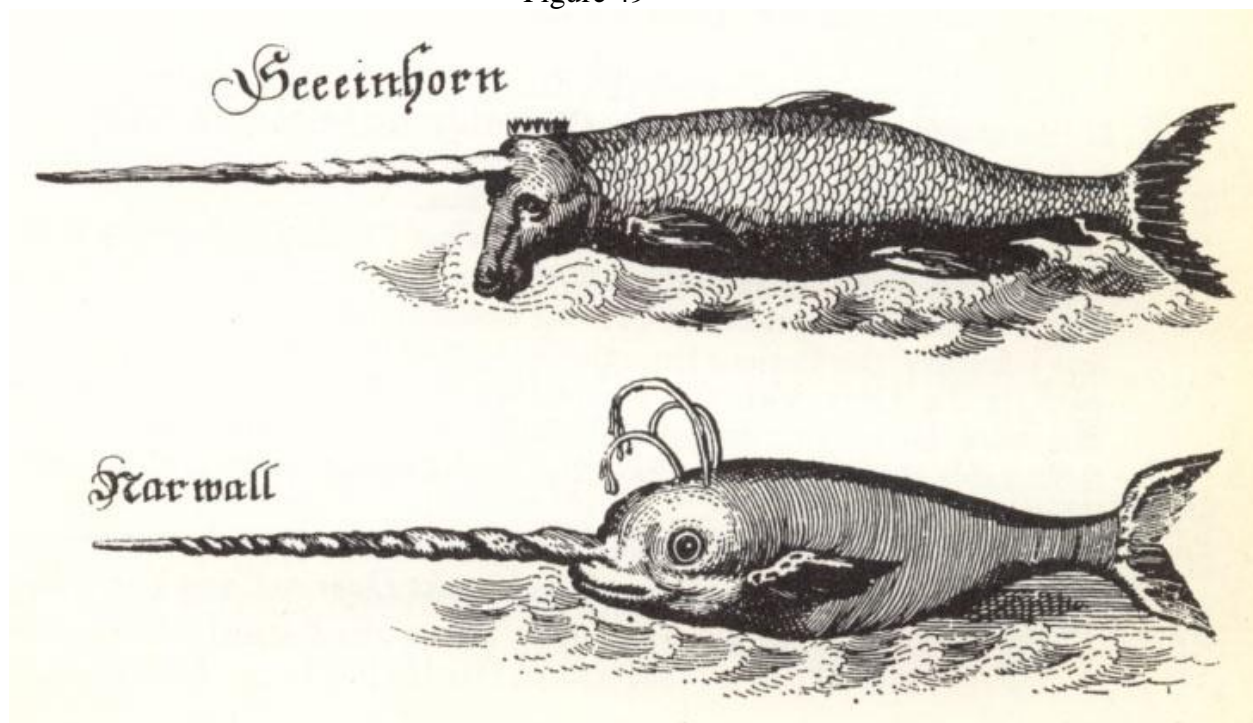
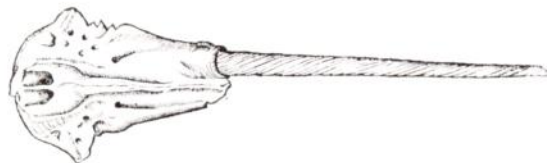


Figure 50

WORMIANUM.

283

Figura triangulari ferre in longitudinem protensa, a vertice ad extremitatem proboscideis, seu tenuioris ejus partis, cui dens interitur, duos exacte habebat pedes (homines). Ab extremitate unius horum procellus, qui cilia firmabat & oculum dextrum munitabat, ad extremitatem procellus, qui sinistram tegebatur, Cranium latitudo erat pedis unius non female, eadem parte erat latissimum: gracilecere deinde & minimum cepit in extremitate usque oris. Occipitium versus etiam paululum extenuatur parte superiore, sed inferior eandem tenebat latitudinem, ipsum occupat linea ab una oculorum orbita ad alteram ducta. Occipitium totum per Diametrum pedem unum paulo superabat. Sed rostrum seu extremitas oris parte sinistra, cui dens inferebatur, erat pollicum trium cum dimidio. Dextro latere, ubi nullus erat alveus, qui dentem capere posset, crassa erat unciam cum dimidia, substantia fungosa.



Tribus circiter pollicibus ab occipiti apice, duo ampla extabant foramina, tanta in Cranium superiore superficie duos digitos junctos caperent. Hæc cranium oblique perforantia in palato declinabant, ubi ampliora aliquantulum, septo osseo & valido tatis distincta. Per hæc respirabat & aquam superfluum ejaculabatur. Canales enim duo magni a faucibus orti in hæc terminantur, ut à ventriculo expulsi, ductu recto & commodiore hinc ferri possent. In supremâ Cranium superficie corniculata quasi duo tubercula, foramina dicta cingebant, in acutum processum terminata, quæ per ejus medium excurrentia, lineâ seu canali à reliquis ossibus segregabantur, ipsum verò horum foraminum septum, in frontis summitate monticulum quasi cristatum constituat. Uterque minor alia videntur foramina, quorum maximum, minimum digitum vix admittit, nervis è cerebro in cutem & superficiem capitis excurrentibus & musculorum tendinibus recipiendis apta.

Post oculorum orbitas duo simul amplius videntur sinus seu meatus, ex osse Zygomatico & Sincipitis constituti, utrinque unus oblongus, ad palati interiora tendentes, longitudine pollicum sex cum dimidio: latitudine, quæ se maxime extendunt, duorum cum female, versus occipitium in angulum acutum declinantes. An in his organa auditus, aut oculorum musculi lataverint, ignoro. A monticulis, qui foramina ejaculatoria recipiunt, ossa duo oblonga, plana & levia, per longitudinem Cranium excurrunt, quæ utrinque albis ossibus spongiosis & alperis fibrisque membranis horridis munitur. Hæc in latere dextro alia ununtur, & nullam constituunt cavitatem, in sinistro verò magnum & profundum exhibent alveum, denti isti maximo recipiendo aptum. Qui alveus ab extremitate oris ad foraminum ejaculatoriorum parietem tendit, profunditate pedis unius, cum quatuor pollicibus.

Interiorum ejus superficiem alperam & horridam reddebant ligamentorum membranarumque, quibus dens radix obvolvebatur in suo alveo, reliquæ. Diameter ejus erat pollicum trium cum dimidio, ipsi denti respondens.

Figure 51




Figure 52



Figure 53



Figure 54




Figure 55




Figure 56



Figure 57




Figure 58



Figure 59



Figure 60



Figures 61-64, left to right, top to bottom



Figure 65




Figure 66

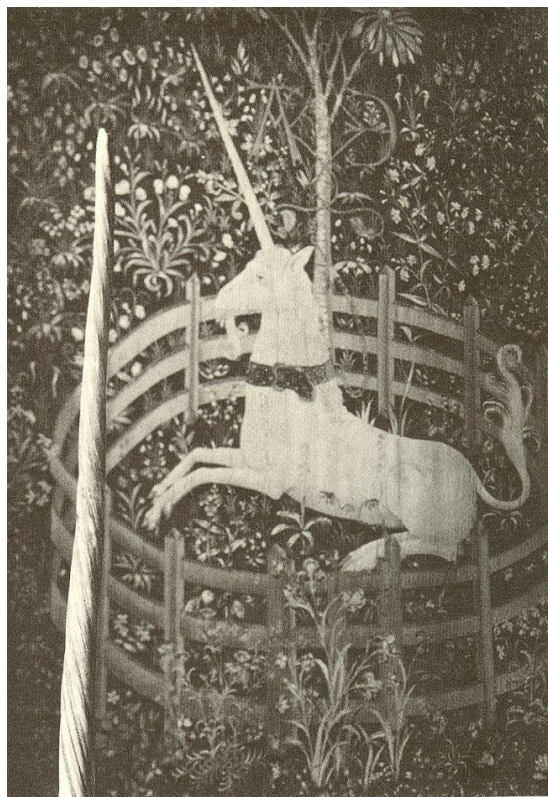




Figure 68



Figure 69



Figure 70



Figures 71-72, left to right



Figures 73-74, left to right



Figures 75-76, left to right




Figure 77



Figure 78



Figures 79-80



Figures 81-82




Figures 83-85



Figures 86-87



Figures 88-90



Figures 91-92



Figure 93



Figure 94



Figure 95



Figure 96



Figures 97-102, left to right, top to bottom




Figure 103



Figures 104-107, left to right, top to bottom



Figures 108-110



Figures 111-116, left to right, top to bottom



Figures 117-121, left to right, top to bottom



Figure 122



Figures 123-125, left to right



Figure 126



Figures 127-130, left to right, top to bottom



Figures 131-134, left to right, top to bottom



Figure 135



©mcphee.com



©mcphee.com

Figures 136-137, left to right

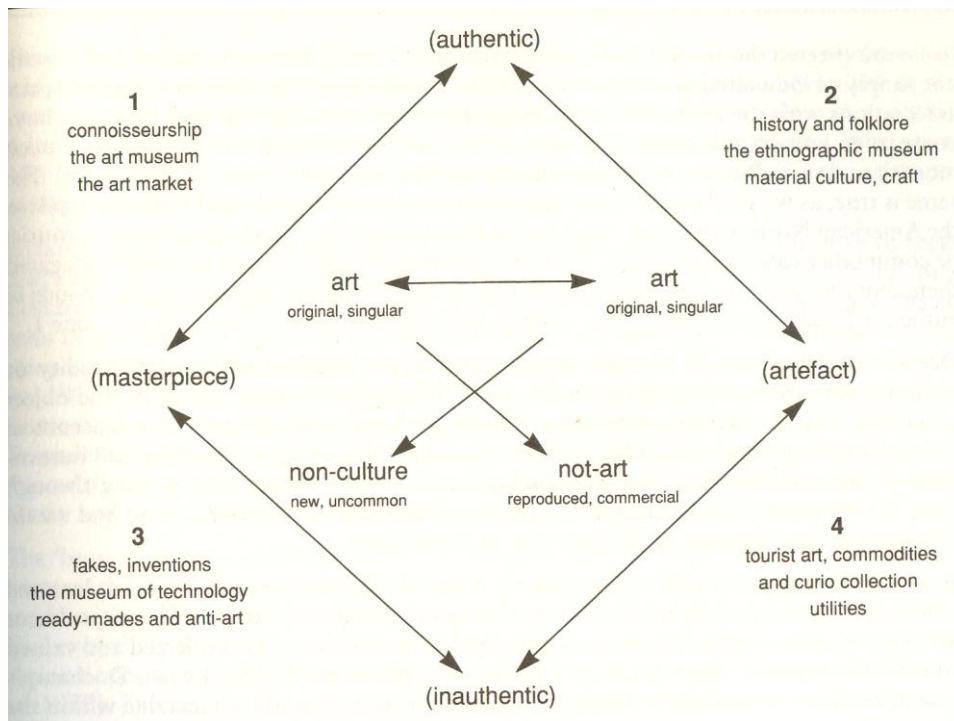


Figure 138



Figures 139-140, left to right



Figure 141



Figures 142-143, left to right



Figure 144




Figure 145



Figure 146



Figure 147



Figures 148-149



Figure 150



Figure 151