

TaxaGloss - A Glossary and Translation Tool for Biodiversity Studies

Rachel Collin[‡], Suzanne Fredericq[§], D. Wilson Freshwater[|], Edward Gilbert[¶], Maycol Madrid[‡], Svetlana Maslakova[#], Maria Pia Miglietta[×], Rosana M. Rocha[«], Estefanía Rodríguez[»], Robert W. Thacker[^]

‡ Smithsonian Tropical Research Institute, Panama City, Panama

§ Department of Biology, University of Louisiana at Lafayette, Lafayette, United States of America

| Center for Marine Science, University of North Carolina at Wilmington, Wilmington, United States of America

¶ School of Life Science, Arizona State University, Tempe, United States of America

Oregon Institute of Marine Biology, University of Oregon, Charleston, United States of America

× Department of Marine Biology, Texas A&M University at Galveston, Galveston, United States of America

« Department of Zoology, Universidade Federal do Paraná, Curitiba, Brazil

» Division of Invertebrate Zoology, American Museum of Natural History, New York, United States of America

^ Department of Ecology and Evolution, Stony Brook University, Stony Brook, United States of America

Corresponding author: Rachel Collin (collinr@si.edu)

Academic editor: Anne Thessen

Received: 06 Oct 2016 | Accepted: 12 Dec 2016

© 2016 Rachel Collin, Suzanne Fredericq, D. Wilson Freshwater, Edward Gilbert, Maycol Madrid, Svetlana Maslakova, Maria Pia Miglietta, Rosana M. Rocha, Estefanía Rodríguez, Robert W. Thacker.

This is an open access article distributed under the terms of the [Creative Commons Attribution License \(CC BY 4.0\)](#), which permits unrestricted use, distribution, and reproduction in any medium, provided the original author and source are credited.



Citation: Collin R, Fredericq S, Freshwater D, Gilbert E, Madrid M, Maslakova S, Miglietta M, Rocha R, Rodríguez E, Thacker R () TaxaGloss - A Glossary and Translation Tool for Biodiversity Studies. .

<https://doi.org/>

Abstract

Background

Correctly identifying organisms is key to most biological research, and is especially critical in areas of

biodiversity and conservation. Yet it remains one of the greatest challenges when studying all but the few well-established model systems. The challenge is in part due to the fact that most species have yet to be described, vanishing taxonomic expertise and the relative inaccessibility of taxonomic information. Furthermore, identification keys and other taxonomic resources are based on complex, taxon-specific vocabularies used to describe important morphological characters. Using these resources is made difficult by the fact that taxonomic documentation of the world's biodiversity is an international endeavour, and keys and field guides are not always available in the practitioner's native language.

New information

To address this challenge, we have developed a publicly available on-line illustrated multilingual glossary and translation tool for technical taxonomic terms using the Symbiota Software Project biodiversity platform. Illustrations, photographs and translations have been sourced from the global community of taxonomists working with marine invertebrates and seaweeds. These can be used as single-language illustrated glossaries or to make customized translation tables. The glossary has been launched with terms and illustrations of seaweeds, tunicates, sponges, hydrozoans, sea anemones, and nemertean, and already includes translations into seven languages for some groups. Additional translations and development of terms for more taxa are underway, but the ultimate utility of this tool depends on active participation of the international taxonomic community.

Keywords

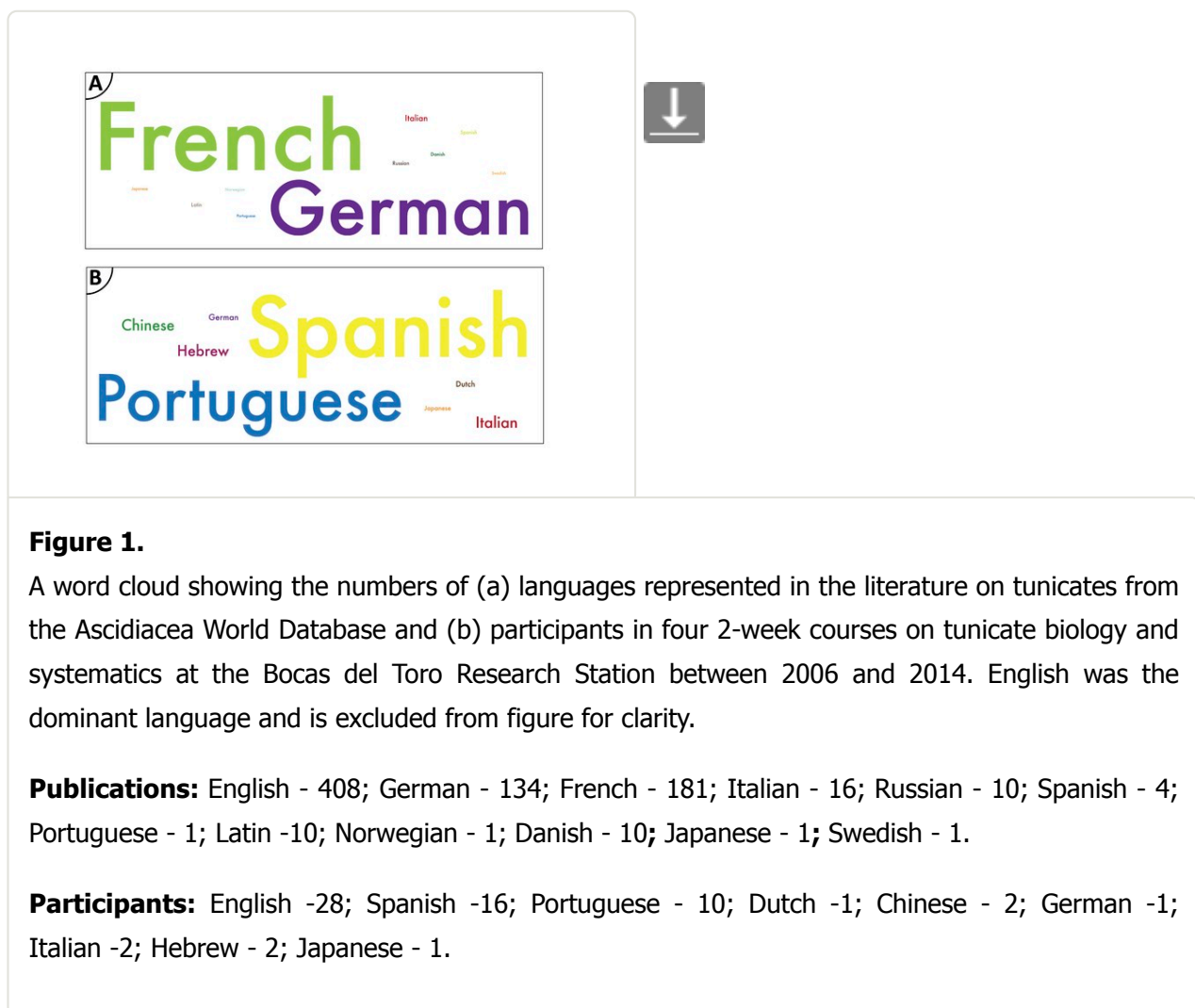
species identification, taxonomy, systematics, marine invertebrate, biodiversity, phenotype, phenoscape, ontology, Symbiota, seaweed,

Introduction

The correct identification of organisms is vital to all fields in biology. Species identification is a particular challenge for those working in biodiversity science where researchers and conservation practitioners often encounter a broad diversity of species from a variety of taxa. These often include rare, poorly known and undescribed organisms as well as those that are outside the researcher's area of expertise. In these cases workers must draw on a scattered literature of taxonomic keys, field guides, and primary taxonomic literature to assist with identifications. This literature includes complex, taxon-specific vocabularies, and is inaccessible to those who are not familiar with the technical terms. For many groups glossaries explaining these terms are difficult to find and are commonly published in journals with limited circulation. Few glossaries are available in a searchable online format and they are seldom illustrated. In addition, researchers must also often consult species descriptions or taxonomic monographs in multiple languages, but glossaries are available in a few languages, mainly

English, French and German.

Biologists working with ascidians provide an example of the scope of this linguistic challenge. The 780 publications available in the source list of the Ascidiacea World Database as of October 2015 (Shenkar et al. 2015) are written in 12 languages. While slightly more than half have been published in English, a significant number are in German or French (Fig. 1a). The primary tunicate taxonomists working and training students today are based in Brazil, Israel, Spain, Japan and the United States. The community of students and taxonomists in training is even more linguistically diverse. Four courses in tunicate taxonomy held between 2006 and 2014 at the Smithsonian Tropical Research Institute's Bocas del Toro Research Station hosted students from 21 countries including native speakers of eight languages (Fig. 1b). Expert instructors participating in the same four courses came from five countries with four native languages. Similar examples could be drawn from a number of other taxa.



The diversity of languages in use in the taxonomic literature as well as among the current practitioners and students of a taxon means that translations between a large number of language pairs are

needed. To a large extent GoogleTranslate can be used to obtain translations of background text in scientific publications between most pairs of languages, and taxon names are given in multiple languages in the World Register of Marine Species (Costello et al. 2013). However, species descriptions and keys, which are largely based on morphology and involve a number of highly specialized taxon-specific terms generally fail to translate adequately with such online tools. The idiosyncratic nature of the taxonomic literature means that in some cases researchers may have to translate technical terms by going through a third language, if they can find any translated glossaries. To aid in this process we developed TaxaGloss — a multilingual illustrated glossary and translation tool. We hope that it will increase access to definitions of morphological terms and aid taxonomists, biodiversity researchers, students and others in their understanding of the taxonomic literature.

Design and Implementation

TaxaGloss has been designed as a PHP/JavaScript web application integrated into the Symbiota software platform (Gries et al. 2014). Symbiota follows the [Open Source paradigm](#) (Gries et al. 2014) allowing the application to be easily implemented within any Symbiota portal. TaxaGloss is currently implemented as part of the [Marine Life of Panama Portal](#). Data consisting of terms and definitions in any language, images, citations and links to formal ontologies can be entered manually or batch processed. Data can be used to produce output for a single term, a single-language illustrated glossary, or a custom translation table (Figs 2, 3, 4). Single language glossaries contain the definition, and an illustration (optional) for all terms pertaining to a selected taxon as well as citations and acknowledgements (Fig. 3). Custom translation tables, with up to four data fields, can be created by selecting terms and/or definitions in multiple languages (Fig. 4).

Accessory stylet sacs

Definition: Sacs containing accessory stylets, located lateral to the central stylet(s) and basis in the central proboscis region of proboscis in most Hoplonemertea

Author: S. A. Maslakova

Synonyms: Accessory stylet pouches

Translations: Reservestiletasche (German), Карманы с запасными стилетами (Russian)

Relevant Taxa: Nemertea (Ribbon Worms)




Image courtesy of: S. A. Maslakova

Structures: Accessory stylets inside the accessory stylet sac; styletocyte with a newly formed stylet

Notes: *Amphiporus imparispinosus*




Figure 2.
The TaxaGloss display of a single term from the Nemertea.

Microbasic b-mastigophore

Type of nematocyst. Broad capsule, no V-shaped notch at the base of unfired shaft; everted shaft with dense spirales of equally spread spines



Image courtesy of:
Estefania Rodriguez -
American Museum of
Natural History

Notes: *Iosactis* sp

**Microbasic p-amastigophore**

Type of nematocyst. Broad capsule, V-shaped notch at the base of unfired shaft; everted capsule with very long, armed thread with larger spines at the distal end of the shaft

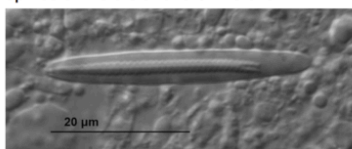


Image courtesy of:
Estefania Rodriguez -
American Museum of
Natural History

Notes: *Kadosactis* sp.

Figure 3.

The TaxaGloss display of the single-language glossary output, showing the term, definition, and illustration for two Actiniaria terms.

TaxaGloss

Translation Table for Sea Squirts (Tunicata)

English-Japanese-Portuguese Terms

English Definition

Abdomen - 腹部 - Abdome
Present in colonial ascidians with two or three body regions. It is the part of the animal that includes the digestive tract. In some groups, also includes gonads and the heart. It is posterior to the pharynx.

Adhesive papillae - 付着突起 (付着装置) - Papilas adesivas
Outer adhesive structures of a larval ascidian used to adhere to a substrate.

**Figure 4.**

The TaxaGloss display of the custom translation table output showing a translation for two Tunicata terms between English, Japanese and Portuguese with a definition in English.

TaxaGloss currently includes glossaries for six marine taxa: macroalgae (divisions Rhodophyta and Chlorophyta, and class Phaeophyceae), sponges (phylum Porifera), hydroids (phylum Cnidaria, class Hydrozoa), sea anemones (phylum Cnidaria, class Anthozoa, order Actinaria), nemertean (phylum Nemertea), and tunicates (phylum Tunicata, class Ascidiacea). These foundation taxa were selected

because they are the focal groups in the [BocasARTS project](#) and they have been or will be subjects of taxonomy training courses as part of the Smithsonian Tropical Research Institute's (STRI) Training in Tropical Taxonomy program. Each glossary began with a core list of terms and definitions compiled by the taxon editor for each group. These lists include original content as well as terms or definitions drawn from previously published lists of terms (Table 1) and online glossaries. Translations of the terms and the definitions were provided by multilingual taxon editors or solicited from qualified colleagues and collaborators. Images were provided by taxon editors, colleagues and collaborators, and students participating in the taxonomy training program. Finally, a scientific illustrator was commissioned to produce bauplan illustrations and schematics for a subset of the terms. At its launch in 2016, TaxaGloss included over 1,300 English terms, 500 of which are connected to a photograph or illustration (Table 1). Depending on the taxon, each term had been translated into 2-7 languages (Table 1).

Table 1. [Download as CSV](#) 

Summary of taxa and sources in the first version of TaxaGloss.

Group (Taxon Editors)	Number of Terms	Number of Figures	Languages	Primary References for Terms
Seaweeds (Fredericq and Freshwater)	254	67	English, Spanish, Portuguese (partial), Thai, French, Dutch	Dawes and Mathieson 2008, Hine 1976, Schneider and Searles 1991, Stearn 1992
Sponges (Thacker)	540	406	English, Portuguese (partial), Spanish (partial)	Boury-Esnault and Ruetzler 2007, Thacker et al. 2014, Hajdu et al. 2011
Hydroids (Miglietta)	365	0	English, Spanish, Italian, Portuguese	Bouillon et al. 2006
Sea Anemones (Rodríguez)	67	26	English, Spanish	Häussermann and Försterra 2009, Carlgren 1949
Nemerteans (Maslakova)	31	58	English, German, Russian	Chernyshev 2011, Bürger 1895, Roe et al. 2007
Tunicates (Rocha)	130	185	English, Spanish, Portuguese, French, German, Hebrew, Japanese	Kott 1985, Kott 1990, Kott 1992, Kott 2001, Nishikawa 1995, Ishikawa et al. 1986, Berrill 1950

Utility, Discussion and Future Prospects

TaxaGloss offers an open-access, web-based, illustrated glossary for technical terms used in biodiversity studies and systematics. This information is otherwise scattered throughout an often difficult to access literature. By increasing accessibility to this information TaxaGloss will provide an entrée to the literature for researchers and students who do not have access to mentors with expertise in their taxon of interest. Easy access to a single glossary may also help to standardize usage of obscure terms, as the inconsistent use of terms that plague the taxonomic literature in some groups may stem from lack of accessible reference sources.

Although English is the current language of taxonomy and systematics, this has not always been the case. Much useful data and many original species descriptions have been published in other European languages and for some taxa there is a significant body of literature in Russian and a number of Asian languages. Today, many of the users of taxonomic and biodiversity data are not native English speakers. This provides a challenge for working taxonomists as well as for training local taxonomists and parataxonomists who may have expert knowledge of the organisms but may face a linguistic impediment to understanding the literature. We expect that TaxaGloss will assist such practitioners in their daily work and in training students. Primarily it provides an open-access, user-friendly illustrated list of terms, accessible in a number of languages. For many taxa there are glossaries published in few languages, which are available only in obscure publications that may not be easily accessible. For other taxa no such glossaries are currently available. The illustrations may be particularly valuable for helping undergraduate students understand the internal anatomy of marine invertebrates in lab classes that involve dissections. Students in R. M. Rocha's laboratory in Brazil have already found the glossary to be useful in their daily work. They access it on their smartphones and tablet computers as they work their way through dissections. Secondly, the translation table tool will facilitate translations of the literature, and will possibly result in a more congruent and homogeneous use of taxonomic terms. We also anticipate this electronic tool will facilitate scientists at any stage of their career, and especially younger generations of researchers in countries with few or no remaining taxonomic experts, in understudied groups such as those available on TaxaGloss.

Acknowledgements

We thank the numerous individuals who contributed definitions, translations and illustrations to this project including Cindy Fernandez (Universidad de Costa Rica), Manuel M. González-Duarte (Pontificia Universidad Católica de Chile), Eduardo Hajdu (Universidade Federal do Rio de Janeiro, Brazil), Euichi Hirose (University Ryukyus, Japan), Gretchen Lambert (Friday Harbor labs, US), Jonathan W. Lawley (University of São Paulo, Brazil), Jaruwan Mayakul (Prince of Songkla University, HatYai, Thailand),

Thaís Pires Miranda (University of São Paulo, Brazil), Françoise Monniot (Museum Nationale d'Histoire Naturelle, France), Mariana Mungioli (Universidade de São Paulo, Brazil), Eva-Maria Natzer (Bavarian Natural History Collections, Germany), Eresto Peña (Universidad de Valle, Colombia), Alicia Pérez-Porro (National Museum of Natural History, United States), Suppattra Pongparadon (Prince of Songkla University, HatYai, Thailand), Anchana Prathet (Prince of Songkla University, HatYai, Thailand), Meghan Rock, Noa Shenkar (Tel-Aviv University, Israel), Xavier Turon (Center for Advanced Studies of Blanes, Spain), Talita Vieira (Universidade de São Paulo, Brazil), Eric Yukihiro (Universidade Federal do ABC, Brazil) and the Participants of Tropical Field Phycology 2015. We especially thank Meghan Rock for producing illustrations and Ben Brandt for programming an original version of the GUI. This project was supported by NSF grant DEB-1456674 (RC), DEB-1456501 (MPM), DEB-1455283 (SM), DEB-1455569 (SLF), DEB-1456196 (ER), DEB-1455569 (RWT): "Advancing Revisionary Taxonomy and Systematics: Integrative Research and Training in Tropical Taxonomy". RMR's research is financed by National Counsel of Technological and Scientific Development – CNPq (305201/2014-0).

Funding program

NSF Division of Environmental Biology

Grant title

NSF grant "Collaborative Research: Advancing Revisionary Taxonomy and Systematics: Integrative Research and Training in Tropical Taxonomy" DEB-1456674 to RC, DEB-1456501 to MPM, DEB-1455283 to SM, DEB-1455569 to SLF, DEB-1456196 to ER, DEB-1455569 to RWT

Conflicts of interest

None

References

- Berrill NJ (1950) The Tunicata. With an account of the British species. Ray Society, London, 354 pp.
- Bouillon J, Gravili C, Pagès F, Gili J, Boero F (2006) An introduction to Hydrozoa . Mémoires du Muséum National d'Histoire Naturelle 1936 1936: 1-194.
- Boury-Esnault N, Ruetzler K (2007) Thesaurus of Sponge Morphology. . Smithsonian Contributions to Zoology 596: 1-55.
- Bürger O (1895) Die Nemertinen des Golfes von Neapel und der angrenzenden Meeres-Abschnitte.

Fauna Flora Golf Neapel 22: 1-743.

- Carlgren O (1949) A survey of Ptychodactiaria, Corallimorpharia and Actiniaria. Kungliga Svenska Vetenskapsakademiens Handlingar 1 (1): 1-121.
- Chernyshev A (2011) Comparative morphology, systematics and phylogeny of nemerteans. Dalnauka., Vladivostok, 309 pp. [In Russian].
- Costello M, Bouchet P, Boxshall G, Fauchald K, Gordon D, Hoeksema B, Poore GB, van Soest RM, Stöhr S, Walter TC, Vanhoorne B, Decock W, Appeltans W (2013) Global Coordination and Standardisation in Marine Biodiversity through the World Register of Marine Species (WoRMS) and Related Databases. PLoS ONE 8 (1): e51629. <https://doi.org/10.1371/journal.pone.0051629>
- Dawes C, Mathieson A (2008) The Seaweeds of Florida. University Press of Florida, Gainesville, 591 pp.
- Gries C, Gilbert EE, Franz NM (2014) Symbiota - A virtual platform for creating voucher-based biodiversity information communities. Biodiversity data journal 2: e1114. <https://doi.org/10.3897/BDJ.2.e1114>
- Hajdu E, Peixinho S, Fernandez J (2011) Esponjas Marinhas da Bahia: Guia de campo e laboratório. Museu Nacional, Rio de Janeiro, 276 pp.
- Häussermann V, Försterra G (2009) Marine Benthic Fauna of Chilean Patagonia. Nature in Focus, Santiago, 1000 pp.
- Hine A (1976) A Glossary of Phycological Terms for Students of Marine Macroalgae - An Aid for Interpreting Keys and Descriptions Relating to the Four Divisions of Macroalgae: Cyanopyta, Chlorophyta, Phaeophyta, and Rhodophyta. University of Miami, Miami, 80 pp.
- Ishikawa M, Kawamura K, Taneda Y, Nakauchi M, Nishikawa T, Mukai H, Watanabe H (1986) Systematic Zoology Vol. 8 Part 2 Hemichordata and Prochordata. Nakayama-shoten, Tokyo, 410 pp. [In Japanese]. [ISBN 4-521-07181-3 C3345]
- Kott P (1985) The Australian Ascidiacea part 1, Phlebobranchia and Stolidobranchia. Memoirs of the Queensland Museum 23: 1-440.
- Kott P (1990) The Australian Ascidiacea, part 2, Aplousobranchia (1). Memoirs of the Queensland Museum 29: 1-226.
- Kott P (1992) The Australian Ascidiacea part 3, Aplousobranchia (2). Memoirs of the Queensland Museum 32 (2): 375-620.
- Kott P (2001) The Australian Ascidiacea Part 4, Aplousobranchia (3), Didemnidae. Memoirs of the Queensland Museum 47: 1-407.
- Nishikawa T (1995) Chordata. In: Nishimura S (Ed.) Guide to Seashore Animals of Japan with Color Pictures and Keys Vol. II. Hoikusha, Osaka. [ISBN 4-586-30202-X].
- Roe P, Norenburg J, Maslakova S (2007) Nemertea. In: Carlton J (Ed.) The Light and Smith Manual: Intertidal Invertebrates from Central California to Oregon 4th Edition. 4. University of California

Press, Berkeley, 221–230 pp.

- Schneider C, Searles R (1991) *Seaweeds of the Southeastern United States - Cape Hatteras to Cape Canaveral*. Duke University Press, Durham, 553 pp.
- Shenkar N, Gittenberger A, Lambert G, Rius M, Rocha RM, Swalla BJ, Turon X (2015) *Ascidiacea World Database*. <http://www.marinespecies.org/ascidiacea>. Accession date: 2015 12 10.
- Stearn W (1992) *Botanical Latin*. Timber Press, Inc., Portland, 546 pp.
- Thacker RW, Díaz M, Kerner A, Vignes-Lebbe R, Segerdell E, Haendel MA, Mungall CJ (2014) The Porifera Ontology (PORO): enhancing sponge systematics with an anatomy ontology. *Journal of Biomedical Semantics* 5 (1): 39. [In English]. <https://doi.org/10.1186/2041-1480-5-39>