

CONTRIBUTIONS FROM
THE MUSEUM OF HISTORY AND TECHNOLOGY:
PAPER 39

FULTON'S "STEAM BATTERY":
BLOCKSHIP AND CATAMARAN

Howard I. Chapelle

SURVIVING DESIGNS FOR FLOATING BATTERIES	145
CONTROVERSIAL DESCRIPTIONS	147
COPENHAGEN PLANS	150
HISTORY OF DOUBLE-HULL CRAFT	152
SAIL AND INBOARD PLANS	157
RECONSTRUCTING THE PLANS	161
APPENDIX	167




Figure 1.—SCALE MODEL of Fulton's *Steam Battery* in the Museum of History and Technology.
(Smithsonian photo P-63390-F.)

FULTON'S "STEAM BATTERY": BLOCKSHIP and CATAMARAN

Robert Fulton's "Steam Battery," a catamaran-type blockship, was built during the War of 1812. Until recently, not enough material has been available to permit a reasonably accurate reconstruction of what is generally acknowledged to be the first steam man-of-war.

With the discovery, in the Danish Royal Archives at Copenhagen, of plans of this vessel, it is now possible to prepare a reconstruction and to build a model.

This article summarizes the history of the vessel, describes the plans and the reconstruction, and also evaluates its design with particular attention to the double-hull construction.

THE AUTHOR: Howard I. Chapelle is curator of transportation in the Smithsonian Institution's Museum of History and Technology.

THE IDENTITY OF THE FIRST STEAM MAN-OF-WAR has been known for many years, and a great deal has been written and published on the history of this American vessel. Until recently, the only available drawing of the ship has been a patent drawing made for Robert Fulton. This does not comply with contemporary descriptions of the steamer and the drawing or plan is out of proportion with the known dimensions. The lack of plans has heretofore made it impossible to illustrate the vessel with any degree of precision, or to build a scale model.

The discovery in 1960 of some of the plans of this historic ship in the Danish Royal Archives at Copenhagen now makes possible a reasonably accurate reconstruction of the vessel and also clarifies some of the incomplete and often confusing descriptions by contemporary writers.

Of the numerous published accounts of the ship that

are available, the most complete is David B. Tyler's "Fulton's Steam Frigate."¹ A contemporary description of the vessel by the British Minister to Washington, 1820-23, Stratford Canning, was published by Arthur J. May.² In *Naval and Mail Steamers of the United States*, by Charles B. Stuart,³ and *The Steam Navy of the United States*, by Frank M. Bennett,⁴ the history of the ship and some descriptive facts are given. Stuart, in an appendix, gives in full the report of the Supervisory Committee (set up to administer the building contract). Tyler and Stuart, and the Committee Report are the principal sources from which the following summary of the ship's history is drawn.

¹ *The American Neptune* (1946), vol. 6, pp. 253-274.

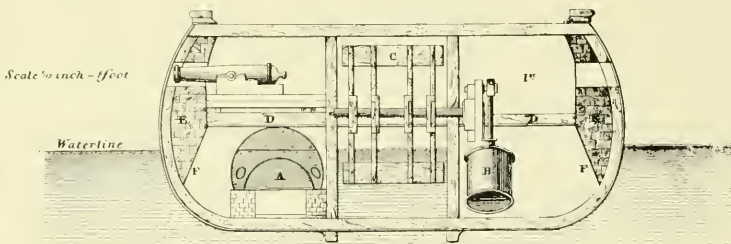
² *The American Neptune* (1944), vol. 4, pp. 327-329.

³ New York, 1853, pp. 13-17.

⁴ Pittsburgh, 1896, pp. 8-10.

45 "DEMOLOGOS"

Figure I^A Transverse section A her Boiler B the steam engine C the water wheel
 E E her wooden walls 5 feet thick diminishing to below the waterline as at Y F
 draught of water 9 feet D D her gun deck



Scale 1/2 inch = 1 foot

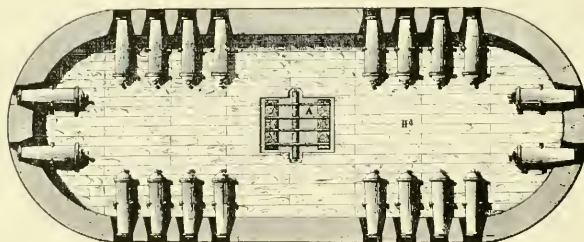


Figure II This shows her gun deck 110 feet long
 21 feet wide, mounting 20 guns A the Water wheel

Figure III^A
 Side View



Scale 1/2 inch = 1 foot

ROBERT FULTON
 November 1843

S. M. Etty del

Staats Naval & Mast Steamers U. S.

Sarony & Major Eng NY

On December 24, 1813, Robert Fulton invited a group of friends—prominent merchants, professional men and naval officers—to his home in New York City and there presented a proposal for a project of great local interest. At that time the War of 1812 was in its second year and the economic effect of the British naval blockade was being felt severely. The blockade cut off seaborne trade and posed a constant threat of attack upon New York and other important ports, particularly Baltimore. To defend the ports, it had been proposed to build mobile floating batteries or heavily built and armed hulks with small sailing rigs, but the high cost of these and their doubtful value in helping to break the blockade, compared to the value and action of a very heavy, large frigate, or a 74-gun ship, caused authorities to hesitate to proceed with the construction of any blockships or floating batteries.

Fulton's proposal concerned a floating battery propelled by steam power. He believed that steam propulsion not only would give it effective maneuverability with no loss of gunpower, but also would allow a successful attack upon the Royal Navy blockading ships during periods of protracted calm, when sailing men-of-war were nearly helpless. The blockaders then could be attacked and picked off, one by one, by the heavily armed steamboat.

Among those present at the meeting was Major General Henry Dearborn, a leading citizen and soldier who was later to become noted in American political history. The first step taken during this meeting was the founding of the Coast and Harbor Defense Company with Dearborn as president, Fulton as engineer, and Thomas Morris as secretary. Next, a committee was established to raise funds from Federal, State, and New York City governments as well as from individual contributors to build the battery. The members of this committee consisted of General

Dearborn, Commodore Stephen Decatur, U.S.N.; General Morgan Lewis; Commodore Jacob Jones; U.S.N.; Noah Brown, shipbuilder; Samuel L. Mitchill; Henry Rutgers; and Thomas Morris.

The committee proved cumbersome and was reduced to General Lewis, Isaac Bronson, Henry Rutgers, Nathan Sanford, Thomas Morris, Oliver Wolcott, and John Jacob Astor. Known as the Coast Defense Society and with the name of *Pyremon* given the ship in prospectus, they attempted, unsuccessfully, to raise funds privately.

The estimated sums to build a battery 130 feet long, with a 50-foot beam, capable of a speed of 5 mph, and carrying 24 long guns (18-pdr.), was \$110,000. Fulton, still the chief engineer, in an effort to interest the Federal Government, built a model of the proposed vessel and submitted it to some prominent naval officers—Commodore Stephen Decatur, Jacob Jones, James Biddle, Samuel Evans, Oliver Perry, Samuel Warrington, and Jacob Lewis. All gave their support to the Society in a written statement and this recommendation proved helpful to the project in Congress and in the Navy Department. In the process of passing a bill which went to the Senate Naval Affairs Committee calling for \$250,000 for the construction of the floating battery, the sum was raised to \$1,500,000 for the construction of "one or more" floating batteries and passed on March 9, 1814.

To supervise the start of construction, the Coast Defense Society appointed a committee consisting of Dearborn, Wolcott, Morris, Mitchill, and Rutgers, with Fulton as engineer, and a model and drawing of the proposed vessel was submitted to the Patent Office. The Secretary of the Navy, although supporting the project, delayed action until he had weighed the importance of the batteries in relation to other war needs, for at this time the naval ship-building program on the Great Lakes was considered of prime importance. He also raised some technical questions concerning the design of the batteries, which Fulton answered with a description of the vessel as 138 feet on deck, 120 feet on the keel, 55 feet beam (each hull to have a 20-foot beam and the "race" between to be 15 feet wide), draft 8 or 9 feet loaded, and the intended speed was to be $4\frac{1}{2}$ to 5 mph. The ship was to carry 24 long guns (32-pdr.), the engine was to be 130 hp, and the total cost, \$200,000. In his letters to the Secretary of the Navy, Fulton stated that Adam and Noah Brown would build the hull for \$69,800 and that he would build

Figure 2.—"DEMOLOGOS," A WOOD ENGRAVING based on the sketch which Robert Fulton showed to President Madison in 1813. This wood engraving appears as plate 1 in Charles B. Stuart's *Naval and Mail Steamers of the United States*, and illustrates the section on Naval Steamers, from which the account "The Demologos; or, Fulton the First," is here reproduced (pp. 167-171). Stuart obtained the sketch, assumed to have been made for Fulton's patent on the design of the *Steam Battery*, from the files of the U. S. Navy Department.

the engine, machinery and boilers for \$78,000, a total of \$147,800. He intended to have the boilers, valves, fastenings, and air pumps of brass or copper, which would raise the machinery costs 59 percent above that of stationary engines and boilers then in use.

On May 23, 1814, the Secretary of the Navy authorized the Coast Defense Society and its committee to act as Navy agents and to enter into the contracts required to build a vessel, and to draw on the Navy storekeepers or Navy Yard commandants for such stores or articles on hand needed for construction. The contracts were prepared and the committee now was officially empowered to act for the Society, with Rutgers, Wolcott, Morris, Dearborn, Mitchill, and Fulton. On June 4, Dearborn asked the Navy Department for \$25,000 advance, for work had started. On the 6th, he informed the Secretary that he had been ordered to assume command of the defenses of Boston and that Rutgers had been appointed chairman of the construction committee in his place.

It is apparent that the Navy Department was pressed for funds, due to the very extensive ship-building programs on Lakes Erie, Ontario, and Champlain in addition to the seagoing vessels being built in some of the coastal ports. This was certainly one cause for the Secretary of the Navy's reluctance to carry out the requirements of the bill passed by Congress immediately after its signature and, also, this reluctance caused the supervisory committee much embarrassment in its administration of the contract.

Another factor which caused difficulty in the administration of the contract was the position of Adam and Noah Brown. The brothers were deeply involved in the shipbuilding program on the Lakes, in which they were associated at times with Henry Eckford. The Browns constructed a blockhouse, shops, and quarters at Erie; in addition to Perry's two brigs and five of his schooners, they also built some of the Lake Ontario vessels and, later, the *Saratoga* on Lake Champlain. In their New York yard, whose operation continued throughout the war, they built some large letter-of-marques: the *General Armstrong*, *Prince de Neuchatel*, *Zebra*, *Paul Jones*, and some smaller vessels. They also cut down the 2-decked, merchant ship *China* into a single flush-deck letter-of-marque, renamed *Yorktown*; and they had a contract to build the sloop-of-war *Peacock*. It is remarkable that the Browns could undertake

and complete so much work between 1813 and 1815 and still be able to build the steam battery in a very short time.

With the contracts in order, the Browns began building. The keels of the battery were laid June 20, 1814. It is apparent that the Browns prepared the original hull plans, undoubtedly before the building authority was obtained. The vessel required only about four months to build; she was launched October 29, 1814, at 9 a.m. This was an excellent performance, considering the size of the vessel, the amount of timber required and handled in her massive construction, and the other work being done by the builders. During the ship's construction, sightseers were a nuisance and finally guards had to be obtained. During the building of the steam battery, work had to be practically stopped on the sloop-of-war *Peacock* at one period after she had been partially planked.

There were difficulties in obtaining metalwork for the vessel during her construction, due to the blockade and the demand for such material for other shipbuilding at New York. On November 21, 1814, the ship was towed from the Browns' yard on the East River by Fulton's *Car of Neptune* and *Fulton*, each lashed to the sides of the battery, and taken to Fulton's works on the North River. There Fulton supervised in person the completion of the vessel and construction of her machinery. Undoubtedly only a little of his time was required in inspection of the Browns' work on the battery, for the shipbuilders had been closely associated with Fulton throughout the life of the project and were fully capable as ship designers. The work on the machinery was another matter, however, for men capable of working metal were scarce and few workmen could read plans. Fulton had some of the work done outside of his own plant, particularly the brass and copper work (mostly by John Youle's foundry). As a result, Fulton was required to move from plant to plant, keeping each job under almost constant observation and personally supervising the workmen. The equipment then available for building a large engine was inadequate in many ways. The large steam cylinder presented a problem: it had to be recast several times and some of the other parts gave trouble, either in casting or in machining and fitting.

Guns for the battery were another problem. Only 3 long guns (32-pdr.), were available at the Navy Yard. The Secretary of the Navy promised some captured guns then at Philadelphia. Because of the blockade, these had to come overland to New York. The captured guns thus obtained were probably English,




Figure 3.—SCALE MODEL of *Steam Battery*, showing double hull, in the Museum of History and Technology. (Smithsonian photo P-63390 D.)

part of the cargo of the British ship *John of Lancaster* captured by the frigate *President* early in the war. Apparently 24 guns were obtained this way; only 2 were obtained from the Navy Yard. In July the Supervising Committee carried out some experimental damage studies, in which a 32-pdr. was fired at a target representing a section of the topsides of the battery. Drawings of the result were sent to the Secretary of the Navy.

Further problems arose over the delays of the government in making payments: the banks discounted the Treasury notes, so the Committee members had to advance \$5,000 out of their own pockets. There was fear that British agents might damage the vessel, and although the project was undoubtedly known to the British, no evidence of any act of sabotage was ever found. Captain David Porter was assigned to the command of the battery in November, and it was upon his request that the vessel was later rigged with sails.

With the *Steam Battery* approaching completion, the Secretary of the Navy became more enthusiastic and the construction of other batteries of this type was again proposed. Captain Stiles, a Baltimore merchant, offered to build a steam battery, the hull to cost \$50,000; the entire cost of the vessel, \$150,000, was raised in Baltimore and the frames of a battery erected. Another battery was projected at Philadelphia and the Secretary of the Navy wanted one or more built at Sackett's Harbor, but naval officers and Fulton objected. A bill put before Congress to authorize another half million to build steam batteries passed the first reading January 9, 1815, went to the House February 22, 1815, but the end of the war prevented any further action on it.

On February 24, 1815, Fulton died. He had been to Trenton, New Jersey, to attend a hearing on the steamboat monopoly and, on the way back, the ferry on North River was caught in the ice. Fulton and his lawyer, Emmet, had to walk over the ice to get ashore. On the way, Emmet fell through and Fulton got wet and chilled while helping him. After two or three days in bed Fulton went to his foundry to inspect the battery's machinery causing a relapse from which he died. This resulted in some delay in completing the machinery and stopped work on the *Mute*, an 80-foot, manually propelled, torpedo boat that Fulton was having built in the Browns' yard.

It was decided to suspend work on the Baltimore battery after an expenditure of \$61,500, but the New York battery was to be completed to prove the

project was practical. The final payment of \$50,000 was made four months after it was requested.

Charles Stoudinger, Fulton's foreman or superintendent, was able to complete and install the ship's machinery. On June 10, 1815, the vessel was given a short trial run in the harbor with Stoudinger and the Navy inspector, Captain Smith, on board. This trial revealed the need of some mechanical alterations; sails were not used, and it was found she could stem the strong tide and a fresh headwind. The vessel also was visited by the officers of French men-of-war at anchor in the harbor.

On July 4, 1815, she was given another trial. She left Fulton's works at Corlear's Hook at 9 a.m., ran out to Sandy Hook Lighthouse, bore west and returned, a total of 53 miles under steam, reaching her slip at 5:20 p.m. She was found to steer "like a pilot boat." This prolonged trial revealed that the stokehold was not sufficiently ventilated and more deck openings were required. The windsails used in existing hatches were inadequate. The paddle wheel was too low and had to be raised 18 inches, and there were still some desirable modifications to be made in the machinery.

On September 11, 1815, she was again given a trial run. All alterations had been made, including the addition of hatches and raising the paddle wheel, and her battery was on board with all stores, supplies, and equipment. She had 26 long guns (32-pdr.), mounted on pivoted carriages, and now drew 10 feet 4 inches. On this day she left her slip at 8:38 a.m. and went through the Narrows into the Lower Bay, where she maneuvered around the new frigate *Java* at anchor there. The battery then was given a thorough trial under steam and sail and, with the ship underway, her guns were fired to see if concussion would damage the machinery. The vessel was found to be a practical one, capable of meeting the government's requirements in all respects; her speed was 5½ knots. However, the stokehold temperature had reached 116° Fahrenheit! She returned to her slip at 7:00 p.m.

On December 28, 1815, the Committee in a written report to the Secretary of the Navy,⁵ gave a description of the vessel and praised her performance. At this time a set of plans was made by "Mr. Morgan,"

⁵ See pages 172 through 176 for this report, which is reproduced from CHARLES B. STUART, *Naval and Mail Steamers of the United States* (New York, 1853), app., pp. 155-159.

of whom no other reference has appeared, and sent to the Navy Department. These cannot now be found. The Committee recommended the battery be commissioned and used for training purposes. This suggestion was not followed.

The ship remained in her slip during the winter, and in June 1816 she was turned over to the Navy and delivered to Captain Samuel Evans, commandant of the New York Navy Yard. Captain Joseph Bainbridge was assigned to her command. However, she was not commissioned and soon after her delivery she was housed over and placed "in ordinary," that is, laid up. The final settlement showed that the Committee, as Navy agents, had paid out \$286,162.12 with \$872.00 unpaid, as well as a claim for \$3,364.00 by Adam and Noah Brown, making a total of \$290,398.12.

The following year, on June 18, 1817, she was unroofed and put into service with a small crew. With President James Monroe on board, she left the Navy Yard about noon for a short trip to the Narrows and then to Staten Island and returned in the evening. The next day she was again placed "in ordinary."

Four years later, in 1821, when her guns and machinery were removed, it was found that she was rapidly becoming rotten. She was then utilized as a receiving ship. At 2:30 p.m. on June 4, 1829, she blew up, killing 24 men and 1 woman, with 19 persons listed as injured. Among those killed was one officer, Lt. S. M. Brackenridge. Two lieutenants and a Sailing Master were hurt, four midshipmen were severely injured, and five persons were listed as missing. The explosion of 2½ barrels of condemned gunpowder was sufficient, due to her rotten condition, to destroy the ship completely. A Court of Inquiry blamed a 60-year-old gunner, who supposedly entered a magazine with a candle to get powder for the evening gun. It was stated to the court that about 300 pounds of powder in casks and in cartridges was on board the ship at the time.³

She was not replaced until the coast-defense steamer *Fulton* was built in 1837-38, though in 1822 the Navy purchased for \$16,000 a "steam galliot" of 100 tons, the *Sea Gull*, to be used as a dispatch boat for the West Indian squadron engaged in suppressing piracy during 1823. In 1825 she was laid up at Philadelphia, and in 1840 she was sold for \$4,750.

It is a curious fact that the battery did not receive an official name, as did the sailing blockship on the ways at New Orleans, which at the end of the War of

1812 was officially listed as the *Tchifonta*. Nor was the battery given a number, as were the gunboats. In official correspondence and lists, the steam battery is referred to as the "Fulton Steam Frigate," or as the "Steam Battery," but in later years she was referred to as the "Fulton" or "Fulton the First." Perhaps the explanation is that as she was the only one of her kind she was not numbered, and as she was not considered fit for coastal or extended ocean voyages, she was not given a name.

Surviving Designs for Floating Batteries

The designs of American blockships that have survived are those of the *Tchifonta*,⁶ 145 feet long, 43-foot moulded beam, 8-foot 6-inch depth in hold, and about 152 feet 9 inches on deck. She was to carry a battery of 22 long guns (32-pdr.), on the main deck 12 carronades (42-pdr.), on forecastle and quarter decks. She was to have been rigged to rather lofty and very square topgallant sails, and would have been capable of sailing fairly well, though of rather shoal draft, drawing only about 8 feet 6 inches when ready for service. She was sold on the stocks at the end of the war and her later history is not known.

Another and earlier design for a blockship, or floating battery, was prepared by Christian Beigh for Captain Charles Stewart in 1806. This was a sailing vessel for the defense of the port of New York, planned to mount 40 guns (32-pdr.), on her two lower decks and 14 carronades (42-pdr.), on her spar deck. She was to be 103 feet 6 inches between perpendiculars, a 44-foot moulded beam, 10-foot depth of hold, and drawing about 9 feet when ready for service. She was intended to be ship-rigged, but was never built.⁷ A few small sloop-rigged block vessels also were built during Jefferson's administration. The sloop-of-war *Saratoga*, built on Lake Champlain by the Browns, in 1813, was practically a blockship. A plan for a proposed "Guard Ship," or "Floating Battery," was made by James Marsh at Charleston, South Carolina, in 1814. This was an unrigged battery, 200 feet extreme length, 50-foot moulded beam, 9-foot depth of hold, to mount 32 guns (42-pdr.), on a flush deck, with a covering deck above.⁸

⁶ National Archives, Navy Records Plans, 80-7-14; and HOWARD I. CHAPPELLE, *History of the American Sailing Navy* (New York: W. W. Norton & Co., 1949), pp. 293-295.

⁷ National Archives, Navy Records Plans, 80-7-9; and CHAPPELLE, *History of the American Sailing Navy*, pp. 226, 228.

⁸ National Archives, Navy Records Plans, 80-7-15.

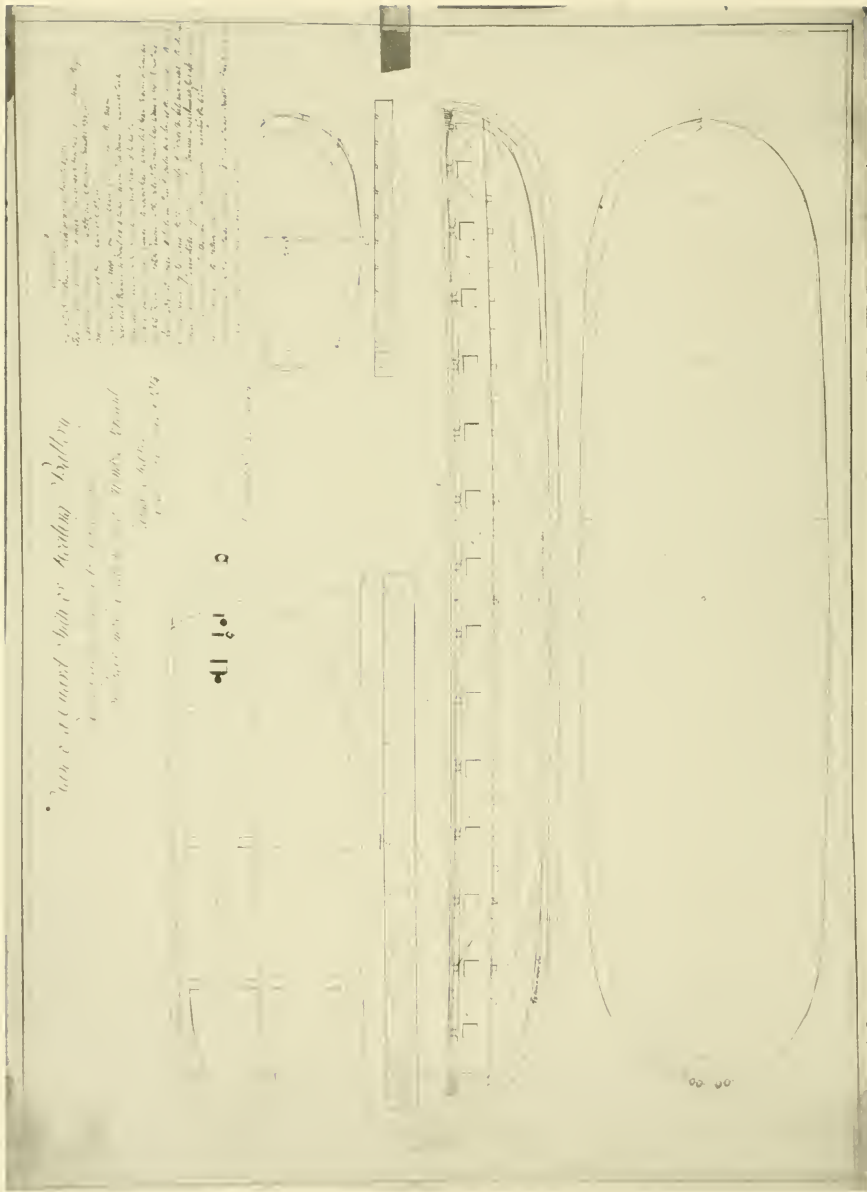


Figure 4.—DESIGN FOR AN UNRIGGED FLOATING BATTERY proposed by James Marsh, Charleston, South Carolina, March 14, 1814

Through the courtesy of the trustees of the National Maritime Museum, Greenwich, England, the Rig-sarkivet, Copenhagen, Denmark, and the Statens Sjöhistoriska Museum, Stockholm, Sweden, the author has been able to illustrate in this article the designs of some of the early floating batteries.

In the last quarter of the 18th century and later, the Danes had built sail-propelled floating batteries or blockships, which were employed in the defense of Copenhagen. The British built at least one sail-propelled battery, the *Spanker*, in 1794. This was a scow of very angular form with overhanging gun-deck, bomb-ketch-rigged, and about 120 feet overall 42-foot 4 inches moulded beam and 8-foot depth of hold. She is said to have been a failure due to her unseaworthy proportions and form; the overhanging gun deck and sides were objected to in particular. She is called a "Stationary Battery" in her plans, which are in the Admiralty Collection of Draughts, National Maritime Museum, Greenwich.

Controversial Descriptions

The contemporary descriptions of the Fulton *Steam Battery* do not agree. This was in part due to differences between the dimensions given out by Fulton during the negotiations with the Federal Government, and after the ship's construction was authorized. From the context of various statements concerning the projected vessel, such as that of the naval officers, the changes in the intended dimensions of the ship can be seen. For example, the officers state the model and plan shown them would produce a battery carrying 24 guns (24- and 32-pdrs.), and a letter from Fulton to Jones,⁹ shows she was to be 138 feet on deck and 55-foot beam. The final reported dimensions, given by the Supervisory Committee,¹⁰ are 156 feet length, 56 feet beam, and 20 feet depth.

In addition there are a few foreign accounts which give dimensions and descriptions. The most complete was probably that of Jean Baptiste Marestier, a French naval constructor who visited the United States soon after the end of the War of 1812 and

published a report on American steamboats in 1824.¹¹ The *Steam Battery* is barely mentioned though a drawing of one of her boilers is given. Marestier made another report on the American Navy, however. Extensive searches have been made for this in Paris over the last 14 years, but this paper has not been found in any of the French archives. References to the original text indicate that the naval report dealt very extensively with the *Steam Battery*. Some of his comments on the battery appeared in *Procès-verbaux des Séances de l'Académie des Sciences*.¹² Marestier considered the powers of the battery to have been overrated due to fanciful accounts of some laymen writers. He was aware of the shortcomings of the double hull in a steam vessel at the then-possible speeds, but he apparently thought two engines, one in each hull and each with its boilers would be better than Fulton's arrangement of boilers in one hull and engine in the other. He noted that the paddle wheel turned 16-18 rpm and that steam pressure sustained a column of mercury 25 to 35 centimeters. The safety valve was set at 50 centimeters. Fuel consumption was 3¹/₂ cords of pine wood per hour.

In view of the access Marestier is known to have had to American naval constructors, shipbuilders, and engineers, it is highly probable that he not only obtained the building plan of the ship but also some of the earlier project plans from the builders and from Fulton's superintendent, Stoulinger. It is, therefore, a great misfortune that his lengthy report on the *Battery* cannot be produced.

A French naval officer who investigated the ship, M. Montgéry, also wrote a description, published in "Notice sur la Vie et les Travaux de Robert Fulton."¹³

It should be noted in regard to what Montgéry wrote about the *Battery*, that in 1821 it had been considered desirable to disarm the ship. The engineer in charge, William Purcell, had reported that as there were not proper scuppers, dirt and water had entered the hull and had collected under the engine and boilers, causing damage to the hull, and also that with guns removed, the *Battery* would float too high for the paddle wheel to propel the vessel; so it had

¹¹ JEAN BAPTISTE MARESTIER, *Mémoire sur les bateaux à vapeur des États-Unis d'Amérique, avec un appendice sur diverses machines relatives à la Marine* (Paris: L'imprimerie Royal, 1824).

¹² 1820-1823, vol. 7, p. 437.

¹³ *Annales de l'industrie nationale et étrangère, ou Mercure Technologique* (Paris, 1822), pp. 760-762.

⁹ National Archives, Naval Records Collection, Miscellaneous Letters, 1819, II.

¹⁰ See p. 163, reproduced from CHARLES B. STUART, *Naval and Mail Steamers of the United States* (New York, 1853), p. 15.

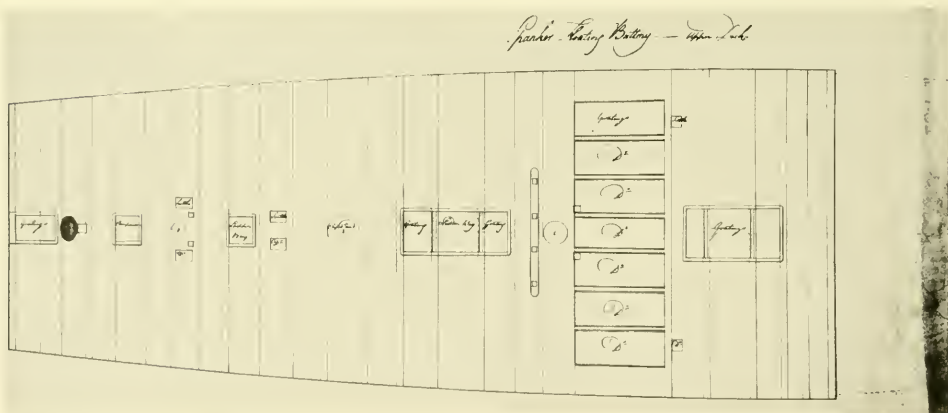
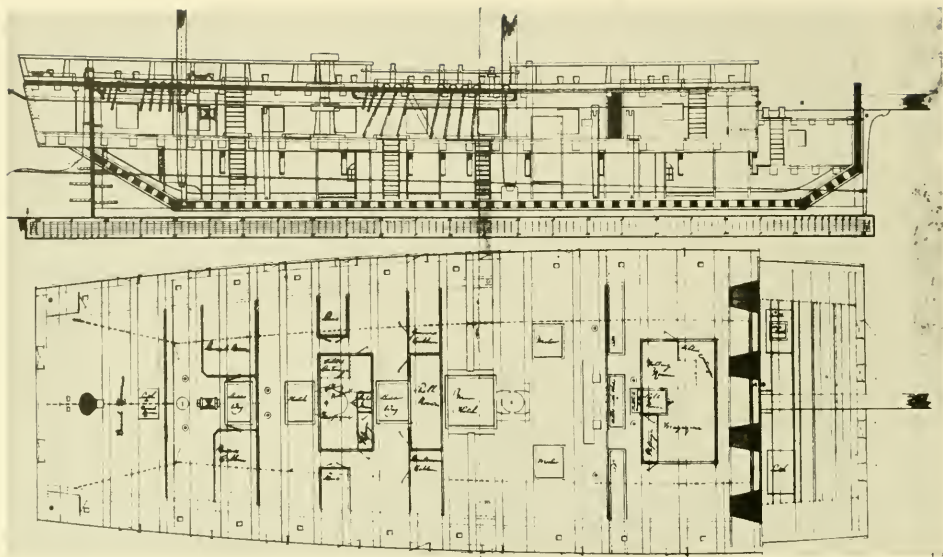


Figure 5.—FLOATING BATTERY *Sparker* built, in England by William Barnard, at Deptford on the Thames, and launched June 14, 1794. Rigged as a bomb ketch, its length is 111 feet 7 inches in the keel, extreme beam 42 feet 4 inches, depth of hold 8 feet. Upper deck plan also shown.

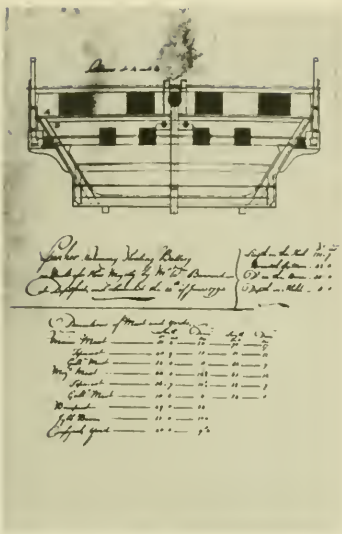


Figure 5.

been decided to remove all machinery as well as the armament.

Montgéry's description, published in 1822, was taken from his report to the Minister of Marine and Colonies. It noted the battery was made of two hulls separated by a channel, or "race," 15½ feet wide, running the full length of the vessel. The two hulls were joined by a deck just above the waterline, as well as by an upper deck, and also connected at their keels by means of 12 oak beams each 1 foot square. The vessel was 152 feet long, 57 feet beam, and 20 feet deep. Sides were 4 feet 10 inches thick, and the ends of the hull were rounded and alike. There were two rudders at each end, one on each hull, alongside the race. The eight paddle blades, each 14½ feet by 3 feet, turned in either direction by stopping the engine piston at half-stroke and reversing the flow of steam. Rigged with two lateen sails and two jibs, the ship sailed either end first. The engine of 120 hp was in one hull and two boilers were in the other. Other sources, Marestier, and Colden in *Procès-verbaux des Séances de l'Académie des Sciences*,¹⁴ gave additional information (some of it

incorrect): the engine was inclined, with a 4-foot-diameter cylinder, 5-foot stroke, direct-connected to the paddle wheel, which was turned at 18 rpm. The boilers were 8 x 22 feet with the fireboxes in inside cylinders, each about 5 feet in diameter, and extending about half the length of the boiler from the fire doors. Two fire tubes, each about 3 feet in diameter, returned the gases from the inside end of the fireboxes to the stacks at the firing end. Except at the fire-door end, the firebox was completely surrounded by water. The boiler pressure of about 6 psi was not maintained, varying somewhat with each stroke of the engine.

Water level in the boilers was indicated by try cocks. The safety valve was controlled by a counter-balanced lever. A jet of salt water was injected into the exhaust trunk to form a vacuum by condensation. An air pump transferred condensate and sea water into a tank from which it passed overboard. Only about a tenth of this water was returned to the boilers.


Montgéry stated also that only the lower or gun deck was to be armed. No bulwarks were on the spar deck, only iron stanchions to which were fastened a breastwork of wet cotton bales when the *Steam Battery* was in action.

The *Battery* was designed to carry 30 guns (32-pdr.), with 3 guns in each end and 12 on each side, but no guns in the wake of paddle wheel and machinery. Hatches to give air to the stokehold were located amidships. The *Battery* was to have been supplemented at the ends of each hull by a Columbiad "submarine gun" (100-pdr.), Fulton's invention, but these were not fitted. Provision was to be made in the fireboxes for heating shot, and a force pump with a cylinder 33 inches in diameter was employed to throw a stream of cold water, about 60-80 gallons per minute, for a distance of about two hundred feet. This could be done only when the paddle wheel was not in operation. The paddle wheel was housed, the top fitted with stairs to the spar deck. The gun deck, over the race, was used in part for staterooms, of which the bulkheads were permanent. Hammocks for the complement of 500 men were to be slung on the rest of the gun deck. The ship drew 10 feet 4 inches, with the port sills about 5½ feet above the loadline. Burning wood, the vessel could carry about 4 days' supply of fuel; burning coal, she carried 12 days' supply.

Montgéry said that the vessel would be vulnerable to bombshells and hot shot, and that furthermore she could be boarded. The displacement of the ship, at service draft, was 1,450 tons, a figure Montgéry

¹⁴ January 27, 1823, vol. 7, pp. 436-438.

Figure 6.—FRENCH SKETCH, in Rigsarkivet, Copenhagen, of inboard profile and arrangement of Fulton's *Steam Battery*, showing details of the Fulton engine, probably taken from one of his preliminary designs.



obtained from a copy of the original plan given him by Noah Brown.

In 1935, Lieutenant Ralph R. Gurley, USN, attempted a reconstruction in sketches of the vessel published in his article "The U.S.S. *Fulton* the First" in the *U.S. Naval Institute Proceedings*.¹⁵ This reconstruction was based on the Patent Office drawing prepared for Fulton, and published by Stuart and Bennett, and the foregoing French sources. The Patent Office drawing showed the engine was an inclined cylinder and Lt. Gurley shows this in his sketch; in his text (p. 323) he says, "The engine was an inclined, single-cylinder affair with a 4-foot base and a 5-foot stroke." Gurley's attempt to reconstruct the *Steam Battery* is the only one known to the author.

Copenhagen Plans

In 1960, Kjeld Rasmussen, naval architect of the Danish Greenland Company, was requested by the

¹⁵ January-March 1935, vol. 61, pp. 322-328.

author to inspect in the Danish Royal Archives at Copenhagen a folio of American ship plans, the index of which had listed some Civil War river monitors. Mr. Rasmussen found the monitor plans had been withdrawn but discovered that three plans of Fulton's *Steam Battery* existed, as well as plans of the first *Princeton*, a screw sloop-of-war.

Copies of the *Steam Battery's* plans were obtained at Copenhagen in September 1960 through the courtesy of the archivist, and were found to consist of the lines, copied in 1817, an inboard profile and arrangement, and a sail and rigging plan. From these the reconstruction for a scale model was drawn and is presented here with reproductions of the original drawings upon which the reconstruction is based.

It is apparent that Montgéry's description is generally accurate. The vessel is a catamaran, made of two hulls, double-ended and exactly alike. The outboard sides are "moulded," with round bilges, the inboard sides are straight and flat, as though a

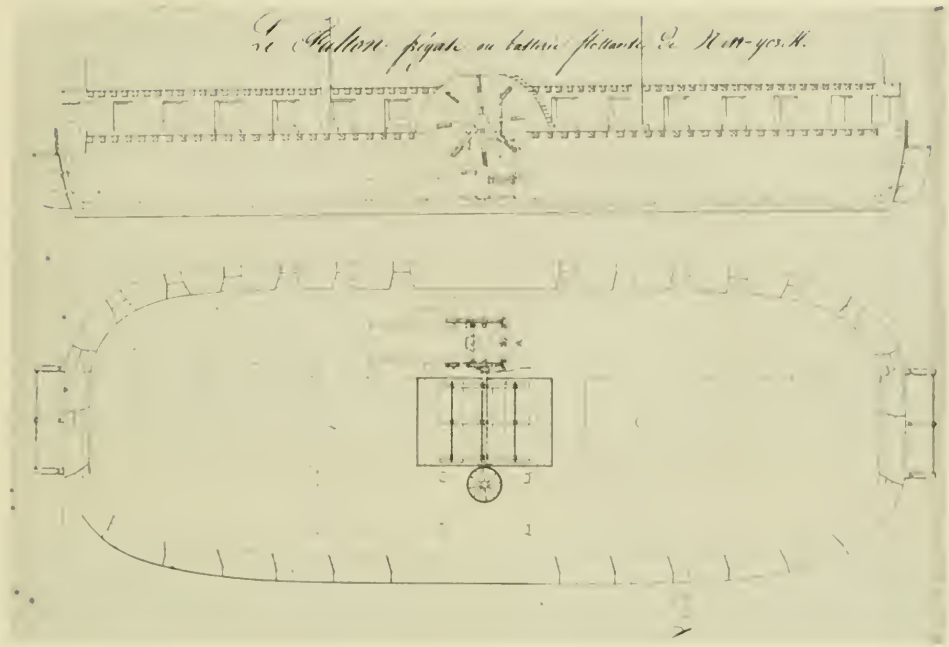


Figure 6.

hull had been split along the middle line and then planked up flat where split. The hulls are separated by the race, in which the paddle wheel is placed at mid-length. The topsides are made elliptical at the ends, and the midsection shows a marked tumble-home over the thick topside planking but less on the moulded lines.

The lines plan agreed rather closely to Montg ery's description of the hull. After careful fairing it was found the lines drawing would produce a vessel 153 feet 2 inches overall outside the stems, or about 151 feet over the planked rabbets, with a moulded beam of 56 feet and extreme beam of 58 feet. The moulded depth was 22 feet 9 inches and the width of the race was 14 feet 10 inches, plank to plank. The room and space of framing shown was 2 feet. The designed draft appears to be 13 feet and this would bring the port sills 5 feet 6 inches above the loadline and the underside of the gun-deck beams about 2 feet 9 inches above the loadline.

The lines plan is a Danish copy, probably of the building plan by Noah Brown, and may be based on the plan Montg ery obtained from Brown. The spar deck has the iron stanchions (Gurley translated these as "chandeliers") which are set inboard 1 foot from the plank-sheer. This gives room for cotton bales, outboard the stanchions, to form a barricade. As will be seen by comparing the original Danish drawing with the model drawing, the construction indicates that the iron stanchions should be carried around the ends of the hull in the same manner as along the sides, since the lower ends of the iron stanchions pass through the spar deck and are secured to the inside of the inner ceiling of the gun deck. The rudders are as shown in the Danish drawing, and it is supposed that they were operated ferryboat fashion, one at each end of the vessel. Hence, each pair of rudders was toggled together by a cross-yoke. This was probably operated by a tiller (possibly the cross-yokes and tillers were of iron) pivoted under the beams of the gun deck




Figure 7.—ORIGINAL LINES OF ROBERT FULTON'S *Steam Battery*, a Danish copy dated September 12, 1817; found in Rigsarkivet, Copenhagen.

close to the ends of the ship. Tiller ropes led from a tackle under the gun deck through trunks to the spar deck, where the wheels were placed. This allowed proper sweep to the tillers and operation of each pair of rudders. The paddle wheel was apparently of iron, with wooden blades, and agrees with Montgéry's description. In the plan for the model it is shown raised 18 inches above the original design position, to agree with trial requirements.

It should be observed that the close C-to-C frame spacing created a hull having frames touching one another, at least to above the turn of the bilge, so the vessel was almost solid timber, before being planked and ceiled, from keel to about the loadline. The sides are not only heavily planked but, after the frames were ceiled with extraordinarily heavy, square timbering, a supplementary solid, vertical framing was introduced inboard and another ceiling added. The sides scale about 5 feet from outside the plank to the inboard face of the inner ceiling at the level of the gunports.

The hulls were tied together athwartship by the deck beams of the gun deck and spar deck, except in the wake of the paddle wheel. Knees were placed along the sides of the race at alternate gun-deck beams. In addition, the 12 1-foot-square timbers, crossing

the race at the rabbets of the hulls, (mentioned by Montgéry) are shown. These must have created extraordinary resistance, even at the low speed of this steamer. The deck details shown are the results of reconstruction of the inboard works.

History of Double-Hull Craft

The use of catamaran hulls, or "double-hulls," has been periodically popular with ship designers since the time of Charles II of England. The earliest of such vessels known in the present day were four sloops or shallops designed 1673-1687 by Sir William Petty, who was an inventor in the field of naval architecture and received some attention from Charles II and from the Royal Society.

The first Petty experiment, the *Simon & Jude*, later called *Invention I*, was launched October 28, 1662. She was designed with two hulls cylindrical in cross section, each 2 feet in diameter, and 20 feet long. A platform connected the hulls, giving the boat a beam of a little over 9 feet. She had a 20-foot mast stepped on one of the crossbeams connecting the hulls, with a single gaff sail. In sailing trials she beat three fast boats: the King's barge, a large pleasure boat, and a man-of-war's boat. This

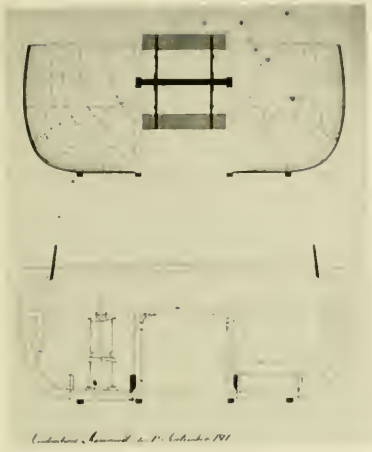


Figure 7.

"double-bottom," also called a "sluiceboat" or "cylinder," was later lengthened at the stern to make her 30 feet overall.

The King did not support Petty, to the latter's great disappointment, and Petty next built a larger double-bottom, *Invention II*. This catamaran was lapstrake construction. Not much is known of this boat except that she beat the regular Irish packet boat, running between Holyhead and Dublin, in a race each way, winning a £20 wager. She was launched in July 1663; what became of her was not recorded.

A third and still larger boat, the *Experiment*, launched December 22, 1664, appears to have been a large sloop. This vessel sailed by way of the Thames in April 1665 and went to Oporto, Portugal. She left Portugal October 20, 1665, for home, but apparently went down with all hands in a severe storm.

For 18 years Petty did no more with the type, but finally, in July 1684, he laid down a still larger sloop




Figure 8.—DANISH COPY OF ORIGINAL SAIL PLAN OF Robert Fulton's *Steam Battery*, dated September 12, 1817, in Rigsarkivet, Copenhagen.




Figure 9.—LINES OF FULTON'S *Steam Battery*, as reconstructed for a model in the Museum of History and Technology.

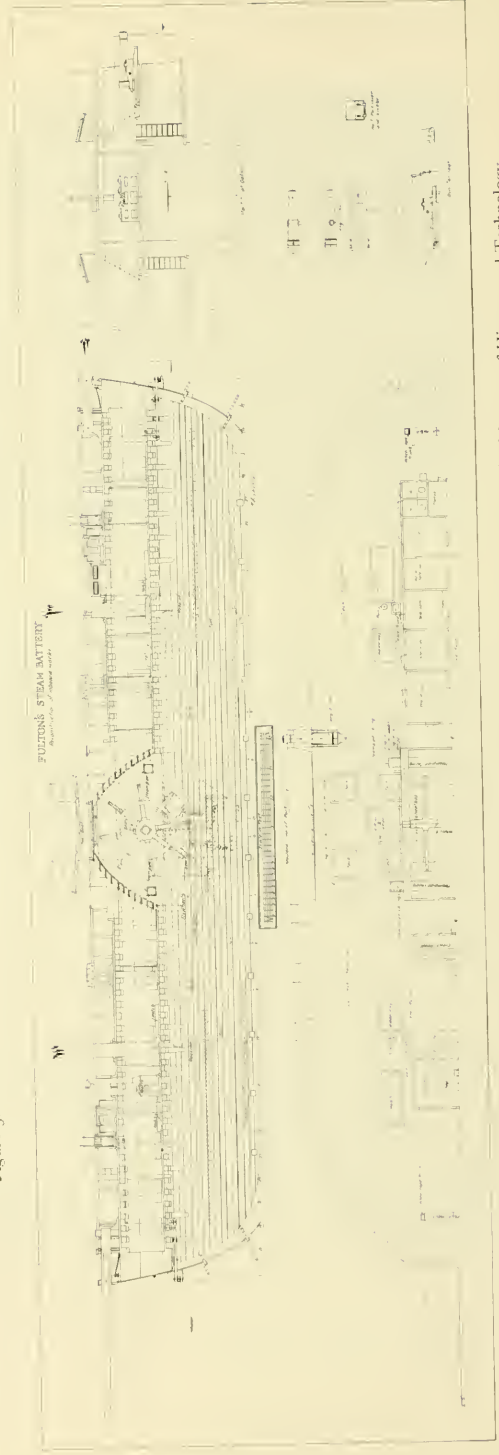


Figure 10.—A RECONSTRUCTION OF INBOARD WORKS OF THE *Steam Battery*, for construction of the model in the Museum of History and Technology.




Figure 11.—MODEL LINES REDRAWN TO OUTSIDE OF PLANK TO SHOW HYDRODYNAMIC FORM OF THE *Steam Battery*.

with two decks and a mast standing 55 feet above her upper deck. She was named *St. Michael the Archangel* and is probably the design in Pepys' *Book of Miscellaneous Illustrations* in Magdalene College, Cambridge, England. This vessel proved unmanageable and was a complete failure.

Though the double canoes of the Pacific Islands were probably known to some in Europe in 1662, there is no evidence that Petty based his designs on such craft. He appears to have produced his designs spontaneously from independent observations and resulting theories. Before Petty concluded his experiments, a number of double-hull craft had been produced by others; however, some "double" craft, such as "double shallots" may have been "double-enders," as shown by a "double-moses boat" of the 18th century and later.¹⁶

The use of two canoes, joined by a platform or by poles was common in colonial times; in Maryland and Virginia, dugouts so joined were used to transport tobacco down the tidal creeks to vessels' loading.

¹⁶ HOWARD I. CHAPPELLE, *American Small Sailing Craft* (New York: W. W. Norton & Co., Inc., 1951), pp. 29, 31.

Such craft were also used as ferries. M. V. Brewington's *Chesapeake Bay Log Canoes*¹⁷ and Paul Wilstack's *Potomac Landings*¹⁸ illustrate canoes used in this manner.

A catamaran galley, two round-bottom hulls, flat on the inboard side (a hull split along the centerline and the inboard faces planked up), 113 feet long and each hull a 7-foot moulded beam, 6-foot 6 inches moulded depth, and placed 13 feet apart, was proposed by Sir Sidney Smith, R.N., in the 1790's, and built by the British Admiralty. Named *Taurus*, she is shown by the Admiralty draught to have been a double-ender, with cabins amidships on the platform, an iron rudder at each end (between the hulls) steered with tillers (to unship), and with a ramp at one end. The plans are undated, signed by Captain Sir Sidney Smith, and a field-carriage gun is shown at the ramp end of the boat. This, and the heavy rocker in the keels, suggests the *Taurus* was intended for a landing boat. No sailing rig is indicated, but tholes for 12 oars or sweeps on each side are shown. The oarsmen apparently sat on deck, or on low seats, with stretchers in hatches

¹⁷ Newport News, Va.: The Mariners' Museum, 1937, p. 23.

¹⁸ Indianapolis, Ind.: Bobbs Merrill, 1932, p. 291.

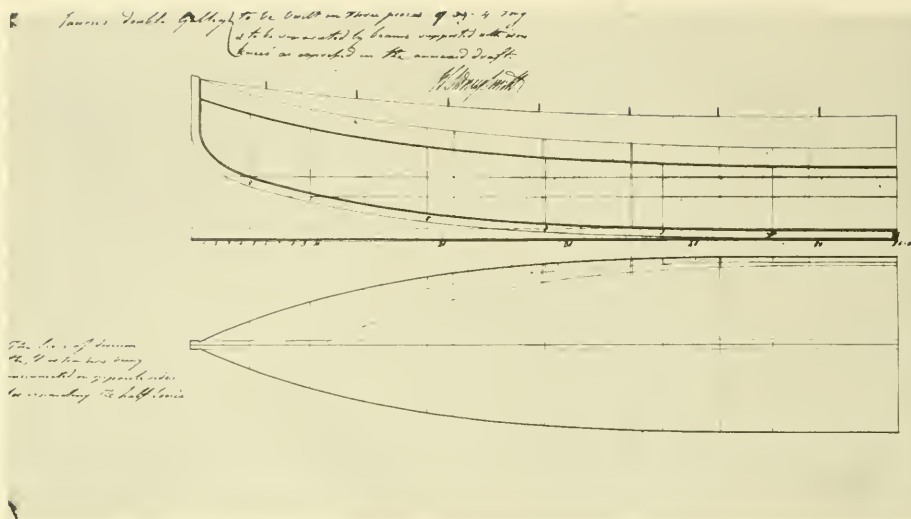


Figure 12.—GENERAL PLAN of the *Taurus*, a catamaran galley gunboat proposed by Sir Sidney Smith, R.N., to the British Admiralty in the early years of the French Revolution. From the Admiralty Collection of Draughts, National Maritime Museum, Greenwich.

between each pair of tholes (Admiralty Collection of Draughts, The National Maritime Museum, Greenwich, England).

Another experimenter with the double-hull type of vessel was a wealthy Scot named Patrick Miller who was particularly interested in manual propulsion of vessels, employing geared capstans to operate paddle wheels. In a letter dated June 9, 1790, Miller offered Gustav III of Sweden a design for a double-hulled 144-gun ship-of-the-line (rating as a 130-gun ship) propelled by manually operated capstans connected to a paddle wheel between the hulls. She was rigged to sail, with five masts and was to be 246 feet long, 63 feet beam, and 17 feet draft; the hulls were 16 feet apart.

This project was submitted by the King to Fredrik Henrik af Chapman, the great Swedish naval architect, who made an adverse report. Chapman pointed out in great detail that the weight of the armament, the necessary hull structure, the stores, crew, ammunition, spars, sails, rigging and gear, would greatly exceed Miller's designed displacement. He also

pointed out the prime fault of catamarans under sail—slow turning in stays. He suggested that the speed under sail would be disappointing. He doubted that a double-hull ship of such size could be built strong enough to stand a heavy sea. He remarked that English records showed that a small vessel of the catamaran type had been built between 1680 and 1700 which had sailed well (this may have been one of Petty's boats), and that "36 years ago" he had seen 8 miles from London, a similar boat that had been newly built by Lord Baltimore and was about 50 feet long; this was a failure and was discarded after one trial. Therefore, said Chapman, the Miller project was not new but rather an old idea. Chapman's final remark is perhaps the best illustration of his opinion of the catamaran, "Despite all this, two-hull vessels are completely sound when the theory can be properly applied; that is in vessels of very light weight, and of small size, with crews of one or two men."

A "model" of such a double-hull ship—the *Experiment*, built at Leith, Scotland, in 1786 by J.

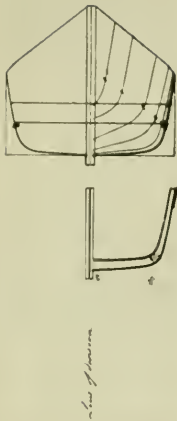


Figure 12.

Laurie—was sent to Sweden by Miller. She was 105 feet long, 31 feet beam, and cost £3000. This vessel arrived in the summer of 1790 and King Gustav in a letter dated July 26 ordered Col. Michael Ancker-svärd to welcome the vessel at Stockholm. The King presented Miller with a gold snuffbox and a painting was made of the vessel. The *Experiment* had five paddle wheels in tandem between her hulls, operated by geared capstans on deck. These gave her a speed of 5 knots but caused the crew to suffer from exhaustion in a short time. The vessel was badly strained in a storm and was finally abandoned at St. Petersburg, Russia.¹⁹

Miller later turned to the idea of employing steam instead of manual power and built a 25-foot double-hulled pleasure boat of iron fitted with a steam engine built by William Symington. Also named *Experiment*, she was an apparent success, so Miller had a 60-foot boat built of the double-hull design and fitted with

¹⁹ HENRY WILLIAM EDWARD, *The Double Bottom or Twin Hulled Ship of Sir William Petty* (Oxford: The Roxburghe Club, 1931).

an engine built by Symington. She reached a speed of 7 mph on the Forth and Clyde Canal. However, Miller lost interest when he found that the Symington engine was unreliable and that Great Britain showed very little public support for such projects.

Fulton was acquainted with Symington's work and probably had heard of Miller's vessels. At any rate, he employed the double-hull principle in his steam ferryboats, the first of which was the *Jersey*, a 188-ton vessel built by Charles Browne, which began service July 2, 1812. The next year he had a sister ship built, the *York*. These vessels were based on his patent drawing of 1809. In 1814 he had another vessel of this type built, the *Nassau*. It was, therefore, logical that he should apply this design to the *Steam Battery*. The double-hull design had worked well in these ferries, and the design would give protection from shot to the paddle wheel. The *Battery* would have the ability to run forward or astern so as not to be exposed to a raking fire from the enemy while maneuvering in action. The application of this "ferryboat" principle to the *Battery* reduced the need for extreme maneuverability, the catamaran's weakest point, even at low speed.

The resistance factors in the design are of relatively small importance, for the speed possible under steam in this period was very low. However, the plans show an apparently efficient hull form for the power available, aside from the drag of the beams across the race in the vicinity of the keel. The displacement was adequate. The height of the gun deck above the water at the race made the *Battery* unsuitable for rough-water operation, but there is no evidence that Fulton or the sponsors of the vessel considered the *Battery* as a coastwise or seagoing steamer. However, the clearance of the gun deck above the water and the dip of the paddle wheel would have made the additional weight of an upper- or spar-deck battery prohibitive even had experience in action proven it desirable.

Sail and Inboard Plans

The sail and rigging plan is likewise a Danish copy and shows the two-masted lateen rig employed. The hull is shown with bulwarks and gunports on the spar deck but no other evidence that the *Battery* was finished in this manner has been found. The rig resembles that of some of Josiah Fox's designs for Jeffersonian gunboats—double-enders designed to sail in either direction but without the jibs. The topmasts

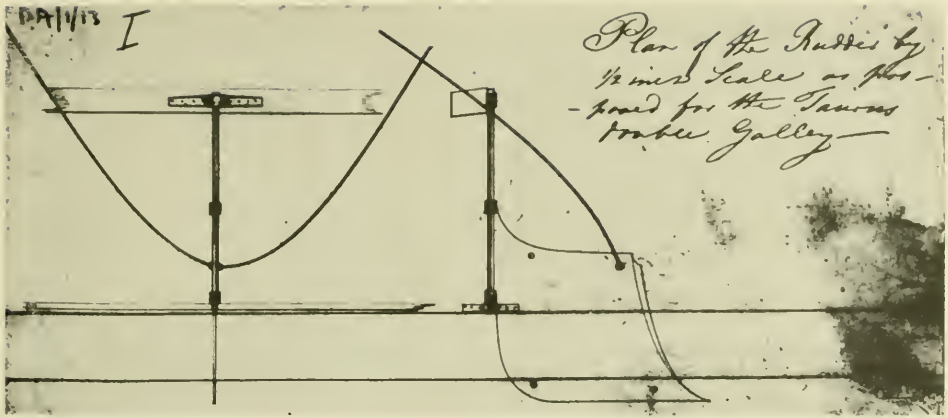


Figure 14.—RUDDER DETAIL of *Taurus*. From the Admiralty Collection of Draughts, National Maritime Museum, Greenwich.

do not appear to be more than signal poles and apparently were not fitted with sails; however, some European lateeners did have triangular topsails over a lateen and it is possible the *Battery* may have carried such sails. Considering the stability and displacement of the *Battery*, the rig is very small and not sufficiently effective. Shrouds were not required; the masts were supported by runners that were shifted when the yards were reversed, and in tacking. Apparently the jibstays also could be slacked off so that the lateen yards would not have to be dipped under them.

The inboard profile is on tracing paper and the notes are in French. This drawing is of a simplified hull form having flat-bottom hulls with chines. It is possible that this is a tracing of a preliminary drawing obtained by Marestier or Montg ery, but no documentation can be found. Its importance is that it shows in some detail the engine and boilers, as well as the wheelbox, and another drawing of the paddle wheel, more or less duplicating the wheel shown in the Danish plan. No details of the deck arrangements are shown in any of the plans, except for the dome skylight over the fireroom in the boiler hull.

Both the lines plan and the inboard drawing show construction midsections and hull connections. These plans show that the engine was not inclined, but rather was vertical, contrary to Fulton's patent drawing. The piston rod and the crosshead obviously passed

through its gun deck in a large hatch. Also it is plain that there must have been large hatches afore and abaft the wheelbox to make the stepped wheelbox construction desirable. There also must have been a hatch in the gun deck under the domed skylight. It is improbable that the engine and skylight hatches were used for ladderways, passing scuttles, or companionways.

The boilers are shown in the inboard profile about as described and drawn by Marestier but with two stacks on each boiler, one to each flue; Marestier's sketch in his report on American steamships shows the flues of each boiler trunked into a single stack. The *battery* had two boilers and the stacks are at the boilers' fire-door end. The steam lines came off the crown of the boilers and probably passed through the ends of the wheelbox to the engine; a trunk for the steam lines would undoubtedly have been necessary.

The engine is shown to have had counterbalanced side levers, one on each side, and a single flywheel on the outboard side. The cylinder is over the condenser or "cistern," connected by the steam line and valve box on the side. The cylinder crosshead is shown in the inboard profile to have reached the underside of the beams of the upper deck. The crosshead was connected by two connecting rods to the side levers. These levers operated the paddle wheel by connecting rods to cranks on the paddle-wheel shaft. There is

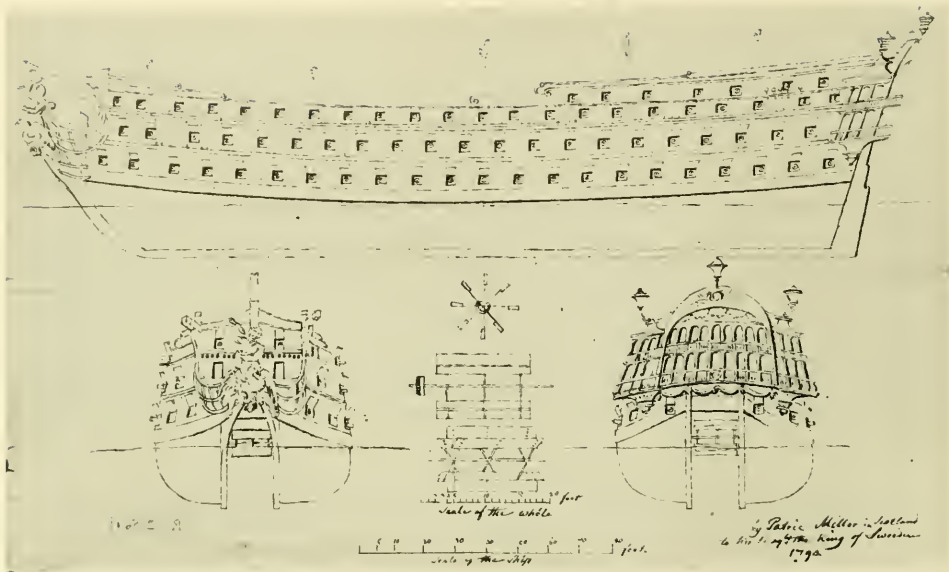


Figure 15.—SKETCH OF 130-GUN SHIP proposed by Patrick Miller to King Gustav III of Sweden in 1790. In Statens Sjöhistoriska Museum, Stockholm.




Figure 16.—PATRICK MILLER'S manually propelled (paddle-wheel) catamaran ship *Experiment*, built at Leith, Scotland, 1786. Scale drawing in Statens Sjöhistoriska Museum, Stockholm.



Figure 17.—PAINTING OF THE *Experiment* in the Statens Sjöhistoriska Museum, Stockholm.

another pair of connecting rods from the side levers to the crosshead of the air pump. All connecting rods are on one arm of the side levers, the other end having only a counterbalance weight beyond the fulcrum bearing. The flywheel has a shaft fitted with two gears, and is driven through idler gears from gears on the paddle-wheel shaft; it turns at about twice the speed of the paddle wheel. No other pumps or fittings are shown in the engine hull, although manual pumps were probably fitted to fill and empty the boilers. Piping is not shown.

The four rudders, toggled in pairs, are shown in both the lines and inboard drawings, but the shape is different in the two plans. Operation must have been by a tiller under the gun-deck beams. The outer end of the tiller may have been pivoted on the toggle bar and the inboard end fitted, as previously described, with steering cable or chain tackles. This seems to be the only practical interpretation of the evidence.

Reconstructing the Plans

In the model it was necessary to reconstruct the deck arrangements without enough contemporary description. The outboard appearance and hull form, rig, and arrangement of armament require no reconstruction, for all that is of importance is shown in the lines and rig drawings, or in the inboard profile. The masts are shown to have been stepped over the race on the gun deck. The iron stanchions are shown in the lines drawing and in the construction section. However, their position at the ends of the *Battery* are apparently incorrectly shown in the original lines plan. The construction section shows these stanchions to have been stepped on the inside face of the inner ceiling and, as the ceiling structure was carried completely around the ship, the stanchions in the ends must have been placed inboard, as along the sides. The bowsprit was above deck and would probably be secured in the knighthead timbers at



Figure 18.—SAIL PLAN OF FULTON'S *Steam Battery* as reconstructed for model in the Museum of History and Technology.

the ends of the hull, as well as by the heel bits shown in the Danish lines drawing. With the riding bits shown inboard of the heel bits at each end of the vessel, it is obvious that she would work her ground tackle at both ends and would therefore require two capstans; the wheelbox would prevent effective use of a single one. The capstans might be doubleheaded, as in some large frigates and ships-of-the-line.

As to the remaining deck fixtures, hatches and fittings, these must be entirely a matter of speculation. Ladderways, passing scuttles, hatches, trunks, galley, heads and cabins were obviously required in a fighting ship and can only be located on the theory that, when completed, the *Battery* was a practical vessel.

It has been stated that the officers' cabins were over the race; the logical place for the heads, galley, wardroom and mess also would be over the race, giving the remaining part of the gun deck for the necessary hatches, ladderways, trunks, etc., in the two hulls, space required for armament, and to sling the hammocks of a watch below. As the vessel

was never fully manned, apparently, the space for hammocks is not a serious problem in a reconstruction. If the vessel had been manned as proposed by 500 men, hammocks for over 200 would have been required, which would give very crowded quarters in view of the limited space available.

Though no specific requirements were stated in the reports of the trials, it seems reasonable to suppose that additional hatches were cut in the decks to improve the fireroom ventilation. In the reconstruction drawings, these hatchways as well as the other deck openings and deck fittings—such as bilge pumps, companionways, skylights, binnacles, wheels and wheel-rope trunks, cable trunks, steam-pipe casings, and stack fiddleys—have been located in an effort to meet the imagined requirements of the working of a ship of this unusual form.

There are some unanswered questions that arose in the preparation of the reconstruction drawings. As has been shown, the original inboard arrangement plan found in Copenhagen shows four smokestacks, while Marestier's sketch of the vessel's boilers shows



Figure 19.—MODEL OF *Steam Battery* in the Museum of History and Technology.
(Smithsonian photo 63990-E.)

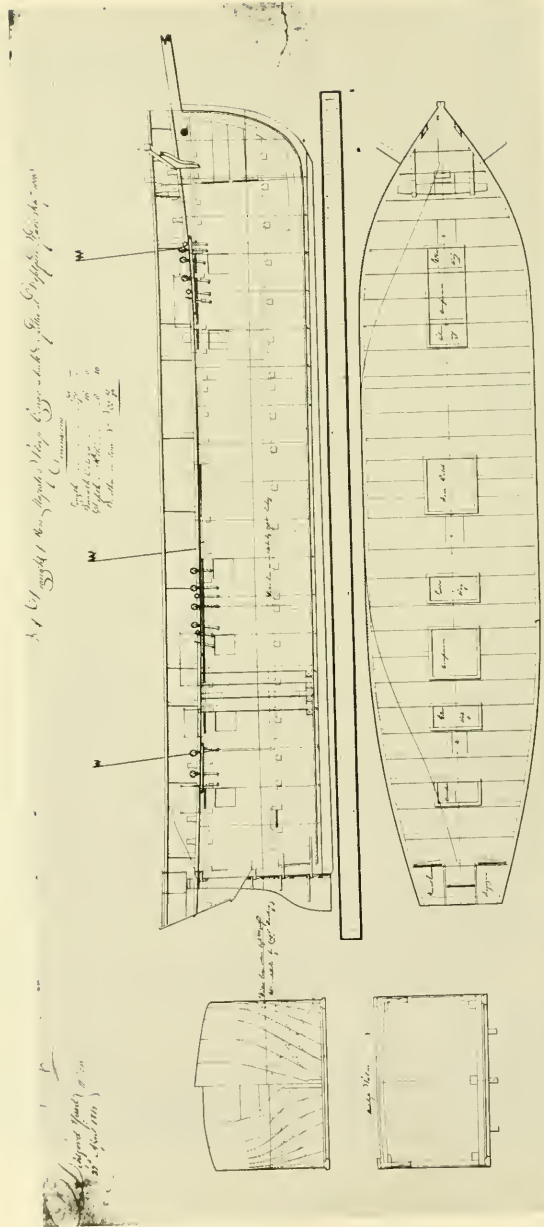


Figure 20.—LINES OF STEAMER Congo, built in 1815-1816 for the British Admiralty and converted to a sailing survey vessel. From Admiralty Collection of Draughts, National Maritime Museum, Greenwich.

trunked flues indicating that two stacks were used. It is possible that the boilers were first fitted so that four stacks were required; alterations made as a result of steaming trials may well have included the introduction of trunked flues and the final use of two stacks in line fore-and-aft. This would have required a rearrangement of the fiddley hatches amidships.

Another troublesome question was the doubtful arrangement of the four companionways on the spar deck. Perhaps only two were fitted, one on each side of the officers' staterooms while the ladderways at the crew's end of the ship were simple ladder hatches.

The decision to use four bilge pumps is based upon the lack of drag in the keel of the hulls, which would prevent accumulation of bilge water at one end of the hull. The use of four single-barrel pumps instead of four double-barrel pumps may be questioned, for chain pumps requiring two barrels would have been practical.

Allowance for stores was made by use of platforms in the hold. It is known from statements made to the Court of Inquiry, that the magazines were amidships and that a part of these was close to the boilers. Fuel and water would be in the lower hold under the platforms; hatches and ladderways are arranged to permit fueling the ship.

A few prints or drawings of the ship, aside from the patent drawing, have been found. There are two prints that show the launch of the vessel. One, a print of 1815, is in possession of the Mariners' Museum, Newport News, Va., and is reproduced in Alexander Crosby Brown's *Twin Ships, Notes on the Chronological History of the Use of Multiple Hulled Vessels*.²⁰ A poor copy of this print appears on page 13 of Bennett's *Steam Navy of the United States*, and another and inaccurate sketch is shown on page 8. These pictures were of no use in the reconstruction as they show no details that are not in the Copenhagen plans. The patent drawing does not show deck details and in fact does not represent the vessel as built in any respect other than in being a catamaran with paddle wheel amidships between the hulls.

The *Steam Battery* did not have any particular influence on the design of men-of-war that followed her. In the first place, steampower was not viewed with favor by naval officers generally. This was without doubt due to prejudice, but engines in 1820-

30 were still unreliable when required to run for long periods, as experienced by the early ocean-going steamers. The great weight of the early steam engines and their size in relation to power were important, and also important were practical objections that prevented the design of efficient naval ocean steamers until about 1840; even then, the paddle wheels made them very vulnerable in action. Until the introduction of the screw propeller it was not possible to design a really effective ocean-going naval steamer; hence until about 1840-45, sail remained predominant in naval vessels for ocean service, and steamers were accepted only in coast defense and towing services, or as dispatch vessels.

No immediate use of the double hull in naval vessels of the maritime powers resulted from the construction of the *Steam Battery*. The flat-bottom chine-built design employed by Fulton in *North River, Raritan*, and other early steamboats was utilized in the design for a projected steamer by the British Admiralty in 1815-16. This vessel was about 76 feet overall, 16-foot beam, and 8-foot 10 inches depth in hold. Her design was for a flat-bottom, chine-built hull with no fore-and-aft camber in the bottom, a sharp entrance, and a square-tuck stern with slight overhang above the cross-seam. Her side frames were straight and vertical amidships, but curved as the bow and stern were approached. She was to be a side-paddle-wheel steamer, and her hull was diagonally braced; the wheel and engine were to be about amidships where she was dead flat for about 14 feet. However, the engine and boilers were not installed; the engine was utilized ashore for pumping, and the vessel was completed in the Deptford Yard as a sailing ship. Under the name *Congo* she was employed in the African coast survey. Her plan is in the Admiralty Collection of Draughts, at the National Maritime Museum, Greenwich, England.

The double hull continued to be employed in both steam and team ferryboats in the United States and in England and France. A few river and lake steamers were also built with this design of hull. Continued efforts to obtain fast sailing by use of the double hull produced a number of sailing catamarans; of these the Herreshoff catamarans of the 1870's showed high speed when reaching in a fresh breeze.

Designs for double-hulled steamers appeared during the last half of the 19th century; in 1874 the *Castalia*, a large, double-hull, iron, cross-channel steamer, was built by the Thames Iron-works Company at

²⁰ Publication No. 5 (Newport News: The Mariners' Museum, 1939), p. 22.

Blackwall, England. She was 290 feet long, and each hull had a beam of 17 feet. The paddle wheel was placed between the hulls and, ready for sea, she drew $6\frac{1}{2}$ feet. She ran the 22 miles between Dover and Calais in 1 hour and 50 minutes, a speed much slower than that of the paddle-wheel, cross-channel steamers having one hull. Another double-hull steamer was built for this service by Hawthorn, Leslie and Company, Newcastle-on-Tyne, Scotland, in 1877. First named *Express*, she was renamed *Calais-Doures* when she went into service in May 1878. Her length was 302 feet, her extreme beam 62 feet, and each hull had a beam of 18 feet, 3 inches. She drew 6-foot $7\frac{1}{2}$ inches ready for sea and the paddle wheel was between the hulls. On her trials she made 14 knots and burned coal excessively. Sold to France in 1880, she was taken out of service in 1889. Though popular, she was not faster than the single-hull steamers in this service and had been a comparatively expensive vessel to build and operate.

The many attempts to produce a very fast double-hull steamer and large sailing vessels have led to

disappointment for their designers and sponsors. In the history of naval architecture, since Petty's time, there have been a number of periods when the new-old idea of the double hull has become popular. Craft of this type have been commonly well publicized but, on the whole, their basic designs have followed the same principles over and over again and have not produced the sought-for increase in speed and handiness.

In very recent years there has been a revival in interest in sailing double-hull boats that is enthusiastic as to very small craft and somewhat restrained as to large boats. A few projects are under development for double-hull craft, power and sail, of over 90-foot length, including an oceanographic research vessel. In general, however, the performance of double-hull boats has shown that Chapman's estimate of the type was reasonably correct and that there are limitations, particularly in maneuverability in the double-hull craft that could have been found by reference to the history of past experiments with the type.

NAVAL STEAMERS.

THE DEMOLOGOS; OR, FULTON THE FIRST.

At the close of the year eighteen hundred and thirteen, Robert Fulton exhibited to the President of the United States, the original drawing from which the engraving on Plate One is sketched, being a representation of the proposed war-steamer or floating-battery, named by him, the DEMOLOGOS. This sketch possesses more than ordinary interest, from the circumstance that it is, doubtless, the only record of the *first war-steamer in the world*, designed and drawn by the immortal Fulton, and represented by him to the Executive, as capable of carrying a strong battery, with furnaces for red hot shot, and being propelled by the power of steam, at the rate of *four* miles an hour.

It was contemplated that this vessel, besides carrying her proposed armament on deck, should also be furnished with submarine guns, two suspended from each bow, so as to discharge a hundred pound ball into an enemy's ship at ten or twelve feet below her water-line. In addition to this, her machinery was calculated for the addition of an engine which would discharge an immense column of water upon the decks, and through the port-holes of an enemy, making her the most formidable engine for warfare that human ingenuity has contrived.

The estimated cost of the vessel was three hundred and twenty thousand dollars, nearly the sum requisite for a frigate of the first class.

The project was zealously embraced by the Executive, and the national legislature in March, eighteen hundred and fourteen, passed a law, authorizing the President of the United

NAVAL STEAMERS.

States to cause to be built, equipped, and employed, one or more floating batteries, for the defense of the waters of the United States.

The building of the vessel was committed by the Coast and Harbor Defense Association, to a sub-committee of five gentlemen, who were recognized by the Government as their agents for that purpose, and whose interesting history of the Steam Frigate is copied in Note A, of the Appendix to this volume.

Robert Fulton, whose soul animated the enterprise, was appointed the engineer; and on the twentieth day of June, eighteen hundred and fourteen, the keel of this novel steamer was laid at the ship-yard of Adam and Noah Brown, her able and active constructors, in the city of New York, and on the twenty-ninth of the following October, or in little more than four months, she was safely launched, in the presence of multitudes of spectators who thronged the surrounding shores, and were seen upon the hills which limited the beautiful prospect around the bay of New York.

The river and bay were filled with steamers and vessels of war, in compliment to the occasion. In the midst of these was the enormous floating mass, whose bulk and unwieldy form seemed to render her as unfit for motion, as the land batteries which were saluting her.

In a communication from Captain David Porter, U. S. Navy, to the Hon. Secretary of the Navy, dated New York, October 29, 1814, he states,—“I have the pleasure to inform you that the “FULTON THE FIRST,” was this morning safely launched. No one has yet ventured to suggest any improvement that could be made in the vessel, and to use the words of the projector, ‘*I would not alter her if it were in my power to do so.*’

“She promises fair to meet our most sanguine expectations, and I do not despair in being able to navigate in her from one extreme of our coast to the other. Her buoyancy astonishes every one, she now draws *only eight feet three inches* water, and her draft will only be *ten feet* with all her guns, machinery, stores, and crew, on board. The ease with which she can now be towed with a single steamboat, renders it certain that her velocity will be sufficiently great to answer every purpose, and the manner it is intended to secure her machinery from the gunner's shot, leaves no apprehension for its safety. I shall use every exertion to prepare her for immediate service; her guns will soon be mounted, and I am assured by Mr. Fulton, that her machinery will be in operation in about six weeks.”

On the twenty-first of November, the Steam Frigate was moved from the wharf of Messrs. Browns, in the East River, to the works of Robert Fulton, on the North River, to receive her machinery, which operation was performed by fastening the steamboat “Car of Neptune,” to her larboard, and the steamboat “Fulton,” to her starboard side; they towed her through the water from three and a-half to four miles per hour.

THE DEMOLOGOS; OR, FULTON THE FIRST.

The dimensions of the "Fulton the First" were:—

Length, one hundred and fifty-six feet.

Breadth, fifty-six feet.

Depth, twenty feet.

Water-wheel, sixteen feet diameter.

Length of bucket, fourteen feet.

Dip, four feet.

Engine, forty-eight inch cylinder, and five feet stroke.

Boiler, length, twenty-two feet; breadth, twelve feet; and depth, eight feet.

Tonnage, two thousand four hundred and seventy-five.

By June, eighteen hundred and fifteen, her engine was put on board, and she was so far completed as to afford an opportunity of trying her machinery. On the first of June, at ten o'clock in the morning, the "Fulton the First," propelled by her own steam and machinery, left the wharf near the Brooklyn ferry, and proceeded majestically into the river; though a still breeze from the south blew directly ahead, she stemmed the current with perfect ease, as the tide was a strong ebb. She sailed by the forts and saluted them with her thirty-two pound guns. Her speed was equal to the most sanguine expectations; she exhibited a novel and sublime spectacle to an admiring people. The intention of the Commissioners being solely to try her engine, no use was made of her sails. After navigating the bay, and receiving a visit from the officers of the French ship of war lying at her anchors, the Steam Frigate came to at Powles' Hook ferry, about two o'clock in the afternoon, without having experienced a single unpleasant occurrence.

On the fourth of July, of the same year, she made a passage to the ocean and back, and went the distance, which, in going and returning, is fifty-three miles, in eight hours and twenty minutes, without the aid of sails; the wind and tide were partly in her favor and partly against her, the balance rather in her favor.

In September, she made another trial trip to the ocean, and having at this time the weight of her whole armament on board, she went at an average of five and a half miles an hour, with and against the tide. When stemming the tide, which ran at the rate of three miles an hour, she advanced at the rate of two and a-half miles an hour. This performance was not more than equal to Robert Fulton's expectations, but it exceeded what he had promised to the Government, which was that she should be propelled by steam at the rate of from three to four miles an hour.

The English were not uninformed as to the preparations which were making for them, nor

NAVAL STEAMERS.

inattentive to their progress. It is certain that the Steam Frigate lost none of her terrors in the reports or imaginations of the enemy. In a treatise on steam vessels, published in Scotland at that time, the author states that he has taken great care to procure *full* and *accurate* information of the Steam Frigate launched in New York, and which he describes in the following words:—

“Length on deck, *three hundred feet*; breadth, *two hundred feet*; thickness of her sides, *thirteen feet* of alternate oak plank and cork wood—carries forty-four guns, four of which are *hundred pounders*; quarter-deck and fore-castle guns, forty-four pounders; and further to annoy an enemy attempting to board, can discharge *one hundred gallons of boiling water in a minute*, and by mechanism, brandishes *three hundred cutlasses* with the utmost regularity over her gun-wales; works also an equal number of heavy iron pikes of great length, darting them from her sides with prodigious force, and withdrawing them every quarter of a minute”!!

The war having terminated before the “*Fulton the First*” was entirely completed, she was taken to the Navy Yard, Brooklyn, and moored on the flats abreast of that station, where she remained, and was used as a receiving-ship until the fourth of June, eighteen hundred and twenty-nine, when she was blown up. The following letters from Commodore Isaac Chauncey (then Commandant of the New York Navy Yard) to the Honorable Secretary of the Navy, informing him of the distressing event, concludes this brief history of the *first steam vessel of war ever built*.

U. S. NAVY YARD, NEW YORK, }
June 6th, 1829. }

SIR:

It becomes my painful duty to report to you a most unfortunate occurrence which took place yesterday, at about half past two o'clock, P. M., in the accidental blowing up of the Receiving Ship *Fulton*, which killed twenty-four men and a woman, and wounded nineteen; there are also five missing. Amongst the killed I am sorry to number Lieutenant S. M. Brackenridge, a very fine, promising officer, and amongst the wounded are, Lieutenants Charles F. Platt, and A. M. Mull, and Sailing-Master Clough, the former dangerously, and the two last severely; there are also four Midshipmen severely wounded. How this unfortunate accident occurred I am not yet able to inform you, nor have I time to state more particularly; I will, as soon as possible, give a detailed account of the affair.

I have the honor to be, Sir,

Very respectfully,

J. CHAUNCEY.

HON. JOHN BRANCH,
Secretary of the Navy, Washington.

THE DEMOLOGOS; OR, FULTON THE FIRST.

U. S. NAVY YARD, NEW YORK, }
June 6th, 1829.

Sir:

I had been on board the "Fulton" all the morning, inspecting the ship and men, particularly the sick and invalids, which had increased considerably from other ships, and whom I had intended to ask the Department permission to discharge, as being of little use to the service. I had left the ship but a few moments before the explosion took place, and was in my office at the time. The report did not appear to me louder than a thirty-two pounder, although the destruction of the ship was complete and entire, owing to her very decayed state, for there was not on board, at the time, more than two and a-half barrels of damaged powder, which was kept in the magazine for the purpose of firing the morning and evening gun. It appears to me that the explosion could not have taken place from accident, as the magazine was as well, or better secured, than the magazines of most of our ships, yet it would be difficult to assign a motive to those in the magazine for so horrible an act, as voluntarily to destroy themselves and those on board. If the explosion was not the effect of design, I am at a loss to account for the catastrophe.

I have the honor to be, Sir,

Very respectfully,

J. CHAUNCEY.

HON. JOHN BRANCH,
Secretary of the Navy, Washington.

APPENDIX.

NOTE A.

STEAM FRIGATE.

Report of HENRY RUTGERS, SAMUEL L. MITCHEL, and THOMAS MORRIS, the Commissioners superintending the construction of a steam vessel of war, to the Secretary of the Navy.

NEW YORK, December 28th, 1815.

SIR:

The war which was terminated by the treaty of Ghent, afforded, during its short continuance, a glorious display of the valor of the United States by land and by sea—it made them much better known to foreign nations, and, what is of much greater importance, it contributed to make them better acquainted with themselves—it excited new enterprises—it educed latent talents—it stimulated to exertions unknown to our people before.

A long extent of coast was exposed to an enemy, powerful above every other on the ocean. His commanders threatened to lay waste our country with fire and sword, and, actually, in various instances, carried their menaces into execution. It became necessary, for our defense, to resist, by every practicable method, such a formidable foe.

It was conceived, by a most ingenious and enterprising citizen, that the power of Steam could be employed to propel a floating battery, carrying heavy guns, to the destruction of any hostile force that should hover on the shores, or enter the ports of our Atlantic frontier. The perfect and admirable success of his project for moving boats containing travelers and baggage by the same elastic agent, opened the way to its employment for carrying warriors and the apparatus for fighting.

APPENDIX.

The plan was submitted to the consideration of the executive of an enlightened government. Congress, influenced by the most liberal and patriotic spirit, appropriated money for the experiment, and the Navy Department, then conducted by the honorable William Jones, appointed commissioners to superintend the construction of a convenient vessel under the direction of ROBERT FULTON, the inventor, as engineer, and Messrs. Adam and Noah Brown, as naval constructors. The enterprise, from its commencement, and during a considerable part of its preparatory operations, was aided by the zealous co-operation of Major General Dearborn, then holding his head-quarters at the city of New York, as the officer commanding the third military district. The loss of his valuable counsel in conducting a work which he had maturely considered, and which he strongly recommended, was the consequence of his removal to another section of the Union, where his professional talents were specially required.

The keels of this steam-frigate were laid on the twentieth day of June, eighteen hundred and fourteen. The strictest blockade the enemy could enforce interrupted the coasting trade, and greatly enhanced the price of timber. The vigilance with which he guarded our coast against intercourse with foreign nations, rendered difficult the importation of copper and iron. The same impediment attended the supplies of coal heretofore brought to New York from Richmond and Liverpool. Lead, in like manner, was procured under additional disadvantages. These attempts of the enemy to frustrate the design, were vain and impotent. All the obstacles were surmounted. Scarcity of the necessary woods and metals were overcome by strenuous exertions; and all the blockading squadron could achieve, was not a disappointment in the undertaking, but merely an increase of the expense.

So, in respect to tradesmen and laborers, there was an extraordinary difficulty. Shipwrights had repaired to the lakes, for repelling the enemy, in such numbers, that, comparatively speaking, few were left on the seaboard. A large portion of the men who had been engaged in daily work, had enlisted as soldiers, and had marched under the banners of the nation to the defense of its rights—yet amidst the scarcity of hands, a sufficient number were procured for the purpose which the Commissioners had in charge. An increase of wages was the chief impediment, and this they were enabled practically to overcome.

By the exemplary combination of diligence and skill, on the part of the Engineer and Constructors, the business was so accelerated, that the vessel was launched on the twenty-ninth day of October, amidst the plaudits of an unusual number of citizens.

Measures were immediately taken to complete her equipment; the boiler, the engine, and the machinery were put on board with all possible expedition. Their weight and size far surpassed any thing that had been witnessed before among us.

The stores of artillery in New York not furnishing the number and kind of cannon which she was destined to carry, it became necessary to transport guns from Philadelphia. A prize, taken from the enemy, put some fit and excellent pieces at the disposal of the Navy Department. To avoid the danger of capture by the enemy's cruisers, these were carted over the miry roads of New Jersey. Twenty heavy cannon were thus conveyed by the strength of horses. Carriages of the most approved model were constructed, and every thing done to bring her into prompt action, as an efficient instrument of war.

About this time, an officer, pre-eminent for bravery and discipline, was commissioned by the government

APPENDIX.

to her command. Prior to this event, it had been intended by the Commissioners to finish her conformably to the plan originally submitted to the Executive. She is a structure resting upon two boats and keels, separated from end to end by a canal fifteen feet wide, and sixty-six long. One boat contained the caldrons of copper to prepare her steam. The vast cylinder of iron, with its piston, levers, and wheels, occupied a part of its fellow; the great water-wheel revolved in the space between them; the main or gun-deck supported her armament, and was protected by a bulwark four feet ten inches thick, of solid timber. This was pierced by thirty port-holes, to enable as many thirty-two pounders to fire red hot balls; her upper or spar deck was plain, and she was to be propelled by her enginery alone.

It was the opinion of Captain Porter and Mr. Fulton, that the upper deck ought to be surrounded with a bulwark and stanchions—that two stout masts should be erected to support latten sails—that there should be bowsprits for jibs, and that she should be rigged in a corresponding style. Under authorities so great, and with the expectation of being able to raise the blockade of New London, by destroying, taking, or routing the enemy's ships, all these additions were adopted and incorporated with the vessel.

It must here be observed, that during the exhaustion of the treasury, and the temporary depression of public credit, the Commissioners were exceedingly embarrassed—their payments were made in treasury notes, which they were positively instructed to negotiate at par. On several occasions even these were so long withheld, that the persons who had advanced materials and labor were importunate for payment, and silently discontinued. To a certain extent, the Commissioners pledged their private credit. Notwithstanding all this, the men, at one time, actually broke off. The work was retarded, and her completion unavoidably deferred, to the great disappointment of the Commissioners, until winter rendered it impossible for her to act.

Under all this pressure, they, nevertheless, persevered in the important object confided to them. But their exertions were further retarded by the premature and unexpected death of the Engineer. The world was deprived of his invaluable labors before he had completed this favorite undertaking. They will not inquire, wherefore, in the dispensations of Divine Providence, he was not permitted to realize his grand conception. *His discoveries, however, survive for the benefit of mankind*, and will extend to unborn generations.

At length all matters were ready for a trial of the machinery to urge such a bulky vessel through the water. This essay was made on the first day of June, eighteen hundred and fifteen. She proved herself capable of opposing the wind, and of stemming the tide, of crossing currents, and of being steered among vessels riding at anchor, though the weather was boisterous and the water rough. Her performance demonstrated that the project was successful—no doubt remained that a floating battery, composed of heavy artillery, could be moved by steam. The Commissioners returned from the exercise of the day, satisfied that the vessel would answer the intended purpose, and consoled themselves that their care had been bestowed upon a worthy object.

But it was discovered, that various alterations were necessary. Guided by the light of experience, they caused some errors to be corrected, and some defects to be supplied. She was prepared for a second voyage with all practicable speed.

On the fourth of July she was again put in action. She performed a trip to the ocean, eastward of Sandy Hook, and back again, a distance of fifty-three miles, in eight hours and twenty minutes. A part of

APPENDIX.

this time she had the tide against her, and had no assistance whatever from sails. Of the gentlemen who formed the company invited to witness the experiment, not one entertained a doubt of her fitness for the intended purpose.

Additional expedients were, notwithstanding, necessary to be sought for quickening and directing her motion. These were devised and executed with all possible care.

Suitable arrangements having been made, a third trial of her powers was attempted on the eleventh day of September, with the weight of twenty-six of her long and ponderous guns, and a considerable quantity of ammunition and stores on board; her draft of water was short of eleven feet. She changed her course by inverting the motion of the wheel, without the necessity of putting about. She fired salutes as she passed the forts, and she overcame the resistance of the wind and tide in her progress down the bay. She performed beautiful manœuvres around the United States' Frigate *JAVA*, then at anchor near the light-house. She moved with remarkable celerity, and she was perfectly obedient to her double helm. It was observed that the explosion of powder produced very little concussion. The machinery was not affected by it in the smallest degree. Her progress, during the firing, was steady and uninterrupted. On the most accurate calculations, derived from heaving the log, her average velocity was five and a-half miles per hour. Notwithstanding the resistance of currents, she was found to make headway at the rate of two miles an hour against the ebb of the East River, running three and a-half knots. The day's exercise was satisfactory to the respectable company who attended, beyond their utmost expectations. It was universally agreed that we now possessed a new auxiliary against every maritime invader. The City of New York, exposed as it is, was considered as having the means of rendering itself invulnerable. The Delaware, Chesapeake, Long Island Sound, and every other bay and harbor in the nation, may be protected by the same tremendous power.

Among the inconveniences observable during the experiment, was the heat endured by the men who attended the fires. To enable a correct judgment to be formed on this point, one of the Commissioners (Dr. Mitchel) descended and examined, by a thermometer, the temperature of the hold, between the two boilers. The quicksilver, exposed to the radiant heat of the burning fuel, rose to one hundred and sixteen degrees of Fahrenheit's scale. Though exposed thus to its intensity, he experienced no indisposition afterwards. The analogy of potteries, forges, glass-houses, kitchens, and other places, where laborers are habitually exposed to high heats, is familiar to persons of business and of reflection. In all such occupations, the men, by proper relays, perform their services perfectly well.

The Government, however, will understand that the hold of the present vessel could be rendered cooler by other apertures for the admission of air, and that on building another steam frigate, the comfort of the firemen might be provided for, as in the ordinary steamboats.

The Commissioners congratulate the Government and the nation on the event of this noble project. Honorable alike to its author and its patrons, it constitutes an era in warfare and the arts. The arrival of peace, indeed, has disappointed the expectations of conducting her to battle. That last and conclusive act of showing her superiority in combat, has not been in the power of the Commissioners to make.

If a continuance of tranquility should be our lot, and this steam vessel of war be not required for the

APPENDIX.

public defense, the nation may rejoice that the fact we have ascertained is of incalculably greater value than the expenditure—and that if the present structure should perish, we have the information never to perish, how, on a future emergency, others may be built. The requisite variations will be dictated by circumstances.

Owing to the cessation of hostilities, it has been deemed inexpedient to finish and equip her as for immediate and active employ. In a few weeks every thing that is incomplete could receive the proper adjustment.

After so much has been done, and with such encouraging results, it becomes the Commissioners to recommend that the steam frigate be officered and manned for discipline and practice. A discreet commander, with a selected crew, could acquire experience in the mode of navigating this peculiar vessel. The supplies of fuel, the tending of the fire, the replenishing of the expended water, the management of the mechanism, the beating of shot, the exercise of the guns, and various matters, can only become familiar by use. It is highly important that a portion of seamen and marines should be versed in the order and economy of the steam frigate. They will augment, diffuse, and perpetuate knowledge. When, in process of time, another war shall call for more structures of this kind, men, regularly trained to her tactics, may be dispatched to the several stations where they may be wanted. If, on any such disposition, the Government should desire a good and faithful agent, the Commissioners recommend Captain Obed Smith to notice, as a person who has ably performed the duties of inspector from the beginning to the end of the concern.

Annexed to the report, you will find, Sir, several statements explanatory of the subject. A separate report of our colleague, the honorable Oliver Wolcott, whose removal from New York precluded him from attending to the latter part of the business, with his accustomed zeal and fidelity, is herewith presented. A drawing of her form and appearance, by Mr. Morgan, as being like to give satisfaction to the department, is also subjoined, as are likewise an inventory of her furniture and effects, and an account of the timber and metals consolidated in her fabric.

It is hoped these communications will evince the pains taken by the Commissioners, to execute the honorable and responsible trust reposed in them by the Government.

SAMUEL L. MITCHEL.
THOMAS MORRIS.
HENRY RUTGERS.