

REVIEW ARTICLE

# Altered dynamics of forest recovery under a changing climate

KRISTINA J. ANDERSON-TEIXEIRA\*†, ADAM D. MILLER‡, JACQUELINE E. MOHAN§, TARA W. HUDIBURG¶\*\*, BENJAMIN D. DUVAL†† and EVAN H. DELUCIA‡¶\*\*

\*Conservation Ecology Center, Smithsonian Conservation Biology Institute, National Zoological Park, Front Royal, VA, USA

†Smithsonian Institution Global Earth Observatory-Center for Tropical Forest Science, Smithsonian Tropical Research Institute, Panama, República de Panamá

‡Institute for Genomic Biology, University of Illinois, §Odum School of Ecology, University of Georgia, Athens, GA, USA

¶Energy Biosciences Institute, University of Illinois, at Urbana-Champaign, Urbana, IL, USA \*\*Plant Biology, University of Illinois, at Urbana-Champaign, Urbana, IL, USA

††US Dairy Forage Research Center, USDA-ARS, Madison, WI 53706, USA

## Abstract

Forest regeneration following disturbance is a key ecological process, influencing forest structure and function, species assemblages, and ecosystem–climate interactions. Climate change may alter forest recovery dynamics or even prevent recovery, triggering feedbacks to the climate system, altering regional biodiversity, and affecting the ecosystem services provided by forests. Multiple lines of evidence – including global-scale patterns in forest recovery dynamics; forest responses to experimental manipulation of CO<sub>2</sub>, temperature, and precipitation; forest responses to the climate change that has already occurred; ecological theory; and ecosystem and earth system models – all indicate that the dynamics of forest recovery are sensitive to climate. However, synthetic understanding of how atmospheric CO<sub>2</sub> and climate shape trajectories of forest recovery is lacking. Here, we review these separate lines of evidence, which together demonstrate that the dynamics of forest recovery are being impacted by increasing atmospheric CO<sub>2</sub> and changing climate. Rates of forest recovery generally increase with CO<sub>2</sub>, temperature, and water availability. Drought reduces growth and live biomass in forests of all ages, having a particularly strong effect on seedling recruitment and survival. Responses of individual trees and whole-forest ecosystems to CO<sub>2</sub> and climate manipulations often vary by age, implying that forests of different ages will respond differently to climate change. Furthermore, species within a community typically exhibit differential responses to CO<sub>2</sub> and climate, and altered community dynamics can have important consequences for ecosystem function. Age- and species-dependent responses provide a mechanism by which climate change may push some forests past critical thresholds such that they fail to recover to their previous state following disturbance. Altered dynamics of forest recovery will result in positive and negative feedbacks to climate change. Future research on this topic and corresponding improvements to earth system models will be a key to understanding the future of forests and their feedbacks to the climate system.

**Keywords:** biogeochemistry, climate feedback, FACE, irrigation, regime shift, succession, throughfall manipulation, warming

Received 19 December 2012 and accepted 29 January 2013

## Introduction

The dynamic process of forest regeneration following disturbance is of key importance, with ramifications on several scales. On a local level, forest recovery involves wholesale rearrangement of vegetative structure, carbon (C) and nutrient cycling, ecosystem physiology, and community structure (Table 1). On a landscape level, disturbance–recovery dynamics play an impor-

tant role in the maintenance of species diversity, as different species use forests of different ages as habitat patches. On a regional to global level, secondary forests are consequential for their role in climate regulation. Forests recovering from disturbance (secondary forests) are strong C sinks and play an important role in the global C cycle (Running, 2008; Pan *et al.*, 2011). For instance, in recent years (2000–2007), regrowth of tropical forests following agricultural abandonment took up an estimated 1.7 Pg C yr<sup>-1</sup> (Pan *et al.*, 2011), which is equivalent to ca. 20% of annual global fossil fuel emissions. Beyond their influence on climate through their role in the global carbon cycle, secondary forests also influence climate through biophysical mechanisms (Liu

Correspondence: Kristina J. Anderson-Teixeira, Smithsonian Conservation Biology Institute, National Zoological Park, 1500 Remount Rd., Front Royal, VA 22630 USA, tel. 1 540 635 6546, fax 1 540 635 6506, e-mail: TeixeiraK@si.edu

**Table 1** Typical trajectories of change in forest properties following stand-replacing disturbance

Forest property	Typical trajectory	References
<i>Biomass</i>		
Biomass accumulation rate	Rapid initial increase, peak at intermediate age followed by slow decline to near zero in old-growth forests.	Lichstein <i>et al.</i> , 2009; Yang <i>et al.</i> , 2011; Hember <i>et al.</i> , 2012
Leaf biomass or area	Rapid initial increase, relatively stable thereafter.	Uhl & Jordan, 1984; Bormann & Likens, 1994; Law <i>et al.</i> , 2003; Goulden <i>et al.</i> , 2011; Yang <i>et al.</i> , 2011
Fine root biomass	Rapid initial increase, relatively stable or modest decline thereafter.	Vogt <i>et al.</i> , 1983; Claus & George, 2005; Yuan & Chen, 2010
<i>Carbon cycle</i>		
Gross primary productivity	Rapid initial increase, relatively stable or modest decline thereafter.	Amiro <i>et al.</i> , 2010; Goulden <i>et al.</i> , 2011
Net primary productivity	Rapid initial increase, modest decline thereafter.	Gower <i>et al.</i> , 1996; Law <i>et al.</i> , 2003; Pregitzer & Euskirchen, 2004; Goulden <i>et al.</i> , 2011
Heterotrophic respiration	Relatively constant.	Law <i>et al.</i> , 2003; Pregitzer & Euskirchen, 2004; Goulden <i>et al.</i> , 2011
Net ecosystem C balance	Initially negative (C source), increasing to maximum (C sink) at intermediate ages, declining thereafter. Controversy remains as to whether it declines to zero (C neutrality).	Law <i>et al.</i> , 2003; Pregitzer & Euskirchen, 2004; Zhou <i>et al.</i> , 2006; Baldocchi, 2008; Luysaert <i>et al.</i> , 2008; Amiro <i>et al.</i> , 2010; Goulden <i>et al.</i> , 2011
<i>Biogeochemistry</i>		
Foliar [N]	Relatively constant with age, although both decreases (more common) and increases have been observed.	Davidson <i>et al.</i> , 2007; Drake <i>et al.</i> , 2010; Yang <i>et al.</i> , 2011
N mineralization	Mixed responses; both increases and decreases have been observed.	Vitousek <i>et al.</i> , 1989; LeDuc & Rothstein, 2010
<i>Hydrology</i>		
Canopy transpiration	Rapid initial increase, modest decline thereafter.	Roberts <i>et al.</i> , 2001; Delzon & Loustau, 2005; Amiro <i>et al.</i> , 2006; Drake <i>et al.</i> , 2011a
Hydraulic limitation	Increases with age.	Drake <i>et al.</i> , 2010, 2011a
Sensitivity to variation in water availability	Decreases with age.	McMillan <i>et al.</i> , 2008; Drake <i>et al.</i> , 2010; Voelker, 2011
<i>Community dynamics</i>		
Species turnover	Rapid initial turnover, decelerating decrease in turnover rate as the forest ages.	Anderson, 2007b
Species richness	Initial increase, sometimes peaking and declining modestly in older forests.	Shafi & Yarranton, 1973; Finegan, 1996; Anderson, 2007b
Competition	Increasing competitive advantage to late-successional species (e.g., shade tolerant, slow growing, higher wood density, longer lived)	Bazzaz, 1979; Bazzaz & Pickett, 1980; Finegan, 1984
Size structure	Initially, relatively even aged; competitive thinning and seedling recruitment drive convergence toward inverse square relationship between abundance and diameter (diverse age structure)	Enquist <i>et al.</i> , 2009

*et al.*, 2005; Maness *et al.*, 2012; O'Halloran *et al.*, 2012); for example, in northern regions albedo decreases with forest age and strongly shapes the net climate regulation services of secondary forests (Randerson *et al.*, 2006; Jin *et al.*, 2012; O'Halloran *et al.*, 2012).

A large and growing proportion of forests have been affected by major disturbances. Globally, secondary forests recovering from anthropogenic disturbances such as agriculture and wood harvesting cover an estimated

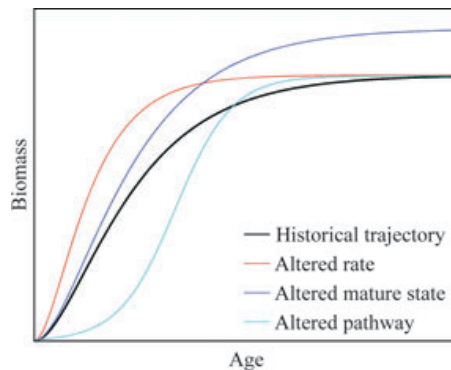
27 million km<sup>2</sup> (Hurt *et al.*, 2011), and an estimated 1.2 million km<sup>2</sup> are in use as forestry plantations (Kirilenko & Sedjo, 2007). In addition, natural disturbances affect a significant proportion of Earth's ecosystems; disturbances such as fires, storms, droughts, and insect outbreaks affect over 100 000 km<sup>2</sup> annually in North America alone (Amiro *et al.*, 2010). Climate change is generally increasing the incidence of natural disturbances (Dale *et al.*, 2001), including fires (Westerling *et al.*,

2006) and biotic disturbances such as insect outbreaks (Evangelista *et al.*, 2011; Hicke *et al.*, 2011). Theory and models predict that future climate change may cause even more drastic changes (e.g., Westerling *et al.*, 2011), depending on the future course of greenhouse gas emissions and the resultant shifts in climate (IPCC, 2007). Because secondary forests are strong carbon sinks with considerable value for greenhouse gas mitigation (Anderson-Teixeira & DeLucia, 2011) and also represent a potential bioenergy source (e.g., US DOE, 2011), secondary forests are likely to play substantial roles in climate mitigation initiatives and bioenergy production (Kirilenko & Sedjo, 2007).

Although there is strong and abundant evidence that climate change will affect forests of all ages, we lack synthetic understanding of how climate change will interact with forest age to shape the dynamics of forest recovery. Because forests undergo substantial reorganization of following major disturbance (Table 1), it is likely that climate change will have different effects on forests of different ages, thereby altering the trajectory of succession relative to those observed for historical climates. Climate change may alter one or more distinct features of successional trajectories (Fig. 1). First, the rate at which the forest moves along the successional trajectory may be altered without necessarily implying any changes to the successional pathway or the state of mature forests; for example, increased productivity may accelerate biomass accumulation without altering the biomass of mature forests. Second, the state of mature forests may be altered; for example, maximum biomass may be altered if future climates place differ-

ent biophysical constraints on the number and size of trees that can persist. Third, the successional pathway may be altered; for example, tree establishment may be delayed by altered climatic conditions such that proportionally more time is spent in an early-successional shrub phase. Distinguishing how climate change affects forests of different ages – and thereby how it alters successional trajectories – is critical in understanding how climate change will impact both recently disturbed and mature forests.

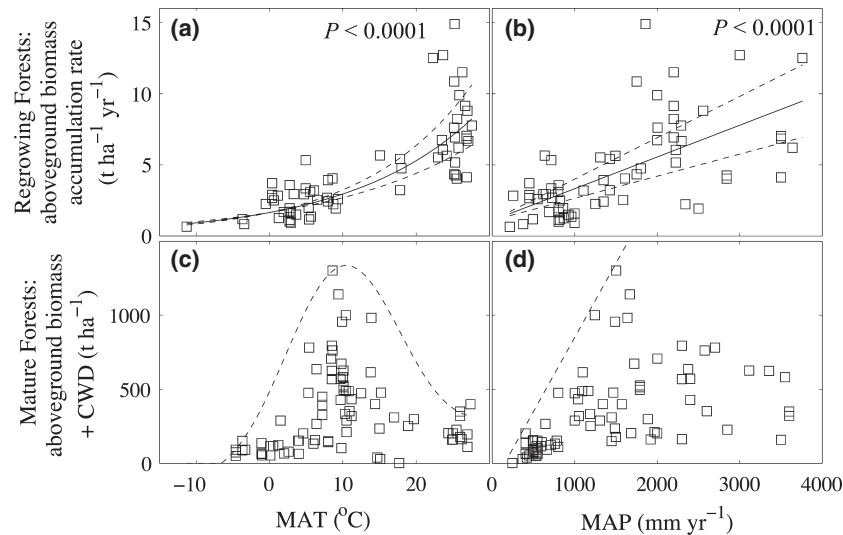
This review considers how altered atmospheric CO<sub>2</sub> and climate are likely to impact trajectories of forest recovery, with a particular focus on how climate change may alter the rate of succession, the state of mature forests, and successional pathways (Fig. 1). We consider five major lines of evidence relating forest structure and function to directional variation in CO<sub>2</sub> and climate (i.e., average conditions, as opposed to intra- or interannual variation), each of which yields insight into how forest recovery may be altered under a changing climate. First, we review how climatic influences the dynamics of forest recovery across broad climatic gradients. Second, we summarize the results of experimental studies quantifying the effects of elevated CO<sub>2</sub>, elevated temperature, and altered precipitation regimes on the dynamics of forest recovery. Third, we review observations of altered forest recovery under contemporary multivariate environmental change. Fourth, we consider how altered community dynamics may impact forest recovery. Fifth, we review model predictions. Finally, we synthesize findings from these separate lines of evidence, identify remaining uncertainties, and discuss the implications for ecological communities, biogeochemical processes, and the climate system.



**Fig. 1** Schematic diagram illustrating three ways in which climate change may impact the dynamics of forest recovery. Relative to the historical trajectory of change in a forest property (here, biomass) with age, climate change may alter (1) the rate of change, (2) the state to which the property converges as the forest matures ('mature state'), or (3) the successional pathway (i.e., the sequence of states through which any given ecosystem property passes and the relative amount of time spent in each).

### Dynamics of forest recovery across broad climatic gradients

Although few studies have evaluated how climate influences forest recovery across broad climatic gradients (Prach & Rehounková, 2006; Anderson, 2007a), there is clear evidence that climate exerts a strong influence on the rate of succession, the state of mature forests, and their successional pathways (Fig. 1). The rate of forest regrowth following disturbance is strongly influenced by climate (Brown & Lugo, 1982; Johnson *et al.*, 2000; Anderson *et al.*, 2006). Globally, the rate of living biomass accumulation increases with temperature, being on average three to four times faster in the tropics than in high-latitude forests (Fig. 2a; Anderson *et al.*, 2006). Likewise, biomass accumulation rate increases with precipitation at a global scale (Fig. 2b). Within the tropics, rates of biomass accumulation are



**Fig. 2** Influence of climate on forest recovery rates (a, b) and on aboveground C stocks of mature forests (c, d). The rate of aboveground biomass accumulation in forests recovering from stand-clearing disturbance varies globally with respect to (a) mean annual temperature (MAT) and (b) precipitation (MAP). Data, which are from Anderson *et al.* (2006), represent natural regeneration in 68 unmanaged forests worldwide. Solid and dashed lines represent an exponential fit and its 95% confidence interval, respectively. Similarly, aboveground C stocks (biomass + coarse woody debris; CWD) in mature forests vary globally with respect to (c) MAT and (d) MAP. Data from Anderson-Teixeira *et al.* (2011). Dashed lines represent hypothesized bioclimatic limits.

dramatically higher in moist climates (precipitation 1000–2500 mm yr<sup>-1</sup>) than in dry climates (precipitation <1000 mm yr<sup>-1</sup>); however, the positive influence of precipitation appears to saturate, with rates in wet climates (precipitation >2500 mm yr<sup>-1</sup>) less than or equal to those in moist climates (Brown & Lugo, 1982; Marin-Spiotta *et al.*, 2008). Although further research is required to fully understand the mechanisms through which temperature, water availability, and their seasonal dynamics affect rates of biomass accumulation in secondary forests, we can say conclusively that warmer temperatures and higher moisture availability are associated with higher rates of biomass accumulation.

Growth in secondary forests is strongly linked to elemental cycling. Biogeochemical cycles of elements including C, nitrogen (N), and phosphorous (P) are coupled to biomass accumulation through stoichiometric constraints on the elemental composition of vegetation, such that rates at which these elements are sequestered in vegetation are grossly proportional to rates of biomass accumulation (Yang *et al.*, 2011). Indeed, mirroring the climate dependence of rates of biomass accumulation (Fig. 2a–b; Anderson *et al.*, 2006), it has been observed that the rate of N uptake by a regrowing tropical forest in Costa Rica is four times that of a regrowing temperate forest at Hubbard Brook, USA (Russell & Raich, 2012). However, the trajectory of forest recovery is also shaped by biogeochemistry–climate interactions. For example, climate influences

temporal patterns of N availability during secondary succession (Vitousek *et al.*, 1989), rates of change in soil C and N (Li *et al.*, 2012), and plant tissue stoichiometry (Wright *et al.*, 2004). Thus, climate may indirectly influence forest recovery through its influence on biogeochemistry, as occurs in the case of forests developing on Hawaiian lava flows (Anderson-Teixeira *et al.*, 2008; Anderson-Teixeira & Vitousek, 2012).

A few studies have compared rates or pathways of secondary succession across broad climatic gradients. Following clear cutting in western Oregon, climate shapes both the rate and pathway of forest succession; in the western Cascades region, conifer regeneration is slower and follows a longer establishment delay compared with the more mesic Coastal Range region (Yang *et al.*, 2005). In subalpine forests of the Colorado Rockies, the rate of succession is more than twice as rapid in mesic sites as compared with xeric sites (Donnegan & Rebertus, 1999). Likewise, in the Medicine Bow mountains of Wyoming, succession to a mature spruce–fir forest is most rapid in a mesic drainage bottom, slower on a less mesic north-facing slope, and rarely occurs at more arid sites prior to stand-clearing fire (Romme & Knight, 1981). In the Czech Republic, the rate of succession in vegetative communities (including forests and nonforests) is strongly influenced by climate; mean annual change in dominant species cover during the first 12 years of succession decreases dramatically with increasing elevation (increasing precipitation and

decreasing temperature; Prach *et al.*, 2007). These examples provide evidence that climate strongly influences both the rate and pathway of succession.

In addition to its influence on the rate and trajectory of forest recovery, climate also shapes the types of steady-state conditions toward which secondary forests can eventually converge. Globally, aboveground biomass of forests is influenced by temperature and precipitation (Fig. 2c–d; Keith *et al.*, 2009; Anderson-Teixeira *et al.*, 2011; Larjavaara & Muller-Landau, 2012), and climate strongly influences most other major components of ecosystem C cycles, including gross and net primary productivity (GPP and NPP, respectively; Luyssaert *et al.*, 2007), soil and whole-ecosystem respiration, and soil organic carbon (Raich & Schlesinger, 1992; Jobbágy & Jackson, 2000). Similarly, species diversity varies globally with respect to climate (Brown *et al.*, 1998). In sum, climate can determine the state to which forests converge following disturbance both directly through biophysical constraints and indirectly through its influence on biogeochemistry and the surrounding metacommunity.

The broad-scale patterns described above demonstrate that climate strongly influences the rate of forest recovery, successional pathways, and the structure and function of mature forests. However, transient dynamics under a rapidly changing climate may diverge from expectations based on these contemporary patterns, and increasing atmospheric CO<sub>2</sub> concentrations will alter physiological constraints on forests. To understand the more immediate responses of forest recovery to elevated CO<sub>2</sub> and climate change, we turn to experimental manipulations.

### Forest responses to experimental manipulation of CO<sub>2</sub>, temperature, and precipitation

Experiments manipulating CO<sub>2</sub>, temperature, and precipitation demonstrate that altered climatic conditions will alter ecosystem and community dynamics in secondary forests. The responses of terrestrial ecosystems in general to these experimental manipulations have been previously reviewed (e.g., Pendall *et al.*, 2004; De Graaff *et al.*, 2006; Norby & Zak, 2011; Wu *et al.*, 2011; Beier *et al.*, 2012; Dieleman *et al.*, 2012; Lu *et al.*, 2012); here, we focus specifically on the responses of forests and any age dependency of their responses (Fig. 3).

#### *Responses to CO<sub>2</sub> fertilization*

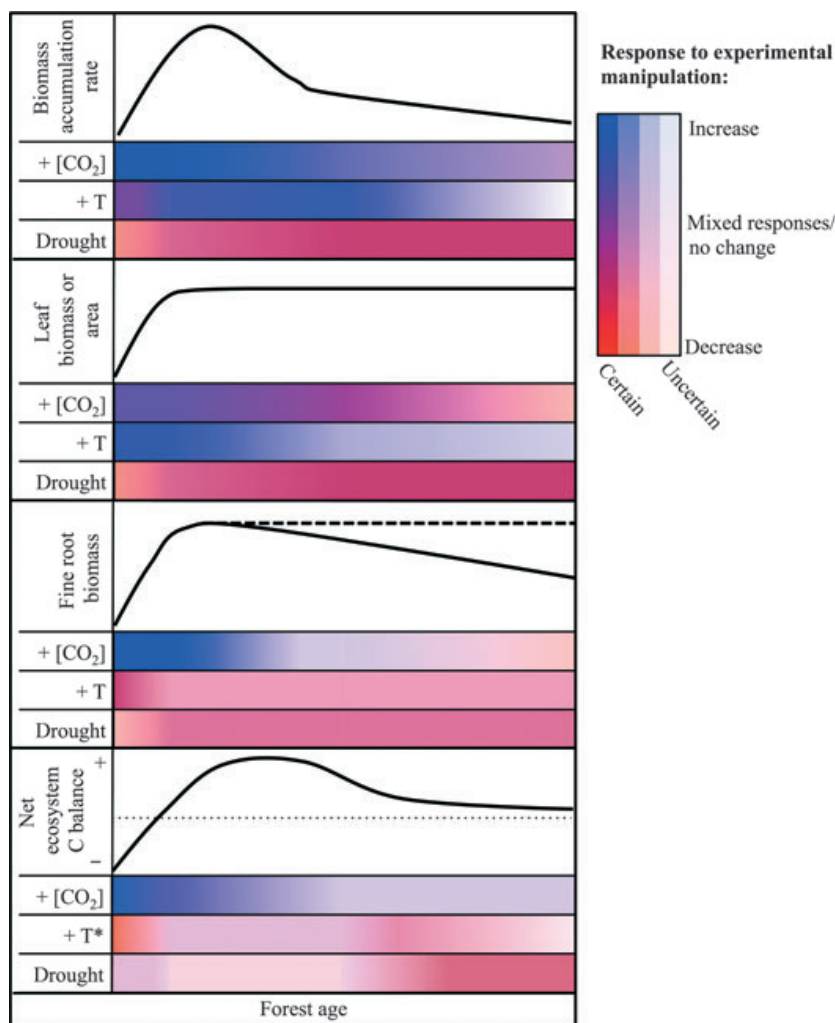
Tree-dominated ecosystems – all in temperate or boreal regions – have been exposed to elevated CO<sub>2</sub> through Free-Air Carbon dioxide Enrichment (FACE), Open Top Chamber (OTC), and Whole Tree Chamber (WTC)

experiments. Given the logistical difficulties of elevating CO<sub>2</sub> in forests with tall canopies, the majority of these experiments have been performed on young forests or trees, with only one FACE experiment in a mature forest to date (Table S1).

Elevated CO<sub>2</sub> consistently enhances photosynthesis, or GPP at the ecosystem level (Ceulemans & Mousseau, 1994; Curtis & Wang, 1998; Ainsworth & Long, 2005; Hyvönen *et al.*, 2007). In young forests, this results in increased NPP and biomass; at least at the onset of the experiment (DeLucia *et al.*, 1999; Norby *et al.*, 2005). However, whereas substantial NPP and biomass increases have occurred at the onset of experiments, this NPP stimulation has persisted in some but not all forests (Oren *et al.*, 2001; Seiler *et al.*, 2009; McCarthy *et al.*, 2010; Norby *et al.*, 2010). Moreover, this response becomes less consistent as forests become older, and NPP did not increase in the only mature forest exposed to elevated CO<sub>2</sub> (Fig. 3; Körner *et al.*, 2005; Bader *et al.*, 2009). Similarly, leaf and fine root biomass are consistently stimulated in young forests, but may decline in old forests (Fig. 3; Körner *et al.*, 2005; Bader *et al.*, 2009). Thus, although there is strong evidence that CO<sub>2</sub> fertilization increases the rate of biomass accrual in young forests, a question remains as to whether elevated CO<sub>2</sub> increases the biomass and productivity of mature forests (Fig. 1; Körner *et al.*, 2005; Hyvönen *et al.*, 2007; Norby & Zak, 2011). In large part because of this uncertainty, it remains unclear whether the net carbon balance of mature forests will increase in response to CO<sub>2</sub> fertilization (Fig. 3).

The ability of forests to sustain increased NPP under elevated CO<sub>2</sub> as they age – and, ultimately, the potential for mature forests to increase C storage under elevated CO<sub>2</sub> – depends in large part upon biogeochemistry. One potential explanation of observed declines in NPP stimulation under elevated CO<sub>2</sub> as forests age is that increased productivity immobilizes nutrients in woody tissue or soil organic matter such that soil N and other nutrients needed to sustain growth become depleted and may eventually limit growth (Luo *et al.*, 2004). Progressive N limitation can be alleviated through a variety of mechanisms: trees can increase their N use efficiency, invest more C in belowground nutrient acquisition, or access deep N pools (McKinley *et al.*, 2009; Iversen, 2010; Drake *et al.*, 2011b; Norby & Zak, 2011). N limitation can also be mitigated if greater N mineralization occurs under high CO<sub>2</sub>, or if N<sub>2</sub> fixation is stimulated by elevated CO<sub>2</sub> (Zanetti *et al.*, 1996; Hungate *et al.*, 2004; Luo *et al.*, 2004; Hoosbeek *et al.*, 2011; Norby & Zak, 2011). Early work suggested that N mineralization declines under elevated CO<sub>2</sub> (Hungate *et al.*, 1999), but more recent studies suggest that there can be a priming effect through time from increased atmospheric CO<sub>2</sub> that stimulates soil micro-





**Fig 3** Schematic diagram illustrating typical forest successional trajectories under ambient climate (solid lines; as reviewed in Table 1) and how these are affected by experimental CO<sub>2</sub> fertilization, warming, and drought (increases in blue, decreases in red; color saturation scales with certainty). Responses to CO<sub>2</sub> and climate change are based on a comprehensive review of experimental studies (Tables S1–S3). Responses are considered to have high certainty when observed in multiple sites and low certainty when observed in only one study. \*Indicates a response that is time dependent; it may change from negative to positive as increased N mineralization stimulates biomass growth (Melillo *et al.*, 2011).

bial activity, which in turn degrades slowly cycling organic matter pools and release mineral N (Carney *et al.*, 2007; Langley *et al.*, 2009; Drake *et al.*, 2011b). Elevated CO<sub>2</sub> may also increase N availability by increasing labile C to drive the energetics of N<sub>2</sub> fixation (Hungate *et al.*, 1999). However, in a scrub-oak system in Florida, N<sub>2</sub> fixation was negatively impacted by 7 years exposure to elevated CO<sub>2</sub> (Hungate *et al.*, 2004), and N<sub>2</sub>-fixation rates have continued to decline – perhaps due to canopy closure and light limitation (Duval, 2010). Thus, N deficiency may be avoided – and NPP stimulation sustained – over time through a variety of mechanisms; however, it remains

uncertain whether this can continue indefinitely or whether NPP stimulation in all forests would eventually decline given sufficient time (Hyvönen *et al.*, 2007; Norby & Zak, 2011).

The responses of tree growth to elevated CO<sub>2</sub> are variable among species (Bazzaz, 1990; Saxe *et al.*, 1998; Peñuelas *et al.*, 2001; Körner *et al.*, 2005; Seiler *et al.*, 2009; Dawes *et al.*, 2011), and differential species responses have commonly been observed in CO<sub>2</sub>-enrichment experiments (Table S1). For example, of the three codominant canopy tree species (*Fagus sylvatica*, *Quercus petraea*, *Carpinus betulus*) in the mature deciduous forest exposed to elevated

CO<sub>2</sub>, shade-tolerant *Fagus* exhibited increased annual basal area increments in response to CO<sub>2</sub> in two of four treatment years, whereas growth of the other species remained the same or declined (Körner *et al.*, 2005). Similarly, proportional species' contributions to whole-ecosystem productivity shifted in a Florida scrub-oak ecosystems exposed to elevated CO<sub>2</sub>: dominant *Quercus myrtifolia* exhibited strong biomass growth, *Q. chapmanii* exhibited less of an effect, and subdominant *Q. geminata* showed no growth stimulation (Dijkstra *et al.*, 2002). Thus, differential species growth responses consistently alter proportional species' contributions to whole-ecosystem productivity and will likely change the composition of future communities.

Understory vegetation can influence ecosystem functioning and future community composition (Nilsson & Wardle, 2005) and, therefore, impacts of global change on juvenile trees and influential nontree species serve as a window into the forests of the future. Moreover, as the majority of forest biodiversity is in the understory stratum, impacts on understory species as well as symbiotic mycorrhizal fungi bear consequences for tree recruitment, carbon cycling, forest health and biodiversity (Gilliam, 2007). Understory community responses to CO<sub>2</sub> enrichment have been commonly observed (Table S1). At ORNL-FACE, the woody understory increased in importance relative to the total stand and to herbaceous plants, indicating a potential acceleration of succession under elevated CO<sub>2</sub> (Souza *et al.*, 2010). Consistent with earlier work using pots and growth chambers (Bazzaz & Miao, 1993; Kubiske & Pregitzer, 1996; Kerstiens, 1998, 2001; Hättenschwiler & Körner, 2000), CO<sub>2</sub> enrichment at DukeFACE tended to favor slow-growing, shade-tolerant species with low rates of productivity in understory conditions, again suggesting that succession may be accelerated in temperate forests under future conditions, with implications for biosphere-atmosphere carbon feedbacks (Mohan *et al.*, 2007). In addition, CO<sub>2</sub> enrichment may favor woody vines (lianas; e.g., Sasek & Strain, 1990). This has been observed in two FACE studies (Table S1); for example, at DukeFACE, the woody vine poison ivy (*Toxicodendron radicans*) growth was disproportionately enhanced under elevated CO<sub>2</sub> (Mohan *et al.*, 2006). Lianas have been expanding in abundance in many regions of the world – often to the detriment of recruiting and mature trees (Dillenburg *et al.*, 1995; Ingwell *et al.*, 2010; Schnitzer & Carson, 2010; Schnitzer & Bongers, 2011) – and the positive feedback of elevated CO<sub>2</sub> for vines may hinder the establishment of secondary forests globally. Thus, increasing atmospheric CO<sub>2</sub> may substantially alter the rate and pathway of succession as well as the composition of mature forest communities (Fig. 1).

### Responses to warming

Over the last three decades, several tree-dominated ecosystems of various ages – almost all in temperate and boreal regions – have been exposed to experimental warming (Table S2). These experiments have warmed either aboveground vegetation or the soil (through use of buried cables); there are few soil-and-air warming experiments done at the scale of canopy trees (Slaney *et al.*, 2007; Bronson & Gower, 2010).

Soil warming in northern forests results in faster decomposition and microbial processing of soil C and N, which directly releases more CO<sub>2</sub> to the atmosphere because of enhanced soil respiration (Table S2; Rustad *et al.*, 2001; Melillo *et al.*, 2002, 2011). By increasing N mineralization rates, soil warming can have an indirect N fertilization effect, which generally increases aboveground production and lowers C allocation to fine root biomass (Fig. 3; Zhou *et al.*, 2011). The net ecosystem C balance in response to warming depends largely on the counteracting effects of C release through increased soil respiration and C sequestration through increased biomass growth (Fig. 3); in a 60- to 70-year-old even-aged oak-maple forest in central Massachusetts subjected to 7 years of soil warming (Harvard Forest), soil C losses were increasingly offset by stimulated growth of canopy trees (after a lag of several years; Melillo *et al.*, 2011; Butler *et al.*, 2012). Additional changes may be driven by aboveground warming; over the first few years of warming in a 12-year-old black spruce (*Picea mariana*) plantation in Manitoba, soil respiration increased under soil warming but decreased under soil-and-air warming (Bronson *et al.*, 2008). In this study, elevated soil and air temperatures increased spruce tree shoot growth (Bronson *et al.*, 2009) but did not change rates of photosynthesis or autotrophic respiration (Bronson & Gower, 2010). Much remains to be learned about how warming affects whole forested ecosystems, particularly in subtropical and tropical forests, where only one warming experiment has been conducted to date (Cheesman & Winter, 2012). Moreover, although we may posit that forest age modulates warming responses based on the magnitude of structural and functional changes associated with forest recovery (Table 1), there is of yet no clear evidence that the direction of forest responses to warming varies by age (Fig. 3).

Growth responses to warming vary among tree species (Table S2), and this is likely to affect successional dynamics and forest composition. For example, although the large oaks at Harvard forest accounted for the majority of C uptake and storage in woody tissue, smaller maples exhibited a greater stimulation of growth in response to soil warming stimulation (Mel-

illo *et al.*, 2011; Butler *et al.*, 2012; Mohan *et al.*, unpublished results). Similarly, a warming experiment in a recently timbered oak–hickory forest in Pennsylvania found altered phenology (with differential responses among species) and community composition (Rollinson, 2010; Rollinson & Kaye, 2011). Thus, warming is likely to alter species' growth and phenology and, thereby, the rate and pathway of succession and ultimately the community composition of mature forests (Fig. 1).

#### *Responses to altered precipitation*

There have been a number of precipitation manipulation experiments in forests of a range of ages spanning from boreal to tropical regions (Table S3; Beier *et al.*, 2012). Across this range of climates and forest ages, tree growth and survival were generally increased by water addition and reduced by water removal (Fig. 3; e.g., Hanson *et al.*, 2001; Nepstad *et al.*, 2002; Plaut *et al.*, 2012; Vasconcelos *et al.* (2012), as was GPP or NPP at the ecosystem level (Nepstad *et al.*, 2002; Alberti *et al.*, 2007). Soil respiration rates also tended to increase under irrigation and decrease under drought (Table S3; e.g., Conant *et al.*, 2000; Sotta *et al.*, 2007). However, water addition only accelerated forest C cycling up to a point; some more mesic forests did not respond to precipitation manipulation (De Visser *et al.*, 1994; Bergh *et al.*, 1999) or had accelerated C cycling under reduced precipitation (Cleveland *et al.*, 2010). Sensitivity to precipitation manipulation often varied by size class, but results were mixed as to whether small or large trees were more sensitive (Hanson *et al.*, 2001; Nepstad *et al.*, 2007). Whereas altered precipitation had a strong effect on seedling emergence and survival (Richter *et al.*, 2012; Volder *et al.*, 2012) and at times had a stronger effect on small than on large trees (Hanson *et al.*, 2001), there were also instances where exposed canopy trees suffered greater drought-related stress (Nepstad *et al.*, 2007; Schuldt *et al.*, 2011). Thus, within-stand relationships between tree age and drought sensitivity do not necessarily mirror across-stand relationships, where growth sensitivity to variation in water availability declines with stand age (Table 1). As with experimental manipulation of CO<sub>2</sub> and temperature, differential species responses were commonly observed under precipitation manipulation experiments (Table S3; e.g., Yavitt & Wright, 2008), portending future changes to community composition under altered precipitation regimes. Thus, in summary, precipitation manipulation experiments have demonstrated that water availability affects rates of forest recovery, mature forest states, and probably successional pathways (Figs 1 and 3).

#### *Responses to multivariate environmental manipulation*

Joint effects of altered CO<sub>2</sub>, temperature, and precipitation are rarely purely additive (Dieleman *et al.*, 2012), and understanding the interactive effects produced by combined manipulations remains an important challenge. Experimental manipulation of more than one of these elements in a factorial design has occurred in several intact forests or experimental mesocosms (Tables S1–S3). These studies demonstrate that tree growth and carbon cycling in young forests are generally accelerated under combined higher CO<sub>2</sub>, warmer, and wetter conditions (Tables S1–S3; e.g., Wan *et al.*, 2004; Comstedt *et al.*, 2006; Slaney *et al.*, 2007; Tingey *et al.*, 2007; Bauweraerts *et al.*, 2013). In addition, different species have responded differently to different elements of climate change; for example, at the alpine tree line in Switzerland, growth of *Larix decidua* responded positively to CO<sub>2</sub> but was unresponsive to soil warming, whereas *Pinus cembra* had a slight positive response to warming but responded minimally to CO<sub>2</sub> (Dawes *et al.*, 2011). The limited number of studies and the complexity of multifactor experiments make it premature to generalize about how forests of different ages will respond to interactive elements of global change. However, observed responses of forests to the environmental change that has already occurred – to which we turn next – reveal how secondary forests are responding to multivariate climate change to date.

#### **Altered forest recovery under contemporary multivariate environmental change**

Historical reconstructions indicate that forests of all ages have responded to the changes in CO<sub>2</sub> and climate that have already occurred. By nature, these historical records do not directly separate the effects of CO<sub>2</sub>, temperature, and precipitation from one another and from other potentially confounding environmental changes (e.g., atmospheric deposition, ozone, management, altered disturbance regimes). Rather, they provide a picture of how the dynamics of forest recovery are responding to contemporary multivariate environmental change.

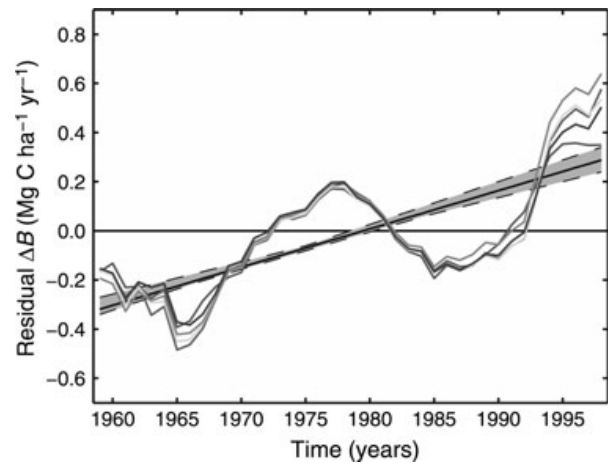
Tree-ring and observational records extending back decades to centuries have demonstrated the climate dependence of forest productivity. Tree-ring records have revealed increasing growth rates in numerous forests including high-elevation forests in western Washington (Graumlich *et al.*, 1989), conifers in the white mountains of California (Lamarche *et al.*, 1984; Salzer *et al.*, 2009), *Pinus ponderosa* forests in the US Pacific northwest (Soulé & Knapp, 2006), aspen (*Populus tremuloides*) secondary forests in Wisconsin (Cole



*et al.*, 2010), *Abies* and *Quercus* forests in France (Becker, 1989; Becker *et al.*, 1994), and numerous other forests throughout Europe (Spiecker, 1999; Babst *et al.*, 2013). These increased growth rates are generally attributable to increased atmospheric CO<sub>2</sub>, temperature, or moisture (e.g., Graumlich *et al.*, 1989; Soulé & Knapp, 2006; Salzer *et al.*, 2009; Cole *et al.*, 2010). In contrast, tree growth rates have decreased in response to warming or drought stress in many other forests around the world (Allen *et al.*, 2010), including white spruce (*Picea glauca*) in interior Alaska (Barber *et al.*, 2000), conifers in the southwest United States (Williams *et al.*, 2013), and tropical forests in Panama, Malaysia, and Costa Rica (Feeley *et al.*, 2007b; Clark *et al.*, 2010). Similarly, a review documenting evidence of altered forest productivity over the last half century indicates that the productivity of many forests is increasing whereas that of others is declining (Boisvenue & Running, 2006). Although powerful for understanding the historical influence of climate on forest productivity, these records are limited in that they do not characterize responses across a range of forest ages.

By comparing biomass–age relationships (determined through a chronosequence approach) with current biomass accumulation rates in forests of various ages (determined through repeated sampling), a couple of studies have identified accelerated biomass accumulation in forests following stand-clearing disturbances. Specifically, accelerated biomass accumulation has been observed in temperate deciduous forests in the eastern United States (McMahon *et al.*, 2010a; see also Foster *et al.*, 2010; McMahon *et al.*, 2010b) and in temperate-maritime forests in the Pacific northwest (Fig. 4; Hember *et al.*, 2012). Likely explanations of these increases in secondary forest biomass accumulation rates include increased atmospheric CO<sub>2</sub>, increased temperature, increased moisture, and increased growing season length (McMahon *et al.*, 2010a; Hember *et al.*, 2012). Thus, climate change appears to be increasing the rate of forest regrowth in some temperate forests; however, parallel studies have yet to be conducted in other regions.

The long time frame of forest recovery precludes comparison of forests that have matured under different climates, which would be necessary to determine whether climate change is altering recovery trajectories such that forests converge to an altered state as they mature (Fig. 1). However, long-term monitoring of mature forests can provide evidence as to whether climate change is affecting the state of forests that matured under past climates. Long-term monitoring of old-growth forests provides mixed evidence as to whether their total carbon storage capacity is changing;



**Fig. 4** Evidence of increasing rates of biomass accumulation in coastal Douglas fir (*Pseudotsuga menziesii*) and western hemlock (*Tsuga heterophylla*) forests in southwest British Columbia, Canada. Plotted is the residual average biomass increment ( $\Delta B$ ) from 1267 permanent inventory plots after correction for factors including stand age, site quality, nitrogen availability, and biomass (the five lines represent different correction methods, as detailed in Hember *et al.*, 2012). Linear regression represents a significant positive trend. Reprinted from Hember *et al.* (2012).

many old-growth forests throughout the world appear to be net C sinks (Baker *et al.*, 2004; Luysaert *et al.*, 2007; Chave *et al.*, 2008; Lewis *et al.*, 2009); however, this effect is diminished at larger spatiotemporal scales of measurement (Clark, 2002; Feeley *et al.*, 2007a; Chave *et al.*, 2008). There is strong evidence of directional change in community composition of forests throughout the world; for example, long-term records from the 50 ha forest dynamics plot on Barro Colorado Island, Panama, indicate increased dominance of drought-tolerant species (Feeley *et al.*, 2011). In addition, there have been general increases in forest die-back globally – a phenomenon attributed to climate change–type drought (Breshears *et al.*, 2005; Allen *et al.*, 2010; Williams *et al.*, 2013).

Thus, there is evidence of historical change in both rates of forest regrowth and the state of forests that matured under past climates. There is also some evidence of changing successional trajectories driven by altered community dynamics (reviewed below). Although concurrent changes in multiple environmental factors including atmospheric CO<sub>2</sub>, climate, atmospheric deposition, herbivore communities, disturbance regimes, and management make it difficult to isolate the cause of these changes, their global distribution and directional correlation with trends in CO<sub>2</sub> and climate provide strong evidence that they are at least partially attributable to increasing atmospheric CO<sub>2</sub> and climate change.

### Community dynamics and the potential for state changes

Successional pathways may be altered when elevated CO<sub>2</sub> and climate change affect community dynamics, either directly through differential effects on the performance of various species and size classes or indirectly through altered disturbance regimes and consequent competitive outcomes.

Climate change will alter community dynamics by altering the physical environment in which species of varying physiological strategies are competing. Experimental climate change manipulations (reviewed above; Tables S1–S3) and decades of forestry research on the climate sensitivity of forest regeneration (Fowells & Stark, 1965; Ferrell & Woodard, 1966; Thomas & Wein, 1985) have demonstrated that increased CO<sub>2</sub> and altered climate will differentially affect growth rates of trees by size and species, thereby altering population dynamics, competitive interactions, and species composition of both young and mature forests. In addition, climate change can differentially favor or inhibit common forest pathogens, providing another mechanism of impact on community structure (reviewed by Sturrock *et al.*, 2011). Such community changes can affect ecosystem function, altering production, C stocks, and biogeochemistry. For example, model predictions of climate change effects on forest productivity can be very different if the community is allowed to develop dynamically, compared with using parameters based on average forest characteristics, which is a common practice in biogeochemical models examining the effects of climate change (Bolker *et al.*, 1995).

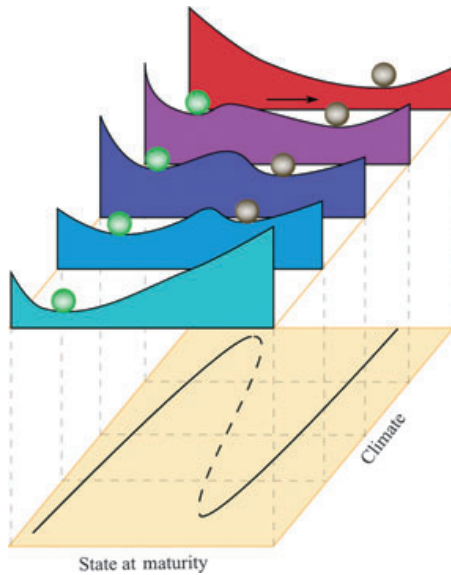
Beyond its direct effects on the dynamics of forest recovery through physiological mechanisms, climate change may also impact successional pathways indirectly by altering the frequency, timing, severity, and spatial extent of disturbances including fires, droughts, storms, floods, and herbivore or pathogen outbreaks (e.g., Dale *et al.*, 2001; Westerling *et al.*, 2006; Allen *et al.*, 2010; Sturrock *et al.*, 2011). Frequency and intensity of disturbance have been theoretically shown to have very different effects on community diversity (Miller *et al.*, 2011; in determining microcosm diversity (Hall *et al.*, 2012). Thus, changes in disturbance frequency and intensity have the potential to shift community composition, even when species are restricted to (and are still viable in) their historic ranges. Moreover, large changes to disturbance regimes are not required to facilitate changes in community composition; in the annual plant model of Miller *et al.* (2011), changing disturbance mortality by just a few percentage points can send a species to extinction. Changes in community composition driven by altered disturbance regimes

may have dramatic consequences for ecosystem functioning. For example, in Alaskan boreal forests, increasing fire frequency and severity have shifted competitive dominance from conifers to deciduous species, affecting biomass and soil C accumulation, albedo, and energy partitioning (Beck *et al.*, 2011).

Disturbance can also provide niche opportunities for invaders (Shea & Chesson, 2002), and the successful invasion can dramatically alter successional trajectories and also feedback to further modify disturbance regimes (Mack & D'Antonio, 1998). Although disturbances are commonly believed to increase invader success, recent work suggests that it is changes to disturbance regimes, rather than disturbance events *per se* that most strongly influence a communities' susceptibility to invasions (Moles *et al.*, 2012). In this light, climate change is likely to change the composition of some communities by altering disturbance regimes to a point where invader species can become dominant.

In some cases, climate change may push forests past critical thresholds such that, upon perturbation, they undergo drastic changes in community composition and ecosystem properties ('catastrophic shift') and fail to return to their previous state (Fig. 5). In many systems, the observed state of the community is not the only possible stable state; a variety of empirical results demonstrate the existence of alternative stable states in nature (D'Antonio & Vitousek, 1992; Savage & Mast, 2005; Schröder *et al.*, 2005; Odion *et al.*, 2010; Scheffer *et al.*, 2012). Large changes in the environment can bring about large changes in ecosystems, but smooth, gradual changes in abiotic conditions also can cause abrupt shifts in ecosystem properties and functioning (Scheffer *et al.*, 2001). Systems that are structured by disturbance and are susceptible to abiotic forcing (such as regenerating forests) may be more likely to display alternative stable states (Didham *et al.*, 2005). When disturbance keeps systems in perpetual flux, as is the case for many forests, no true stable equilibrium (in the classical, dynamical systems sense) is reached. Instead, forests undergo periodic cycles of disturbance and regeneration, and it is these cycles that constitute the 'state' of the system.

Many forests are resilient (*sensu* Grimm & Wissel, 1997) to commonly experienced disturbances, but effects of climate change, such as changes to the disturbance and precipitation regimes, can change the composition and productivity of forest communities (Thompson *et al.*, 2009), forcing the system into different cyclical behaviors. Although different initial trajectories can lead to different mature forest states, there is also the possibility that different initial trajectories can lead to the same mature state, or that similar initial trajectories can lead to distinct mature states



**Fig. 5** Schematic diagram illustrating the potential for disturbance to force ecosystems from one stable state to another as the climate changes. Colored shapes represent the landscape of stable ecosystem states under different climate regimes, and balls represent states in which ecosystems can stably exist – in this case, the state to which the system converges at maturity (which will be associated with a stable disturbance–recovery regime). The plot below illustrates hysteresis, wherein alternate stable states exist. As the climate changes, basins of attraction shift such that the stable state at maturity eventually switches from one state to the other. During the transition, however, disturbance (indicated by black arrow) may hasten the shift from one stable state to another. Modified from Scheffer *et al.* (2001).

(Fig. 1, ‘alternative transient states’ *sensu* Fukami & Nakajima, 2011).

In some forested regions, the existence of alternative stable states implies that forests may not return to their previous state following disturbance. A general mechanism underlying such alternative stable states is that seedlings and young forests are often more vulnerable to disturbances such as drought, herbivory, and fire than their mature counterparts (Table 1; Stromayer & Warren, 1997; Thompson & Spies, 2010). As a result, conditions that support the persistence of mature forests may not be amenable to forest regeneration. For example, following fire, conifer regeneration may be delayed or prevented by drought or competitive inhibition by grasses or shrubs (Savage & Mast, 2005; Roccaforte *et al.*, 2012). There are also systems in which postfire establishment of pyrogenic vegetation or vulnerability of young stands to crown fire reduces the probability of forest regeneration (D’Antonio & Vitousek, 1992; Savage & Mast, 2005; Thompson & Spies, 2010; Staver *et al.*, 2011). For example, in the Klamath region

of Oregon and California, high-intensity fire shifts the community from a high-biomass mixed conifer forest to a pyrogenic low-biomass shrub–chaparral–hardwood community, in which state it may be maintained by subsequent fires of any intensity (Odion *et al.*, 2010; Thompson & Spies, 2010). Alternative stable states may also be driven by hydrologic, microclimatic, or biogeochemical mechanisms; for example, postfire forest resilience may be impacted by changes to soil biogeochemistry and hydrological functioning (Ffolliott *et al.*, 2011; Smithwick, 2011).

Climate change may gradually alter the landscape of alternative states, having minimal impact on mature forests, but shifting conditions such that forests will be unlikely to reestablish following disturbance (Fig. 5). The probability of forest regeneration may be reduced by mechanisms such as reduced probabilities of seedling establishment under more arid conditions, reduced competitive advantage of seedlings relative to grasses or shrubs, or increases in disturbance frequency or severity. Although ecological theory points toward the risk that some forests may unlikely to return to their previous state following stand-clearing disturbance as a result of global change (Fig. 5), empirical evidence remains scant. In the southwestern United States, ponderosa pine forests meet the criteria for forests that may be vulnerable to climate change-induced catastrophic shifts and are often failing to reestablish following fire (Dore *et al.*, 2008; Roccaforte *et al.*, 2012); however, a climate change mechanism has not been demonstrated. Understanding the potential for climate change to dramatically alter or prevent postdisturbance recovery remains an important challenge.

Thus, based on empirical findings and theoretical concepts, community composition and ecosystem function of regenerating forests under climate change are likely to change, both quantitatively, and in terms of stability. Given that climate change, disturbance regimes, and community dynamics interact in complex ways to shape ecosystems, correctly predicting the behavior of forests over the next century will require greater understanding of the potential for altered community dynamics to dramatically impact carbon cycling, biogeochemistry, and ecosystem–atmosphere exchanges.

### Ecosystem and earth system model projections

Ecosystem and earth system models (ESMs) provide a means to project dynamically how ecosystems will be impacted by multiple interacting environmental changes over spatiotemporal scales that exceed the limits of observation and experimentation. ESMs vary in complexity from fully coupled global circulation

models (GCMs), which include two-way feedbacks between the land, atmosphere, and oceans to make predictions about climate, to simpler models with less interaction between the earth system components (e.g., one-way feedbacks to the atmosphere such as land-cover changes to net terrestrial CO<sub>2</sub> uptake). ESMs include land components embedded with physiological and biogeochemical mechanistic representations of the interactions between vegetation, the atmosphere, and either prognostic disturbances (i.e., fire) or prescribed disturbances (i.e., harvest). Vegetation is represented in terms of broadly defined plant functional types (PFTs; e.g., temperate conifers). When coupled with a specific class of ecosystem models (dynamic global vegetation models; DGVMs), processes are included that allow vegetation type to change based on climate conditions (e.g., forest to grassland or woodland). Recent advancements to some ESMs (CESM/CLM4.0, ORCHIDEE, TEM) now include dynamic response variables for the long-term physiological changes related to CO<sub>2</sub> and/or temperature (Krinner *et al.*, 2005; Thornton *et al.*, 2007; Zaehle & Friend, 2010). The complexity of these models, and the variety of factors upon which model predictions and associated uncertainty depend, preclude the possibility of any one model incorporating all of the known complexity of forest regeneration. However, for models to make predictions about forest recovery following disturbance, they need to be able to capture the interactive effects of changing environmental conditions and disturbance on forest recovery dynamics.

No model pays detailed attention to the roles of forest age and successional changes in species composition in shaping the dynamics of forest recovery. Rather, regenerating forests are generally parameterized as mature forests, although sometimes there are two age classes (e.g., fire BGC; Smithwick *et al.*, 2009), and carbon allocation to wood may vary dynamically with age (e.g., CLM4; Hudiburg *et al.*, 2013). We are aware of only one model where C allocation to nonwoody components or physiology changes dynamically with age (and this improves performance in describing age trajectories of woody productivity; Davi *et al.*, 2009). Changes in community composition (i.e., PFTs), physiological differences between early- and late- successional species, and age structure within a forest (Table 1) generally are not incorporated (exception is ED2; Medvigy *et al.*, 2009). As a result, models have difficulty accurately reproducing trajectories of change in biomass or other components of the C cycle associated with forest age (Table 1). Nevertheless, to the extent that forest responses are consistent across age classes (Fig. 3), models can predict productivity responses of young forests to elevated CO<sub>2</sub> and climate change. Simulated climate change effects on forest

growth vary by model, region, and climate change scenario; the direction of change in forest growth is expected to vary regionally and to depend on the course of atmospheric CO<sub>2</sub> and climate change (Kirilenko & Sedjo, 2007). For example, in lodgepole pine (*Pinus contorta*) forests regenerating from fire in the Yellowstone region, woody production, live biomass, N mineralization, and total ecosystem C are projected to increase under two different future climate scenarios, with percent increase depending on the climate scenario (Smithwick *et al.*, 2009). Thus, models demonstrate likely changes in forest productivity under future climates; however, without giving specific attention to changes in physiology and C allocation with forest age, they say little about the responses of regenerating forests specifically.

Because disturbance type, severity, size, and frequency affect postdisturbance C dynamics and biogeochemical cycling (Amiro *et al.*, 2010; Smithwick, 2011), future trajectories of forest recovery are likely to be driven by climate change–disturbance type interactions. In most models, disturbance events are generally implemented by altering forest biomass pools through removals (harvest), combustion (fire), or transfer of live to dead material (insect outbreaks), with the amount transferred scaled to disturbance severity. For fire and insect outbreaks, the timing of transfer of biomass to litter and forest floor components varies because tree death can occur slowly, and snag fall rates are dependent on a variety of factors including forest type (Campbell *et al.*, 2007; Edburg *et al.*, 2011). At this time, we are unaware of any model capable of representing the specific dynamics (e.g., recruitment, altered hydrology, or biogeochemistry) associated with distinct disturbance types, severities, and sizes. Therefore, models currently say little about how changing disturbance severity and size are likely to impact forests; however, they do reveal how altered disturbance frequency is likely to impact forests. For example, in the Yellowstone region, fire burn area and frequency are projected to increase under a range of future climate scenarios, quite possibly to the extent that current forest communities will have insufficient time to recover before the next fire event, making the current suite of conifer species unlikely to persist (Westerling *et al.*, 2011). Thus, models demonstrate that climate change is likely to have significant impacts on forested landscapes through its influence on disturbance regimes.

Despite their uncertainties, ESMs have demonstrated that forest recovery will be substantially altered under future climates. Rates of recovery will change, with direction and magnitude varying regionally and depending on future courses of atmospheric CO<sub>2</sub> and climate change. Altered disturbance regimes will inter-



act with altered recovery trajectories, at times driving biome shifts (Westerling *et al.*, 2011). In combination, the direct and indirect effects of climate change are predicted to have substantial impacts on regional C balances and forestry operations; for example, harvestable forest biomass in Canada is projected to be reduced 26–62% for the 21st century, depending on the model assumptions of predicted growth rate, soil carbon decay rate, and area burned by fire (Metsaranta *et al.*, 2011). However, specific representation of physiological and community changes associated with forest age (Table 1) will be required to understand how forest recovery trajectories will be altered by climate change (Fig. 1).

### Conclusions

As reviewed above, there is strong evidence that increasing atmospheric CO<sub>2</sub>, warming, and altered precipitation regimes will alter trajectories of forest recovery. This conclusion is supported by global patterns in both forest regrowth rates and biomass of mature forests (Fig. 2); responses of forests of various ages to CO<sub>2</sub>, temperature, and precipitation manipulation (Fig. 3; Tables S1–S3); observations of altered forest recovery under contemporary multivariate environmental change (Fig. 4); our understanding of successional community dynamics and alternative stable states (Fig. 5); and models. Because forests undergo major structural, physiological, biogeochemical, and compositional changes as they age (Table 1), it is logical that responses to climate change vary as a function of forest age (Fig. 3). Depending on differential responses of forests of different ages, climate change can impact rates of forest recovery, states of mature forests, and/or recovery pathways (Fig. 1, Table 2), and understanding the impact of climate change on forests therefore requires attention to the role of forest age (Fig. 1).

Through its influence on young forests, climate change will impact rates of forest recovery (Fig. 1, Table 2). Multiple lines of evidence point to accelerated regrowth in mesic northern forests under future climates (Figs 2–4; Tables S1–S2); however, responses of tropical forest regeneration rates to elevated CO<sub>2</sub> and increasing temperature remain uncertain. For forests globally, there is strong evidence that biomass accumulation rates will decrease under more arid conditions (Figs 2b and 3; Table S3) – sometimes to the point where forests may never recover (Fig. 5). Changes to rates of nutrient accumulation in biomass, biogeochemical cycling, and community change are likely to parallel responses of biomass accumulation rate (Table 2).

Climate change will also impact the state toward which forests converge as they age (Fig. 1; Table 2). A

challenge of central importance is in understanding how climate change responses of young forests – on which the majority of manipulative experiments have been performed (Tables S1–S3) – relate to the ultimate state of these ecosystems once they reach ‘maturity’ (Fig. 1). For instance, we do not know whether increased biomass accumulation in young forests will translate to increased biomass of old forests or whether these forests will simply attain maximum biomass faster. The effect of elevated CO<sub>2</sub> on mature forest biomass and total ecosystem C remains uncertain, although decreases in either are unlikely; meanwhile, elevated CO<sub>2</sub> is very likely to result in increased nutrient limitation (Fig. 3; Table S1). Likewise, it remains unclear how warming will affect mature forest biomass and ecosystem C stocks (Fig. 3); it is likely that aboveground C stocks will increase in northern climates (Fig. 2c) while soil C stocks decrease and N mineralization increases (Table S2). In contrast, changes in water availability have predictable effects; reduced water availability will reduce productivity, live biomass, and total ecosystem C stocks (Figs 2d and 3; Table S3). In all cases, altered community composition is very likely (Table S3). Responses of mature forest states to combined changes in CO<sub>2</sub>, temperature, and precipitation will vary regionally, and understanding how the states toward which future forests will converge as they recovery from disturbance (Fig. 1) remains an important challenge.

Climate change is also likely to impact pathways of forest recovery (Fig. 1; Table 2), which may occur through a variety of mechanisms including altered biogeochemistry (e.g., decreased N limitation during early stages due to increased N mineralization), changing biophysical constraints (e.g., reduced frequency of years with enough precipitation to support seedling establishment), or altered community dynamics. As reviewed above, different species within the same community commonly have substantially different responses to altered CO<sub>2</sub> or climate (Körner *et al.*, 2005; Mohan *et al.*, 2006, 2007; Seiler *et al.*, 2009; Dawes *et al.*, 2011), and consequent changes to community structure may impact ecosystem functioning in ways that cannot be predicted based solely on characteristic physiological responses of dominant taxa (Bolker *et al.*, 1995). For example, increased liana biomass under future climates could meaningfully reduce forest biomass (Phillips *et al.*, 2002; Mohan *et al.*, 2006; Ingwell *et al.*, 2010). Differential responses are likely to be most influential early in succession, when species turnover rate is highest and trees are most sensitive to environmental variation (Table 1), and may have an enduring influence on community composition and ecosystem function (D’Antonio & Vitousek, 1992; Bunker *et al.*, 2005; Beck *et al.*, 2011; Hooper *et al.*, 2012).

**Table 2** Probable climate change impacts on trajectories of several forest properties following disturbance (*sensu* Fig. 1)

Forest property	Expected response to climate change			Multivariate change	
	Recovery trajectory	Elevated CO <sub>2</sub>	Elevated temperature*		Altered water availability
Biomass	Rate of change	Very likely increase.	Very likely increase in temperate and boreal forests; Uncertain response in tropics.	Very likely increase with water availability/decrease with drought stress.	Likely increase in temperate and boreal forests (absent moisture stress); Likely decrease under drought stress; Uncertain response in tropics.
	Mature state	Uncertain (likely increase or no change)	Possible changes in some regions (e.g., increase in cold regions)	Very likely increase with water availability/decrease with drought stress.	Likely changes (region and time frame specific).
	Pathway	Likely changes driven by shifts in community dynamics, biogeochemistry, or biophysics.	Likely changes driven by shifts in community dynamics, biogeochemistry, or biophysics.	Likely changes driven by shifts in community dynamics, biogeochemistry, or biophysics.	Likely changes driven by shifts in community dynamics, biogeochemistry, or biophysics.
Total C stock	Rate of change	Very likely increases.	Likely increase in temperate and boreal forests; Uncertain response in tropics.	Very likely increase with water availability/decrease with drought stress.	Likely increase in temperate and boreal forests (absent moisture stress); Likely decrease under drought stress; Uncertain response in tropics.
	Mature state	Uncertain (likely increase or no change).	Very likely decrease in soil organic matter, possible increase in biomass carbon (higher latitudes). Net balance uncertain and likely region specific.	Very likely increase with water availability/decrease with drought stress.	Likely changes (region and time frame specific).
	Pathway	Likely changes driven by shifts in community dynamics, biogeochemistry, or biophysics.	Likely concurrent reductions in soil organic C and increases in biomass C.	Likely changes driven by shifts in community dynamics, biogeochemistry, or biophysics.	Likely changes driven by shifts in community dynamics, biogeochemistry, or biophysics (region- and time frame specific).
Biogeochemistry	Rate of change	Likely acceleration of nutrient accumulation in vegetation; Likely acceleration of C & N	Likely acceleration of nutrient accumulation in vegetation in northern forests; Likely acceleration of C & N cycling in temperate and boreal forests;	Likely acceleration of nutrient accumulation in vegetation with increased water availability/rate decrease with drought stress.	Likely acceleration of nutrient accumulation in vegetation in mesic northern forests; Likely rate decrease under drought stress; Uncertain response in tropics.

Table 2 (continued)

Forest property	Recovery trajectory	Expected response to climate change		
		Elevated CO <sub>2</sub>	Elevated temperature*	Altered water availability
Community composition	Mature state	cycling in temperate and boreal forests. Likely acceleration of C & N cycling in temperate and boreal forests; Likely decrease in soil N pool; Uncertainty changes total nutrient storage in vegetation.	Uncertain response in the tropics. Likely acceleration of C & N cycling in temperate and boreal forests; Likely decrease in soil N pool; Uncertain response in the tropics.	Likely decrease in nutrient limitation under drought stress.
	Pathway	Likely increase in nutrient limitation.	Likely concurrent reductions in soil N and increases in biomass N.	Likely increase in nutrient limitation in mesic forests.
Community composition	Rate of change	Likely acceleration of community change.	Likely acceleration of community change; Uncertain response in the tropics.	Likely acceleration in temperate and boreal forests (absent moisture stress); Uncertain response in tropics.
	Mature State	Very likely alteration of mature community composition driven by differential species responses; Likely increase in liana abundance.	Very likely alteration of mature community composition driven by differential species responses.	Very likely alteration of mature community composition driven by differential species responses; Likely increase in non-native species.
Community composition	Pathway	Very likely alteration driven by differential size- and species responses, sometimes causing shift to alternative state.	Very likely alteration driven by differential size- and species responses, sometimes causing shift to alternative state.	Very likely alteration driven by differential size- and species responses, sometimes causing shift to alternative state.

\*Elevated temperature responses assume no change in moisture stress; responses to changes in water availability are listed in 'Altered water availability' column. 'Rate of change' refers to the rate at which the forest approaches its mature state. 'Mature state' refers to the state to which forests converge as they age. 'Pathway' refers to the sequence of states through which any given ecosystem property passes and the relative amount of time spent in each.

In the most dramatic cases, altered successional pathways may result in catastrophic shifts to an alternate stable state (e.g., a forest to grassland transition; Fig. 5). There are documented instances where, following disturbance, young forests fail to establish or persist under conditions that are amenable to persistence of mature forests (Thompson & Spies, 2010; Roccaforte *et al.*, 2012). When these conditions are linked to climate, as they often are (e.g., sufficient moisture for seedling establishment, fire regime), climate change is likely to force a transition to an alternate stable state (Fig. 5). As a result, directional changes to forest ecosystems that would happen gradually in the absence of disturbance may be greatly accelerated by disturbance (Fig. 5).

There remain several important unanswered questions regarding the impact of climate change on the dynamics of forest recovery:

(1) *How does forest age modulate responses to climate change?* Forests of different ages have responded differently to climate manipulations (Fig. 3; Tables S1–S3); however, at this point climate manipulation experiments provide only circumstantial evidence of age differences in climate change response. Systematic comparison of responses of forests of different ages to experimental CO<sub>2</sub> or climate manipulation and to natural climate variability will be crucial to understanding and modeling climate change impacts on forests of all ages.

(2) *How will successional trajectories differ under future climates?* Beyond understanding how age modulates forest responses to climate change, we face the challenge of understanding how climate change will impact entire trajectories of forest recovery (Fig. 1). It is important to note that, because the climate history under which a stand has developed affects its current state and future trajectory, changes to entire trajectories cannot be understood simply by integrating across responses of forests different ages. Rather, it will be important to understand how altered biogeochemical dynamics and community composition shape successional pathways and the states toward which forests converge as they mature.

(3) *Where and when will state changes occur?* Climate change-driven regime shifts (Fig. 5) will have dramatic consequences, yet they remain difficult to document and predict. There is a need for experimental, observational, and modeling studies to identify the conditions under which such shifts are likely and the mechanisms through which they may occur.

(4) *How will tropical forest regeneration respond to climate change?* Although tropical forests are well represented in global-scale comparisons (Fig. 2), precipitation manipulation experiments (Table S3), and

long-term monitoring of mature forests (e.g., Chave *et al.*, 2008), we are aware of only one study manipulating CO<sub>2</sub> or temperature at the whole-tree level in a field setting in the tropics (Cheesman & Winter, 2012). This constrains our ability to predict climate change responses of tropical forests. Understanding how climate change will affect tropical forest regeneration is particularly important given the widespread use of slash-and-burn agriculture in the tropics and the significant role of tropical forest regrowth in the global C cycle (Pan *et al.*, 2011).

An additional challenge lies in improved representation of forest recovery dynamics in ESMs, which are currently simplistic in their treatment of forest recovery dynamics. Although detailed representation of forest recovery dynamics in global models is infeasible, we believe that two advances will be important to improving the treatment of forest regeneration. First, the most important stand age-dependent physiology and allocation strategies (driven by aging of dominant species and changes in species composition) should be identified and incorporated. This will allow improved representation of the dynamics of forest recovery in current and future climates. Importantly, this will help to identify situations where young forests fail to establish despite the persistence of their mature counterparts, suggesting climate change-driven regime shifts (Fig. 5). Second, although modeling individual species in ESMs is infeasible, it will be necessary to represent the consequences of demonstrated variability in species responses to climate change and inevitable resultant shifts in community composition and ecosystem processes. With changing community composition, the net ecosystem response may differ significantly from that which would be predicted based on mean characteristics of the original community (Bolker *et al.*, 1995). In the most dramatic cases, altered competitive interactions may result in a regime shift from forest to a grass- or shrub-dominated state (Fig. 5). Predicting regime shifts in ESMs will be particularly important, as these imply feedbacks to the climate system through altered C storage, albedo, and hydrology.

Changes in the dynamics of forest recovery following disturbance will result in potentially significant climate feedbacks. Altered disturbance–recovery dynamics may impact the C cycle enough to reverse the sign of a regional C cycle feedback (Kurz *et al.*, 2008; Running, 2008; Metsaranta *et al.*, 2011). Moreover, albedo and evapotranspiration are important components of the climate regulation services of ecosystems (Anderson-Teixeira *et al.*, 2012), change systematically over the course of forest recovery (Randerson *et al.*, 2006; Kirschbaum *et al.*, 2011; Jin *et al.*, 2012; O'Halloran *et al.*, 2012), and may shift substantially in response to climate change – partic-



ularly if the new community differs dramatically from the old (Beck *et al.*, 2011). Altered forest recovery dynamics will result in particularly strong feedbacks to climate change when a critical threshold is passed such that forests fail to recover (Fig. 5), resulting in dramatic reductions in C storage and altered biophysical properties. For example, in semiarid regions such as the US southwest, current forest communities may not be supported under future more arid conditions and may not re-establish following disturbance, resulting in a positive C cycle feedback (Breshears *et al.*, 2005; Williams *et al.*, 2010, 2013; Anderson-Teixeira *et al.*, 2011; Roccaforte *et al.*, 2012). Thus, recently disturbed forests may play a key role in shaping terrestrial feedbacks to climate change.

This review has demonstrated that the dynamics of forest recovery are likely to be significantly impacted by rising atmospheric CO<sub>2</sub> and climate change. This will have repercussions for biodiversity, climate, and even economics, as the forestry industry and emerging woody bioenergy industry stand to be affected by altered forest regeneration rates (Kirilenko & Sedjo, 2007; Metsaranta *et al.*, 2011; Hanewinkel *et al.*, 2013). Because the course of forest recovery shapes forest structure and function for decades or centuries, climate change impacts on secondary forests will have a lasting legacy. Although the proportion of recently disturbed forests is relatively small at any given time, disturbance eventually affects all forests, and the proportion of forests that have regenerated under altered climate conditions will steadily grow. In these ways, climate change will broadly impact forested regions through its influence on forest recovery dynamics.

## Acknowledgements

Thanks to Jonathan Thompson and Sean McMahon for helpful discussion and to three anonymous reviewers for helpful comments. This research was supported by DOE grant #DE-SC0008085 to KJAT, EHD, and BDD.

## References

- Ainsworth EA, Long SP (2005) What have we learned from 15 years of free-air CO<sub>2</sub> enrichment (FACE)? A meta-analytic review of the responses of photosynthesis, canopy properties and plant production to rising CO<sub>2</sub>. *New Phytologist*, **165**, 351.
- Alberti G, Inglima I, Arriga N *et al.* (2007) Changes in rainfall patterns in Mediterranean ecosystems: the MIND project. *Forest@ - Rivista di Selvicoltura ed Ecologia Forestale*, **4**, 460–468.
- Allen CD, Macalady AK, Chenchouni H *et al.* (2010) A global overview of drought and heat-induced tree mortality reveals emerging climate change risks for forests. *Forest Ecology and Management*, **259**, 660–684.
- Amiro BD, Orchansky AL, Barr AG *et al.* (2006) The effect of post-fire stand age on the boreal forest energy balance. *Agricultural and Forest Meteorology*, **140**, 41–50.
- Amiro BD, Barr AG, Barr JG *et al.* (2010) Ecosystem carbon dioxide fluxes after disturbance in forests of North America. *Journal of Geophysical Research*, **115**, G00K02.
- Anderson KJ (2007a) *Rates of change in ecosystem and community properties during succession*. PhD Dissertation; University of New Mexico, Albuquerque, NM.
- Anderson KJ (2007b) Temporal patterns in rates of community change during succession. *American Naturalist*, **169**, 780–793.
- Anderson KJ, Allen AP, Gillooly JF, Brown JH (2006) Temperature-dependence of biomass accumulation rates during secondary succession. *Ecology Letters*, **9**, 673–682.
- Anderson-Teixeira KJ, DeLucia EH (2011) The greenhouse gas value of ecosystems. *Global Change Biology*, **17**, 425–438.
- Anderson-Teixeira KJ, Vitousek PM (2012) Ecosystems. In: *Metabolic Ecology: a Scaling Approach* (eds. Sibley RM, Brown JH, Kodric-Brown A), pp. 99–111. Wiley-Blackwell, Chichester.
- Anderson-Teixeira KJ, Vitousek PM, Brown JH (2008) Amplified temperature dependence in ecosystems developing on the lava flows of Mauna Loa, Hawai'i. *PNAS*, **105**, 228–233.
- Anderson-Teixeira KJ, Delong JP, Fox AM, Brese DA, Litvak ME (2011) Differential responses of production and respiration to temperature and moisture drive the carbon balance across a climatic gradient in New Mexico. *Global Change Biology*, **17**, 410.
- Anderson-Teixeira KJ, Snyder PK, Twine TE, Cuadra SV, Costa MH, DeLucia EH (2012) Climate-regulation services of natural and agricultural ecoregions of the Americas. *Nature Climate Change*, **2**, 177–181.
- Babst F, Poulter B, Trouet V *et al.* (2013) Site- and species-specific responses of forest growth to climate across the European continent. *Global Ecology and Biogeography*, in press.
- Bader M, Hiltbrunner E, Körner C (2009) Fine root responses of mature deciduous forest trees to free air carbon dioxide enrichment (FACE). *Functional Ecology*, **23**, 913–921.
- Baker TR, Phillips OL, Malhi Y *et al.* (2004) Increasing biomass in Amazonian forest plots. *Philosophical Transactions of the Royal Society of London Series B-Biological Sciences*, **359**, 353–365.
- Baldocchi D (2008) "Breathing" of the terrestrial biosphere: lessons learned from a global network of carbon dioxide flux measurement systems. *Australian Journal of Botany*, **56**, 1–26.
- Barber VA, Juday GP, Finney BP (2000) Reduced growth of Alaskan white spruce in the twentieth century from temperature-induced drought stress. *Nature*, **405**, 668–673.
- Bauweraerts I, Wertin TM, Ameye M, McGuire MA, Teskey RO, Steppe K (2013) The effect of heat waves, elevated [CO<sub>2</sub>] and low soil water availability on northern red oak (*Quercus rubra* L.) seedlings. *Global Change Biology*, **19**, 517–528.
- Bazzaz F (1979) Physiological ecology of plant succession. *Annual Review of Ecology and Systematics*, **10**, 351–371.
- Bazzaz F (1990) The response of natural ecosystems to the rising global CO<sub>2</sub> levels. *Annual Review of Ecology and Systematics*, **21**, 167–196.
- Bazzaz FA, Miao SL (1993) Successional status, seed size, and responses of tree seedlings to CO<sub>2</sub>, light, and nutrients. *Ecology*, **74**, 104–112.
- Bazzaz FA, Pickett STA (1980) Physiological ecology of tropical succession: a comparative review. *Annual Review of Ecology and Systematics*, **11**, 287–310.
- Beck PSA, Goetz SJ, Mack MC, Alexander HD, Jin Y, Randerson JT, Lorantny MM (2011) The impacts and implications of an intensifying fire regime on Alaskan boreal forest composition and albedo. *Global Change Biology*, **17**, 2853–2866.
- Becker M (1989) The role of climate on present and past vitality of silver fir forests in the Vosges mountains of northeastern France. *Canadian journal of forest research*, **19**, 1110–1117.
- Becker M, Nieminen T, G eremia F (1994) Short-term variations and long-term changes in oak productivity in northeastern France. The role of climate and atmospheric CO<sub>2</sub>. *Annales des Sciences Foresti eres*, **51**, 477–492.
- Beier C, Beierkuhnlein C, Wohlgemuth T *et al.* (2012) Precipitation manipulation experiments – challenges and recommendations for the future. *Ecology Letters*, **15**, 899–911.
- Bergh J, Linder S, Lundmark T, Elfving B (1999) The effect of water and nutrient availability on the productivity of Norway spruce in northern and southern Sweden. *Forest Ecology and Management*, **119**, 51–62.
- Boisvenue C, Running SW (2006) Impacts of climate change on natural forest productivity – evidence since the middle of the 20th century. *Global Change Biology*, **12**, 862–882.
- Bolker BM, Pacala SW, Bazzaz FA, Canham CD, Levin SA (1995) Species diversity and ecosystem response to carbon dioxide fertilization: conclusions from a temperate forest model. *Global Change Biology*, **1**, 373–381.
- Bormann FJ, Likens GE (1994) *Pattern and Process in a Forested Ecosystem: disturbance, Development, and the Steady State Based on the Hubbard Brook Ecosystem Study*. Springer-Verlag, Berlin.
- Breshears DD, Cobb NS, Rich PM *et al.* (2005) Regional vegetation die-off in response to global-change-type drought. *Proceedings of the National Academy of Sciences of the United States of America*, **102**, 15144–15148.

- Bronson DR, Gower ST (2010) Ecosystem warming does not affect photosynthesis or aboveground autotrophic respiration for boreal black spruce. *Tree Physiology*, **30**, 441–449.
- Bronson DR, Gower ST, Tanner M, Linder S, Van Herk I (2008) Response of soil surface CO<sub>2</sub> flux in a boreal forest to ecosystem warming. *Global Change Biology*, **14**, 856–867.
- Bronson DR, Gower ST, Tanner M, Van Herk I (2009) Effect of ecosystem warming on boreal black spruce bud burst and shoot growth. *Global Change Biology*, **15**, 1534–1543.
- Brown S, Lugo A (1982) The storage and production of organic matter in tropical forests and their role in the global carbon cycle. *Biotropica*, **14**, 161–187.
- Brown JH, Brown TE, Lomolino M (1998) *Biogeography*. 2 Sub. Sinauer Associates, Sunderland, MA.
- Bunker DE, DeClerck F, Bradford JC, Colwell RK, Perfecto I, Phillips OL *et al.* (2005) Species loss and aboveground carbon storage in a tropical forest. *Science*, **310**, 1029–1031.
- Butler S, Melillo J, Johnson J *et al.* (2012) Soil warming alters nitrogen cycling in a New England forest: implications for ecosystem function and structure. *Oecologia*, **168**, 819–828.
- Campbell J, Donato D, Azuma D, Law B (2007) Pyrogenic carbon emission from a large wildfire in Oregon United States. *Journal of Geophysical Research*, **112**, G04014.
- Carney KM, Hungate BA, Drake BG, Megonigal JP (2007) Altered soil microbial community at elevated CO<sub>2</sub> leads to loss of soil carbon. *PNAS*, **104**, 4990–4995.
- Ceulemans R, Mousseau M (1994) Tansley Review No. 71 Effects of elevated atmospheric CO<sub>2</sub> on woody plants. *New Phytologist*, **127**, 425–446.
- Chave J, Condit R, Muller-Landau HC *et al.* (2008) Assessing evidence for a pervasive alteration in tropical tree communities. *PLoS Biology*, **6**, e45.
- Cheesman AW, Winter K (2013) Elevated night-time temperatures increase growth in seedlings of two tropical pioneer tree species. *New Phytologist*, **197**, 1185–1192.
- Clark DA (2002) Are tropical forests an important carbon sink? Reanalysis of the long-term plot data. *Ecological Applications*, **12**, 3–7.
- Clark DB, Clark DA, Oberbauer SF (2010) Annual wood production in a tropical rain forest in NE Costa Rica linked to climatic variation but not to increasing CO<sub>2</sub>. *Global Change Biology*, **16**, 747–759.
- Claus A, George E (2005) Effect of stand age on fine-root biomass and biomass distribution in three European forest chronosequences. *Canadian Journal of Forest Research*, **35**, 1617–1625.
- Cleveland CC, Wieder WR, Reed SC, Townsend AR (2010) Experimental drought in a tropical rain forest increases soil carbon dioxide losses to the atmosphere. *Ecology*, **91**, 2313–2323.
- Cole CT, Anderson JE, Lindroth RL, Waller DM (2010) Rising concentrations of atmospheric CO<sub>2</sub> have increased growth in natural stands of quaking aspen (*Populus tremuloides*). *Global Change Biology*, **16**, 2186–2197.
- Comstedt D, Boström B, Marshall J, Holm A, Slaney M, Linder S, Ekblad A (2006) Effects of elevated atmospheric carbon dioxide and temperature on soil respiration in a boreal forest using <sup>13</sup>C as a labeling tool. *Ecosystems*, **9**, 1266–1277.
- Conant RT, Klopatek JM, Klopatek CC (2000) Environmental factors controlling soil respiration in three semiarid ecosystems. *Soil Science Society of America Journal*, **64**, 383.
- Curtis PS, Wang X (1998) A meta-analysis of elevated CO<sub>2</sub>: effects on woody plant mass, form, and physiology. *Oecologia*, **113**, 299–313.
- Dale VH, Joyce LA, McNulty S *et al.* (2001) Climate change and forest disturbances. *BioScience*, **51**, 723–734.
- D'Antonio CM, Vitousek PM (1992) Biological invasions by exotic grasses, the grass/fire cycle, and global change. *Annual Review of Ecology and Systematics*, **23**, 63–87.
- Davi H, Barbaroux C, Francois C, Dufrene E (2009) The fundamental role of reserves and hydraulic constraints in predicting LAI and carbon allocation in forests. *Agricultural and Forest Meteorology*, **149**, 349–361.
- Davidson EA, de Carvalho CJR, Figueira AM *et al.* (2007) Recuperation of nitrogen cycling in Amazonian forests following agricultural abandonment. *Nature*, **447**, 995–998.
- Dawes MA, Hättenschwiler S, Bebi P, Hagedorn F, Handa IT, Körner C, Rixen C (2011) Species-specific tree growth responses to 9 years of CO<sub>2</sub> enrichment at the alpine treeline. *Journal of Ecology*, **99**, 383–394.
- De Graaff M-A, Van Groenigen K-J, Six J, Hungate B, Van Kessel C (2006) Interactions between plant growth and soil nutrient cycling under elevated CO<sub>2</sub>: a meta-analysis. *Global Change Biology*, **12**, 2077.
- de Visser PHB, Beier C, Rasmussen L, Kreuzer K, Steinberg N, Bredemeier M *et al.* (1994) Biological response of five forest ecosystems in the EXMAN project to input changes of water, nutrients and atmospheric loads. *Forest Ecology and Management*, **68**, 15–29.
- DeLucia EH, Hamilton JG, Naidu SL *et al.* (1999) Net primary production of a forest ecosystem with experimental CO<sub>2</sub> enrichment. *Science*, **284**, 1177–1179.
- Delzon S, Loustau D (2005) Age-related decline in stand water use: sap flow and transpiration in a pine forest chronosequence. *Agricultural and Forest Meteorology*, **129**, 105–119.
- Didham RK, Watts CH, Norton DA (2005) Are systems with strong underlying abiotic regimes more likely to exhibit alternative stable states? *Oikos*, **110**, 409–416.
- Dieleman WIJ, Vicca S, Dijkstra FA *et al.* (2012) Simple additive effects are rare: a quantitative review of plant biomass and soil process responses to combined manipulations of CO<sub>2</sub> and temperature. *Global Change Biology*, **18**, 2681–2693.
- Dijkstra P, Hymus G, Colavito D *et al.* (2002) Elevated atmospheric CO<sub>2</sub> stimulates aboveground biomass in a fire-regenerated scrub-oak ecosystem. *Global Change Biology*, **8**, 90–103.
- Dillenburg LR, Teramura AH, Forseth IN, Whigham DF (1995) Photosynthetic and biomass allocation responses of *Liquidambar styraciflua* (Hamamelidaceae) to vine competition. *American journal of botany*, **82**, 454–461.
- Donnegan JA, Rebertus AJ (1999) Rates and mechanisms of subalpine forest succession along an environmental gradient. *Ecology*, **80**, 1370–1384.
- Dore S, Kolb TE, Montes-Helu M *et al.* (2008) Long-term impact of a stand-replacing fire on ecosystem CO<sub>2</sub> exchange of a ponderosa pine forest. *Global Change Biology*, **14**, 1801–1820.
- Drake JE, Raetz LM, Davis SC, DeLucia EH (2010) Hydraulic limitation not declining nitrogen availability causes the age-related photosynthetic decline in loblolly pine (*Pinus taeda* L.). *Plant, Cell and Environment*, **33**, 1756–1766.
- Drake JE, Davis SC, Raetz LM, DeLucia EH (2011a) Mechanisms of age-related changes in forest production: the influence of physiological and successional changes. *Global Change Biology*, **17**, 1522–1535.
- Drake JE, Gallet-Budyniek A, Hofmocker KS *et al.* (2011b) Increases in the flux of carbon belowground stimulate nitrogen uptake and sustain the long-term enhancement of forest productivity under elevated CO<sub>2</sub>. *Ecology Letters*, **14**, 349.
- Duval BD (2010) *The Impact of Elevated CO<sub>2</sub> on N<sub>2</sub> Fixation and Ecosystem Level Element Cycling*. PhD; Northern Arizona University, Flagstaff, AZ.
- Edburg SL, Hicke JA, Lawrence DM, Thornton PE (2011) Simulating coupled carbon and nitrogen dynamics following mountain pine beetle outbreaks in the western United States. *Journal of Geophysical Research*, **116**, G04033.
- Enquist BJ, West GB, Brown JH (2009) Extensions and evaluations of a general quantitative theory of forest structure and dynamics. *Proceedings of the National Academy of Sciences*, **106**, 7046–7051.
- Evangelista PH, Kumar S, Stohlgren TJ, Young NE (2011) Assessing forest vulnerability and the potential distribution of pine beetles under current and future climate scenarios in the Interior West of the US. *Forest Ecology and Management*, **262**, 307–316.
- Feeley KJ, Davies SJ, Ashton PS, Bunyavejchewin S, Supardi MNN, Kassim AR *et al.* (2007a) The role of gap phase processes in the biomass dynamics of tropical forests. *Proceedings of the Royal Society B*, **274**, 2857–2864.
- Feeley KJ, Joseph Wright S, Nur Supardi MN, Kassim AR, Davies SJ (2007b) Decelerating growth in tropical forest trees. *Ecology Letters*, **10**, 461–469.
- Feeley KJ, Davies SJ, Perez R, Hubbell SP, Foster RB (2011) Directional changes in the species composition of a tropical forest. *Ecology*, **92**, 871–882.
- Ferrell WK, Woodard ES (1966) Effects of Seed Origin on Drought Resistance of Douglas-Fir (*Pseudotsuga Menziesii*) (Mirb.) Franco. *Ecology*, **47**, 499–503.
- Ffolliott PF, Stropki CL, Chen H, Neary DG (2011) *The 2002 Rodeo-Chediski Wildfire's Impacts on Southwestern Ponderosa Pine Ecosystems, Hydrology, and Fuels*. U.S. Department of Agriculture, Forest Service, Rocky Mountain Research Station, Fort Collins, CO.
- Finegan B (1984) Forest succession. *Nature*, UK, **312**, 109–114.
- Finegan B (1996) Pattern and process in neotropical secondary rain forests: the first 100 years of succession. *Trends in Ecology and Evolution*, **11**, 119–124.
- Foster JR, Burton JI, Forrester JA *et al.* (2010) Evidence for a recent increase in forest growth is questionable. *PNAS*, **107**, E86–E87.
- Fowells HA, Stark NB (1965) . Natural regeneration in relation to environment in the mixed conifer forest type of California. Pacific Southwest Forest and Range Experiment Station, Forest Service, US Department of Agriculture, 1965.
- Fukami T, Nakajima M (2011) Community assembly: alternative stable states or alternative transient states? *Ecology Letters*, **14**, 973–984.
- Gilliam FS (2007) The ecological significance of the herbaceous layer in temperate forest ecosystems. *BioScience*, **57**, 845–858.
- Goulden ML, McMillan AMS, Winston GC, Rocha AV, Manies KL, Harden JW, Bond-Lamberty BP (2011) Patterns of NPP, GPP, respiration, and NEP during boreal forest succession. *Global Change Biology*, **17**, 855–871.
- Gower ST, McMurtrie RE, Murty D (1996) Aboveground net primary production decline with stand age: potential causes. *Trends in Ecology and Evolution*, **11**, 378.

- Graumlich LJ, Brubaker LB, Grier CC (1989) Long-term trends in forest net primary productivity: cascade mountains, Washington. *Ecology*, **70**, 405–410.
- Grimm V, Wissel C (1997) Babel, or the ecological stability discussions: an inventory and analysis of terminology and a guide for avoiding confusion. *Oecologia*, **109**, 323–334.
- Hall AR, Miller AD, Leggett HC, Roxburgh SH, Buckling A, Shea K (2012) Diversity–disturbance relationships: frequency and intensity interact. *Biology Letters*, **8**, 768–771.
- Hanewinkel M, Cullmann DA, Schelhaas M-J, Nabuurs G-J, Zimmermann NE (2013) Climate change may cause severe loss in the economic value of European forest land. *Nature Climate Change*, **3**, 203–207.
- Hanson PJ, Todd DE, Amthor JS (2001) A six-year study of sapling and large-tree growth and mortality responses to natural and induced variability in precipitation and throughfall. *Tree Physiology*, **21**, 345–358.
- Hättenschwiler ST, Körner CH (2000) Tree seedling responses to *in situ* CO<sub>2</sub>-enrichment differ among species and depend on understorey light availability. *Global Change Biology*, **6**, 213–226.
- Hember RA, Kurz WA, Metsaranta JM, Black TA, Guy RD, Coops NC (2012) Accelerating regrowth of temperate-maritime forests due to environmental change. *Global Change Biology*, **18**, 2026–2040.
- Hicke JA, Allen CD, Desai AR *et al.* (2011) Effects of biotic disturbances on forest carbon cycling in the United States and Canada. *Global Change Biology*, **18**, 7–34.
- Hooper DU, Adair EC, Cardinale BJ *et al.* (2012) A global synthesis reveals biodiversity loss as a major driver of ecosystem change. *Nature*, **486**, 105–108.
- Hoosbeek MR, Lukac M, Velthorst E, Smith AR, Godbold DL (2011) Free atmospheric CO<sub>2</sub> enrichment increased above ground biomass but did not affect symbiotic N<sub>2</sub>-fixation and soil carbon dynamics in a mixed deciduous stand in Wales. *Biogeosciences*, **8**, 353–364.
- Hudiburg TW, Law BE, Thornton PE (2013) Evaluation and improvement of the Community Land Model (CLM 4.0) in Oregon forests. *Biogeosciences*, **10**, 453–470.
- Hungate BA, Dijkstra P, Johnson DW, Hinkle CR, Drake BG (1999) Elevated CO<sub>2</sub> increases nitrogen fixation and decreases soil nitrogen mineralization in Florida scrub oak. *Global Change Biology*, **5**, 781–789.
- Hungate BA, Stiling PD, Dijkstra P *et al.* (2004) CO<sub>2</sub> elicits long-term decline in nitrogen fixation. *Science*, **304**, 1291–1291.
- Hurt G, Chini L, Froking S *et al.* (2011) Harmonization of land-use scenarios for the period 1500–2100: 600 years of global gridded annual land-use transitions, wood harvest, and resulting secondary lands. *Climatic Change*, **109**, 117–161.
- Hyvönen R, Ågren GI, Linder S *et al.* (2007) The likely impact of elevated [CO<sub>2</sub>], nitrogen deposition, increased temperature and management on carbon sequestration in temperate and boreal forest ecosystems: a literature review. *New Phytologist*, **173**, 463–480.
- Ingwell LL, Joseph Wright S, Becklund KK, Hubbell SP, Schnitzer SA (2010) The impact of lianas on 10 years of tree growth and mortality on Barro Colorado Island, Panama. *Journal of Ecology*, **98**, 879–887.
- IPCC (2007) *Climate Change 2007: the Physical Science Basis*. Contribution of working group I to the fourth assessment report of the intergovernmental panel on climate change. Cambridge University Press, Cambridge.
- Iversen CM (2010) Digging deeper: fine-root responses to rising atmospheric CO<sub>2</sub> concentration in forested ecosystems. *New Phytologist*, **186**, 346–357.
- Jin Y, Randerson JT, Goulden ML, Goetz SJ (2012) Post-fire changes in net shortwave radiation along a latitudinal gradient in boreal North America. *Geophysical Research Letters*, **39**, L13403.
- Jobbágy EG, Jackson RB (2000) The vertical distribution of soil organic carbon and its relation to climate and vegetation. *Ecological Applications*, **10**, 423–436.
- Johnson C, Zarin D, Johnson A (2000) Post-disturbance aboveground biomass accumulation in global secondary forests. *Ecology*, **81**, 1395–1401.
- Keith H, Mackey BG, Lindenmayer DB (2009) Re-evaluation of forest biomass carbon stocks and lessons from the world's most carbon-dense forests. *Proceedings of the National Academy of Sciences*, **106**, 11635–11640.
- Kerstiens G (1998) Shade-tolerance as a predictor of responses to elevated CO<sub>2</sub> in trees. *Physiologia Plantarum*, **102**, 472–480.
- Kerstiens G (2001) Meta-analysis of the interaction between shade-tolerance, light environment and growth response of woody species to elevated CO<sub>2</sub>. *Acta Oecologica*, **22**, 61–69.
- Kirilenko AP, Sedjo RA (2007) Climate change impacts on forestry. *PNAS*, **104**, 19697–19702.
- Kirschbaum MUF, Whitehead D, Dean SM, Beets PN, Shepherd JD, Ausseil A-GE (2011) Implications of albedo changes following afforestation on the benefits of forests as carbon sinks. *Biogeosciences*, **8**, 3687–3696.
- Körner C, Asshoff R, Bignucolo O *et al.* (2005) Carbon flux and growth in mature deciduous forest trees exposed to elevated CO<sub>2</sub>. *Science*, **309**, 1360–1362.
- Krinner G, Viovy N, Noblet-Ducoudré N *et al.* (2005) A dynamic global vegetation model for studies of the coupled atmosphere-biosphere system. *Global Biogeochemical Cycles*, **19**, GB1015.
- Kubiske ME, Pregitzer KS (1996) Effects of elevated CO<sub>2</sub> and light availability on the photosynthetic light response of trees of contrasting shade tolerance. *Tree Physiology*, **16**, 351–358.
- Kurz WA, Dymond CC, Stinson G *et al.* (2008) Mountain pine beetle and forest carbon feedback to climate change. *Nature*, **452**, 987.
- Lamarche VC, Graybill DA, Fritts HC, Rose MR (1984) Increasing atmospheric carbon dioxide: tree ring evidence for growth enhancement in natural vegetation. *Science*, **225**, 1019–1021.
- Langley JA, McKinley DC, Wolf AA, Hungate BA, Drake BG, Megonigal JP (2009) Priming depletes soil carbon and releases nitrogen in a scrub-oak ecosystem exposed to elevated CO<sub>2</sub>. *Soil Biology and Biochemistry*, **41**, 54–60.
- Larjavaara M, Müller-Landau HC (2012) Temperature explains global variation in biomass among humid old-growth forests. *Global Ecology and Biogeography*, **21**, 998–1006.
- Law BE, Sun OJ, Campbell J, Tuyt SV, Thornton PE (2003) Changes in carbon storage and fluxes in a chronosequence of ponderosa pine. *Global Change Biology*, **9**, 510–524.
- LeDuc SD, Rothstein DE (2010) Plant-available organic and mineral nitrogen shift in dominance with forest stand age. *Ecology*, **91**, 708–720.
- Lewis SL, Lopez-Gonzalez G, Sonke B *et al.* (2009) Increasing carbon storage in intact African tropical forests. *Nature*, **457**, 1003.
- Li D, Niu S, Luo Y (2012) *Global Patterns of the Dynamics of Soil Carbon and Nitrogen Stocks Following Afforestation: a Meta-Analysis*. New Phytologist.
- Lichstein JW, Wirth C, Horn HS, Pacala SW (2009) Biomass chronosequences of United States forests: implications for carbon storage and forest management. In: *Old-Growth Forests, Ecological Studies* (eds Wirth C, Gleixner G, Heimann M), pp. 301–341. Springer, Berlin, Heidelberg.
- Liu HP, Randerson JT, Lindfors J, Chapin FS (2005) Changes in the surface energy budget after fire in boreal ecosystems of interior Alaska: an annual perspective. *Journal of Geophysical Research-Atmospheres*, **110**, D13101.
- Lu M, Zhou X, Yang Q *et al.* (2012) Responses of ecosystem carbon cycle to experimental warming: a meta-analysis. *Ecology*, in press.
- Luo Y, Su B, Currie WS *et al.* (2004) Progressive nitrogen limitation of ecosystem responses to rising atmospheric carbon dioxide. *BioScience*, **54**, 731–739.
- Luyssaert S, Inglima I, Jung M *et al.* (2007) CO<sub>2</sub> balance of boreal, temperate, and tropical forests derived from a global database. *Global Change Biology*, **13**, 2509–2537.
- Luyssaert S, Schulze ED, Börner A *et al.* (2008) Old-growth forests as global carbon sinks. *Nature*, **455**, 213.
- Mack MC, D'Antonio CM (1998) Impacts of biological invasions on disturbance regimes. *Trends in Ecology and Evolution*, **13**, 195–198.
- Maness H, Kushner PJ, Fung I (2012) Summertime climate response to mountain pine beetle disturbance in British Columbia. *Nature Geoscience*, **6**, 65–70.
- Marin-Spiotta E, Cusack D, Ostertag R, Silver W (2008) Trends in above and below-ground carbon with forest regrowth after agricultural abandonment in the neotropics. In: *Post-Agricultural Succession in the Neotropics* (ed. Myster RW), pp 22–72. Springer, New York, NY.
- McCarthy HR, Oren R, Johnsen KH *et al.* (2010) Re-assessment of plant carbon dynamics at the Duke free-air CO<sub>2</sub> enrichment site: interactions of atmospheric [CO<sub>2</sub>] with nitrogen and water availability over stand development. *New Phytologist*, **185**, 514–528.
- McKinley DC, Romero JC, Hungate BA, Drake BG, Megonigal JP (2009) Does deep soil N availability sustain long-term ecosystem responses to elevated CO<sub>2</sub>? *Global Change Biology*, **15**, 2035–2048.
- McMahon SM, Parker GG, Miller DR (2010a) Evidence for a recent increase in forest growth. *Proceedings of the National Academy of Sciences*, **107**, 3611–3615.
- McMahon SM, Parker GG, Miller DR (2010b) Reply to Foster *et al.*: using a forest to measure trees: determining which vital rates are responding to climate change. *PNAS*, **107**, E88–E89.
- McMillan AMS, Winston GC, Goulden ML (2008) Age-dependent response of boreal forest to temperature and rainfall variability. *Global Change Biology*, **14**, 1904–1916.
- Medvigy D, Wofsy SC, Munger JW, Hollinger DY, Moorcroft PR (2009) Mechanistic scaling of ecosystem function and dynamics in space and time: ecosystem demography model version 2. *Journal of Geophysical Research*, **114**, G01002.
- Melillo JM, Steudler PA, Aber JD *et al.* (2002) Soil warming and carbon-cycle feedbacks to the climate system. *Science*, **298**, 2173–2176.
- Melillo JM, Butler S, Johnson J *et al.* (2011) Soil warming, carbon-nitrogen interactions, and forest carbon budgets. *Proceedings of the National Academy of Sciences*, **108**, 9508–9512.



- Metsaranta JM, Dymond CC, Kurz WA, Spittlehouse DL (2011) Uncertainty of 21st century growing stocks and GHG balance of forests in British Columbia, Canada resulting from potential climate change impacts on ecosystem processes. *Forest Ecology and Management*, **262**, 827–837.
- Miller AD, Roxburgh SH, Shea K (2011) How frequency and intensity shape diversity–disturbance relationships. *PNAS*, **108**, 5643–5648.
- Mohan JE, Ziska LH, Schlesinger WH, Thomas RB, Sicher RC, George K, Clark JS (2006) Biomass and toxicity responses of poison ivy (*Toxicodendron radicans*) to elevated atmospheric CO<sub>2</sub>. *PNAS*, **103**, 9086–9089.
- Mohan JE, Clark JS, Schlesinger WH (2007) Long-term CO<sub>2</sub> enrichment of a forest ecosystem: implications for forest regeneration and succession. *Ecological Applications*, **17**, 1198–1212.
- Moles AT, Flores-Moreno H, Bonser SP *et al.* (2012) Invasions: the trail behind, the path ahead, and a test of a disturbing idea. *Journal of Ecology*, **100**, 116–127.
- Nepstad DC, Moutinho P, Dias-Filho MB *et al.* (2002) The effects of partial throughfall exclusion on canopy processes, aboveground production, and biogeochemistry of an Amazon forest. *Journal of Geophysical Research*, **107**, 8085.
- Nepstad DC, Tohver IM, Ray D, Moutinho P, Cardinot G (2007) Mortality of large trees and lianas following experimental drought in an Amazon forest. *Ecology*, **88**, 2259–2269.
- Nilsson M-C, Wardle DA (2005) Understorey vegetation as a forest ecosystem driver: evidence from the northern Swedish boreal forest. *Frontiers in Ecology and the Environment*, **3**, 421–428.
- Norby RJ, Zak DR (2011) Ecological lessons from free-air CO<sub>2</sub> enrichment (FACE) experiments. *Annual Review of Ecology, Evolution, and Systematics*, **42**, 181–203.
- Norby RJ, DeLucia EH, Gielen B *et al.* (2005) Forest response to elevated CO<sub>2</sub> is conserved across a broad range of productivity. *Proceedings of the National Academy of Sciences of the United States of America*, **102**, 18052–18056.
- Norby RJ, Warren JM, Iversen CM, Medlyn BE, McMurtrie RE (2010) CO<sub>2</sub> enhancement of forest productivity constrained by limited nitrogen availability. *Proceedings of the National Academy of Sciences*, **107**, 19368–19373.
- Odion DC, Moritz MA, DellaSala DA (2010) Alternative community states maintained by fire in the Klamath Mountains, USA. *Journal of Ecology*, **98**, 96–105.
- O'Halloran TL, Law BE, Goulden ML *et al.* (2012) Radiative forcing of natural forest disturbances. *Global Change Biology*, **18**, 555–565.
- Oren R, Ellsworth DS, Johnsen KH *et al.* (2001) Soil fertility limits carbon sequestration by forest ecosystems in a CO<sub>2</sub>-enriched atmosphere. *Nature*, **411**, 469–472.
- Pan Y, Birdsey RA, Fang J *et al.* (2011) A large and persistent carbon sink in the world's forests. *Science*, **333**, 988–993.
- Pendall E, Bridgman S, Hanson PJ *et al.* (2004) Below-ground process responses to elevated CO<sub>2</sub> and temperature: a discussion of observations, measurement methods, and models. *New Phytologist*, **162**, 311–322.
- Peñuelas J, Filella L, Tognetti R (2001) Leaf mineral concentrations of *Erica arborea*, *Juniperus communis* and *Myrtus communis* growing in the proximity of a natural CO<sub>2</sub> spring. *Global Change Biology*, **7**, 291–301.
- Phillips OL, Vásquez Martínez R, Arroyo L *et al.* (2002) Increasing dominance of large lianas in Amazonian forests. *Nature*, **418**, 770–774.
- Plaut JA, Yezzer EA, Hill J, Pangle R, Sperry JS, Pockman WT, McDowell N (2012) Hydraulic limits preceding mortality in a piñon-juniper woodland under experimental drought. *Plant, Cell and Environment*, **35**, 1601–1617.
- Prach K, Rehouková K (2006) Vegetation succession over broad geographical scales: which factors determine the patterns? *Preslia*, **78**, 469–480.
- Prach K, Pyšek P, Jarosik V (2007) Climate and pH as determinants of vegetation succession in Central European man-made habitats. *Journal of Vegetation Science*, **18**, 701–710.
- Pregitzer KS, Euskirchen ES (2004) Carbon cycling and storage in world forests: biome patterns related to forest age. *Global Change Biology*, **10**, 2052–2077.
- Raich JW, Schlesinger WH (1992) The global carbon dioxide flux in soil respiration and its relationship to vegetation and climate. *Tellus B*, **44**, 81–99.
- Randerson JT, Liu H, Flanner MG *et al.* (2006) The impact of boreal forest fire on climate warming. *Science*, **314**, 1130–1132.
- Richter S, Kipfer T, Wohlgemuth T, Calderón Guerrero C, Ghazoul J, Moser B (2012) Phenotypic plasticity facilitates resistance to climate change in a highly variable environment. *Oecologia*, **169**, 269–279.
- Roberts S, Vertessy R, Grayson R (2001) Transpiration from *Eucalyptus sieberi* (L. Johnson) forests of different age. *Forest Ecology and Management*, **143**, 153–161.
- Roccaforte JP, Fulé PZ, Chancellor WW, Laughlin DC (2012) Woody debris and tree regeneration dynamics following severe wildfires in Arizona ponderosa pine forests. *Canadian Journal of Forest Research*, **42**, 593–604.
- Rollinson CR (2010) *Simulated Climate Change Alters Post-Clear Cut Forest Vegetation Communities*. M.S.; Penn State University, State College, PA.
- Rollinson CR, Kaye MW (2011) Experimental warming alters spring phenology of certain plant functional groups in an early-successional forest community. *Global Change Biology*, **18**, 1108–1116.
- Romme WH, Knight DH (1981) Fire frequency and subalpine forest succession along a topographic gradient in Wyoming. *Ecology*, **62**, 319–326.
- Running SW (2008) Ecosystem disturbance, carbon, and climate. *Science*, **321**, 652–653.
- Russell AE, Raich JW (2012) Rapidly growing tropical trees mobilize remarkable amounts of nitrogen, in ways that differ surprisingly among species. *PNAS*, **109**, 10398–10402.
- Rustad L, Campbell J, Marion G *et al.* (2001) A meta-analysis of the response of soil respiration, net nitrogen mineralization, and aboveground plant growth to experimental ecosystem warming. *Oecologia*, **126**, 543–562.
- Salzer MW, Hughes MK, Bunn AG, Kipfmüller KF (2009) Recent unprecedented tree-ring growth in bristlecone pine at the highest elevations and possible causes. *PNAS*, **106**, 20348–20353.
- Sasek TW, Strain BR (1990) Implications of atmospheric CO<sub>2</sub> enrichment and climatic change for the geographical distribution of two introduced vines in the U.S.A. *Climatic Change*, **16**, 31–51.
- Savage M, Mast JN (2005) How resilient are southwestern ponderosa pine forests after crown fires? *Canadian Journal of Forest Research*, **35**, 967–977.
- Saxe H, Ellsworth DS, Heath J (1998) Tree and forest functioning in an enriched CO<sub>2</sub> atmosphere. *New Phytologist*, **139**, 395–436.
- Scheffer M, Carpenter S, Foley JA, Folke C, Walker B (2001) Catastrophic shifts in ecosystems. *Nature*, **413**, 591–596.
- Scheffer M, Hirota M, Holmgren M, Nes EHV, Chapin FS (2012) Thresholds for boreal biome transitions. *PNAS*, **109**, 21384–21389.
- Schnitzer SA, Bongers F (2011) Increasing liana abundance and biomass in tropical forests: emerging patterns and putative mechanisms. *Ecology Letters*, **14**, 397–406.
- Schnitzer SA, Carson WP (2010) Lianas suppress tree regeneration and diversity in treefall gaps. *Ecology Letters*, **13**, 849–857.
- Schröder A, Persson L, De Roos AM (2005) Direct experimental evidence for alternative stable states: a review. *Oikos*, **110**, 3–19.
- Schuld B, Leuschner C, Horna V, Moser G, Köhler M, van Straaten O, Barus H (2011) Change in hydraulic properties and leaf traits in a tall rainforest tree species subjected to long-term throughfall exclusion in the perhumid tropics. *Biogeosciences*, **8**, 2179–2194.
- Seiler TJ, Rasse DP, Li J *et al.* (2009) Disturbance, rainfall and contrasting species responses mediated aboveground biomass response to 11 years of CO<sub>2</sub> enrichment in a Florida scrub-oak ecosystem. *Global Change Biology*, **15**, 356–367.
- Shafi MI, Yarranton GA (1973) Diversity, floristic richness, and species evenness during a secondary (post-fire) succession. *Ecology*, **54**, 897–902.
- Shea K, Chesson P (2002) Community ecology theory as a framework for biological invasions. *Trends in Ecology and Evolution*, **17**, 170–176.
- Slaney M, Wallin G, Medhurst J, Linder S (2007) Impact of elevated carbon dioxide concentration and temperature on bud burst and shoot growth of boreal Norway spruce. *Tree Physiology*, **27**, 301–312.
- Smithwick EAH (2011) Pyrogeography and biogeochemical resilience. In: *The Landscape Ecology of Fire, Ecological Studies* (eds McKenzie D, Miller C, Falk DA, Caldwell MM, Heldmaier G, Jackson RB *et al.*), pp. 143–163. Springer, Netherlands.
- Smithwick EAH, Ryan MG, Kashian DM, Romme WH, Tinker DB, Turner MG (2009) Modeling the effects of fire and climate change on carbon and nitrogen storage in lodgepole pine (*Pinus contorta*) stands. *Global Change Biology*, **15**, 535–548.
- Sotta ED, Veldkamp E, Schwendenmann L *et al.* (2007) Effects of an induced drought on soil carbon dioxide (CO<sub>2</sub>) efflux and soil CO<sub>2</sub> production in an Eastern Amazonian rainforest, Brazil. *Global Change Biology*, **13**, 2218–2229.
- Soulé PT, Knapp PA (2006) Radial growth rate increases in naturally occurring ponderosa pine trees: a late-20th century CO<sub>2</sub> fertilization effect? *New Phytologist*, **171**, 379–390.
- Souza L, Belote RT, Kardol P, Weltzin JF, Norby RJ (2010) CO<sub>2</sub> enrichment accelerates successional development of an understorey plant community. *Journal of Plant Ecology*, **3**, 33–39.
- Spiecker H (1999) Overview of recent growth trends in European forests. *Water, Air, and Soil Pollution*, **116**, 33–46.
- Staver AC, Archibald S, Levin S (2011) Tree cover in sub-Saharan Africa: rainfall and fire constrain forest and savanna as alternative stable states. *Ecology*, **92**, 1063–1072.
- Stromayer KAK, Warren RJ (1997) Are overabundant deer herds in the eastern United States creating alternate stable states in forest plant communities? *Wildlife Society Bulletin*, **25**, 227–234.
- Sturrock RN, Frankel SJ, Brown AV *et al.* (2011) Climate change and forest diseases. *Plant Pathology*, **60**, 133–149.



- Thomas PA, Wein RW (1985) Water availability and the comparative emergence of four conifer species. *Canadian Journal of Botany*, **63**, 1740–1746.
- Thompson J, Spies T (2010) Factors associated with crown damage following recurring mixed-severity wildfires and post-fire management in southwestern Oregon. *Landscape Ecology*, **25**, 775–789.
- Thompson I, Mackey B, McNulty S, Mosser A (2009) *Forest Resilience, Biodiversity, and Climate Change*. Secretariat of the Convention on Biological Diversity, Montreal. Technical Series. Vol. 43. 2009
- Thornton PE, Lamarque J-F, Rosenbloom NA, Mahowald NM (2007) Influence of carbon-nitrogen cycle coupling on land model response to CO<sub>2</sub> fertilization and climate variability. *Global Biogeochemical Cycles*, **21**, GB4018.
- Tingey DT, Lee EH, Phillips DL, Rygielwicz PT, Waschmann RS, Johnson MG, Olszyk DM (2007) Elevated CO<sub>2</sub> and temperature alter net ecosystem C exchange in a young Douglas fir mesocosm experiment. *Plant, Cell and Environment*, **30**, 1400–1410.
- Uhl C, Jordan CF (1984) Succession and nutrient dynamics following forest cutting and burning in Amazonia. *Ecology*, **65**, 1476–1490.
- US DOE (2011). *US Billion-Ton Update. Biomass Supply for a Bioenergy and Bioproducts Industry*. Oak Ridge National Laboratory, Oak Ridge, TN.
- Vasconcelos SS, Zarin DJ, Araújo MM, de Miranda I, S. (2012) Aboveground net primary productivity in tropical forest regrowth increases following wetter dry-seasons. *Forest Ecology and Management*, **276**, 82–87.
- Vitousek P, Matson P, Cleve K (1989) Nitrogen availability and nitrification during succession: primary, secondary, and old-field seres. *Plant and Soil*, **115**, 229–239.
- Voelker SL (2011) Age-dependent changes in environmental influences on tree growth and their implications for forest responses to climate change. In: *Size- and Age-Related Changes in Tree Structure and Function, Tree Physiology* (eds Meinzer FCC, Lachenbruch B, Dawson TEE, Meinzer FC, Niinemets Ü), pp. 455–479. Springer, Netherlands.
- Vogt KA, Moore EE, Vogt DJ, Redlin MJ, Edmonds RL (1983) Conifer fine root and mycorrhizal root biomass within the forest floors of Douglas-fir stands of different ages and site productivities. *Canadian Journal of Forest Research*, **13**, 429–437.
- Volder A, Briske DD, Tjoelker MG (2012) Climate warming and precipitation redistribution modify tree-grass interactions and tree species establishment in a warm-temperate savanna. *Global Change Biology*, **19**, 843–857.
- Wan S, Norby RJ, Pregitzer KS, Ledford J, O'Neill EG (2004) CO<sub>2</sub> enrichment and warming of the atmosphere enhance both productivity and mortality of maple tree fine roots. *New Phytologist*, **162**, 437–446.
- Westerling AL, Hidalgo HG, Cayan DR, Swetnam TW (2006) Warming and earlier spring increase western US forest wildfire activity. *Science*, **313**, 940–943.
- Westerling AL, Turner MG, Smithwick EAH, Romme WH, Ryan MG (2011) *Continued Warming Could Transform Greater Yellowstone Fire Regimes by Mid-21st Century*. Proceedings of the National Academy of Sciences.
- Williams AP, Allen CD, Millar CI, Swetnam TW, Michaelsen J, Still CJ, Leavitt SW (2010) Forest responses to increasing aridity and warmth in the southwestern United States. *PNAS*, **107**, 21289–21294.
- Williams AP, Allen CD, Macalady AK *et al.* (2013) Temperature as a potent driver of regional forest drought stress and tree mortality. *Nature Climate Change*, **3**, 292–297.
- Wright IJ, Reich PB, Westoby M *et al.* (2004) The worldwide leaf economics spectrum. *Nature*, **428**, 821–827.
- Wu Z, Dijkstra P, Koch GW, Peñuelas J, Hungate BA (2011) Responses of terrestrial ecosystems to temperature and precipitation change: a meta-analysis of experimental manipulation. *Global Change Biology*, **17**, 927–942.
- Yang Z, Cohen WB, Harmon ME (2005) Modeling early forest succession following clear-cutting in western Oregon. *Canadian Journal of Forest Research*, **35**, 1889–1900.
- Yang Y, Luo Y, Finzi AC (2011) Carbon and nitrogen dynamics during forest stand development: a global synthesis. *New Phytologist*, **190**, 977–989.
- Yavitt JB, Wright SJ (2008) Seedling growth responses to water and nutrient augmentation in the understorey of a lowland moist forest, Panama. *Journal of Tropical Ecology*, **24**, 19–26.
- Yuan ZY, Chen HYH (2010) Fine root biomass, production, turnover rates, and nutrient contents in boreal forest ecosystems in relation to species, climate, fertility, and stand age: literature review and meta-analyses. *Critical Reviews in Plant Sciences*, **29**, 204–221.
- Zachle S, Friend AD (2010) Carbon and nitrogen cycle dynamics in the O-CN land surface model: 1 Model description, site-scale evaluation, and sensitivity to parameter estimates. *Global Biogeochemical Cycles*, **24**, GB1005.
- Zanetti S, Hartwig UA, Luscher A *et al.* (1996) Stimulation of Symbiotic N<sub>2</sub> Fixation in *Trifolium repens* L. under Elevated Atmospheric pCO<sub>2</sub> in a Grassland Ecosystem. *Plant Physiology*, **112**, 575–583.
- Zhou G, Liu S, Li Z *et al.* (2006) Old-growth forests can accumulate carbon in soils. *Science*, **314**, 1417.
- Zhou Y, Tang J, Melillo JM, Butler S, Mohan JE (2011) Root standing crop and chemistry after 6 years of soil warming in a temperate forest. *Tree Physiology*, **31**, 707–717.

### Supporting Information

Additional Supporting Information may be found in the online version of this article:

**Table S1.** Summary of experimental manipulations of CO<sub>2</sub> in tree-dominated ecosystems through Free-Air Carbon dioxide Enrichment (FACE), Open Top Chamber (OTC), or Whole Tree Chamber (WTC; *in situ* only) methodology.

**Table S2.** Summary of experimental warming in tree-dominated ecosystems (listed in order of forest age).

**Table S3.** Summary of experimental manipulations of precipitation (PPT) in tree-dominated ecosystems (listed in order of forest age).