


Provided for non-commercial research and education use.  
Not for reproduction, distribution or commercial use.



This article appeared in a journal published by Elsevier. The attached copy is furnished to the author for internal non-commercial research and education use, including for instruction at the authors institution and sharing with colleagues.

Other uses, including reproduction and distribution, or selling or licensing copies, or posting to personal, institutional or third party websites are prohibited.

In most cases authors are permitted to post their version of the article (e.g. in Word or Tex form) to their personal website or institutional repository. Authors requiring further information regarding Elsevier's archiving and manuscript policies are encouraged to visit:

<http://www.elsevier.com/copyright>



Contents lists available at ScienceDirect

## Soil Biology &amp; Biochemistry

journal homepage: [www.elsevier.com/locate/soilbio](http://www.elsevier.com/locate/soilbio)

## Humic acids as electron acceptors in wetland decomposition

Jason K. Keller<sup>a,b,\*</sup>, Pamela B. Weisenhorn<sup>a,c</sup>, J. Patrick Megonigal<sup>a</sup><sup>a</sup>Smithsonian Environmental Research Center, P.O. Box 28, Edgewater, MD 21037-0028, USA<sup>b</sup>Chapman University, Department of Biological Sciences, One University Drive, Orange, CA 92866, USA<sup>c</sup>Department of Ecology, Evolution and Behavior, 100 Ecology Building, 1987 Upper Buford Circle, University of Minnesota, St. Paul, MN 55108, USA

## ARTICLE INFO

## Article history:

Received 15 August 2008

Received in revised form

25 February 2009

Accepted 17 April 2009

Available online 3 May 2009

## Keywords:

Anaerobic decomposition

Carbon dioxide

Humic substances

Methane

Wetlands

## ABSTRACT

Decomposition of organic matter in inundated wetland soils requires a number of interdependent microbial processes that ultimately generate CO<sub>2</sub> and CH<sub>4</sub>. Largely as the result of anaerobic decomposition, wetland soils store globally significant amounts of organic carbon and are currently net sources of CH<sub>4</sub> to the atmosphere. Given the importance of wetlands in the global carbon cycle, it is important to understand controls on anaerobic decomposition in order to predict feedbacks between wetland soils and global climate change. One perplexing pattern observed in many wetland soils is the high proportion of CO<sub>2</sub> resulting from anaerobic decomposition that cannot be explained by any measured pathway of microbial respiration. Recent studies have hypothesized that humic substances, and in particular solid-phase humic substances in wetland soils, can support anaerobic microbial respiration by acting as organic electron acceptors. Humic substances may thus account for much of the currently unexplained CO<sub>2</sub> measured during decomposition in wetland soils. Here we demonstrate that humic acids extracted from a variety of wetland soils act as either electron donors or electron acceptors and alter the ratio of CO<sub>2</sub>:CH<sub>4</sub> produced during anaerobic laboratory incubations. Our results suggest that soil-derived humic substances may play an important, and currently unexplored, role in anaerobic decomposition in wetland soils.

© 2009 Elsevier Ltd. All rights reserved.

## 1. Introduction

Microbial decomposition in wetland ecosystems is fundamentally different than in upland systems. In most upland soils, organic carbon can be completely mineralized to carbon dioxide (CO<sub>2</sub>) by a single microorganism using oxygen (O<sub>2</sub>) as a terminal electron acceptor (TEA). In contrast, anaerobic decomposition in inundated wetland soils requires many interdependent microbial processes and can generate both CO<sub>2</sub> and methane (CH<sub>4</sub>) as end products of mineralization (Megonigal et al., 2004). Anaerobic decomposition is less thermodynamically favorable than aerobic decomposition, and this limitation has resulted in the storage of ~500 Pg of carbon (19% of the terrestrial soil carbon pool) in wetland soils worldwide (Bridgman et al., 2006). Further, wetlands are currently responsible for between 15% and 40% of the global CH<sub>4</sub> flux (Denman et al., 2007). Wetlands could release additional CO<sub>2</sub> or CH<sub>4</sub> if carbon mineralization in wetland soils is stimulated by ongoing climate

change, augmenting anthropogenic emissions of these important greenhouse gases (Gorham, 1995; Bridgman et al., 1995). Thus, understanding the factors that control anaerobic carbon decomposition in wetland soils has important implications for understanding the global carbon cycle.

In wetland soils, organic molecules are initially degraded by a series of hydrolysis and fermentation reactions that generate successively lower molecular weight products. Ultimately, the end products of these fermentation reactions are acetate, hydrogen (H<sub>2</sub>) and CO<sub>2</sub>, which are subsequently used as substrates for microbial respiration. In the absence of O<sub>2</sub>, microbes preferentially reduce a variety of alternative TEAs for respiration. The primary inorganic TEAs are, in order of decreasing thermodynamic yield: NO<sub>3</sub><sup>-</sup> (denitrification), Fe(III) (iron reduction), Mn(III, IV) (manganese reduction) and SO<sub>4</sub><sup>2-</sup> (sulfate reduction). Reduction of these inorganic TEAs is coupled to oxidation of organic matter to CO<sub>2</sub> and competitively suppresses CH<sub>4</sub> production. Once more favorable TEAs have been depleted, methanogens produce CH<sub>4</sub> either by splitting acetate to CO<sub>2</sub> and CH<sub>4</sub> (acetoclastic methanogenesis) or reducing CO<sub>2</sub> in a reaction coupled to H<sub>2</sub> oxidation (hydrogenotrophic methanogenesis).

The ratio of the two terminal products of anaerobic decomposition – CO<sub>2</sub> and CH<sub>4</sub> – provides useful information on the dominant

\* Corresponding author at: Chapman University, Department of Biological Sciences, One University Drive, Orange, CA 92866, USA. Tel.: +1 714 289 2072; fax: +1 714 532 6048.

E-mail address: [jkeller@chapman.edu](mailto:jkeller@chapman.edu) (J.K. Keller).

processes contributing to anaerobic decomposition. Under methanogenic conditions (i.e., once more favorable TEAs have been consumed), CO<sub>2</sub> and CH<sub>4</sub> are produced in equal amounts resulting in a 1:1 ratio of CO<sub>2</sub>:CH<sub>4</sub> (Conrad, 1999). However, the ratio of CO<sub>2</sub>:CH<sub>4</sub> produced during anaerobic incubations of wetland soils is often >1 (van Hulzen et al., 1999), suggesting reduction of non-methanogenic TEAs is important in these systems. Many freshwater peatland soils have high CO<sub>2</sub>:CH<sub>4</sub> ratios (e.g., Bridgham et al., 1998; Blodau, 2002; Yavitt and Seidman-Zager, 2006) despite low availability of inorganic TEAs (i.e., NO<sub>3</sub><sup>-</sup>, Fe(III), Mn(III, IV) and SO<sub>4</sub><sup>2-</sup>). In a particularly striking example, Updegraff et al. (1995) observed a CO<sub>2</sub>:CH<sub>4</sub> ratio of 883 after an 80-week anaerobic incubation of bog soil. A number of detailed process measurements in peatland soils demonstrate that most of the CO<sub>2</sub> produced during anaerobic incubations cannot be explained by microbial reduction of inorganic TEAs (summarized in Keller and Bridgham, 2007). Similarly, 80% of CO<sub>2</sub> produced in anaerobic incubations of an organic brackish marsh soil could not be accounted for by measured rates of sulfate reduction, iron reduction or methanogenesis (Neubauer et al., 2005).

What accounts for the 'unexplained' CO<sub>2</sub> produced during anaerobic decomposition in some wetland soils? It has been suggested that CO<sub>2</sub> produced directly during fermentation contributes to the high CO<sub>2</sub>:CH<sub>4</sub> ratio in peatland soils (Vile et al., 2003). Many fermentation reactions do produce CO<sub>2</sub> in the processing of organic molecules (e.g., Schink, 1997); however, Yavitt and Seidman-Zager (2006) suggested that the amount of CO<sub>2</sub> produced during these reactions is typically smaller than the amount of H<sub>2</sub> produced. Thus, any CO<sub>2</sub> produced by fermentation reactions should be more than balanced by CH<sub>4</sub> produced by hydrogenotrophic methanogenesis, producing a CO<sub>2</sub>:CH<sub>4</sub> ratio closer to the theoretical value of 1.

A number of researchers have hypothesized the utilization of humic substances as organic TEAs to explain the high CO<sub>2</sub>:CH<sub>4</sub> ratio observed in many wetland soils (Segers, 1998; Neubauer et al., 2005; Heitmann et al., 2007; Keller and Bridgham, 2007). Lovley et al. (1996) first demonstrated that bacteria can use humic substances as organic electron acceptors, and bacteria capable of reducing the humic substance analog anthraquinone-2,6-disulfonate (AQDS) have been isolated from natural wetland environments (Coates et al., 1998). From a thermodynamic perspective, reduction of AQDS is more favorable than methanogenesis, which should lead to an increase in the CO<sub>2</sub>:CH<sub>4</sub> ratio in soils where AQDS-like humics are being used for microbial respiration; however, direct inhibition of methanogenesis by AQDS-like humics is also possible (Cervantes et al., 2000). Recent research in a Canadian peatland demonstrated that dissolved organic matter is an important electron acceptor, contributing directly (through humic reduction) or indirectly (by regenerating oxidized sulfur species for sulfate reduction) to high CO<sub>2</sub>:CH<sub>4</sub> ratios (Heitmann and Blodau, 2006; Heitmann et al., 2007). Although the total electron accepting capacity of dissolved humic substances was relatively small, it was hypothesized that the much larger pool of humic-like organic matter in the solid phase of wetland soils could be used in a similar manner (Heitmann and Blodau, 2006). Scott et al. (1998) also demonstrated that the electron accepting capacity of humic substances extracted from soils was much greater than dissolved humic substances across a number of aquatic systems.

Here we explore how humic substances extracted from wetland soils alter the ratio of CO<sub>2</sub>:CH<sub>4</sub> produced during anaerobic incubations. In particular we hypothesize that if humic substances are used as terminal electron acceptors they will increase CO<sub>2</sub> production at the expense of CH<sub>4</sub> production, resulting in an increase in the ratio of CO<sub>2</sub>:CH<sub>4</sub> produced.

## 2. Materials and methods

### 2.1. Soil collection

Soils were collected beneath plant species that represented a range of tissue chemistry in areas where each species was locally dominant. Soils from unvegetated patches were also collected. All soils were collected in wetlands of the upper Chesapeake Bay (Table 1). Pahokee peat reference soil from the International Humic Substances Society (IHSS) was also included in this experiment. Either one or two samples were collected from each sampling site (Table 1).

### 2.2. Humic acid extraction and yield

Humic acids were serially extracted from 2.5 g of field-moist soil using a modification of the IHSS protocol (Posner, 1966). An initial 1 M HCl pretreatment was used (pH = 1.5) to remove metals and fulvic acids. Samples were then serially extracted with 0.5 M Na<sub>2</sub>CO<sub>3</sub>:NaHCO<sub>3</sub> (2:1); 0.1 M Na<sub>4</sub>P<sub>2</sub>O<sub>7</sub>; 0.5 M NaOH; and finally 1.0 M NaOH. After each extraction, samples were rinsed three times with deionized water. The combined supernatant (extractant + 3 rinses) was pre-filtered through a 0.45 μm PES filter under vacuum then subsequently filtered through a 0.2 μm PES filter. Filtered supernatant was subjected to exhaustive dialysis (MWCO = 10,000Da) until it tested negative for chloride using the argentometric method (Clesceri et al., 1989). After dialysis, samples were freeze-dried. All extractions were performed in the ambient atmosphere (i.e., not under nitrogen). This modification was necessary for logistical reasons, but may have resulted in the oxidation of some humic substances. Thus, any reduction of humic acids in this experiment should be viewed as a potential rate, and not necessarily a reflection of rates in the field.

### 2.3. Soil incubations

Soil used for incubations was collected on 3 January 2008 from the Jug Bay Wetlands Sanctuary in Lothian, Maryland, USA (38° 47' N, 76° 43' W). The soil at this site is highly organic (59.3% ± 1.6% organic content; mean ± 1 SE; n = 7) and CH<sub>4</sub> production dominates anaerobic decomposition (Keller et al., unpublished data). Soil was collected using four steel cores with an inner diameter of 5 cm to a depth of 20 cm, and immediately capped to limit oxygen exposure. Cores were returned to the Smithsonian Environmental

**Table 1**  
Location of soil sampling sites in the upper Chesapeake Bay.

Collection site	Plant species	n <sup>a</sup>	Sample code
Battle Creek Cypress Swamp (Prince Frederick, MD)	<i>Taxodium distichum</i>	1	BCC-TD
Blackwater National Wildlife Refuge (Cambridge, MD)	<i>Morella</i> sp.	1	BWR-MC
	<i>Schoenoplectus americana</i>	2	BWR-SC
	Unvegetated	2	BWR-UV
Hoopers Island Fire Station (Fishing Creek, MD)	<i>Phragmites australis</i>	2	HIF-PA 1
	<i>P. australis</i>	2	HIF-PA 2
Jug Bay Wetland Sanctuary (Lothian, MD)	<i>Nuphar advena</i>	2	JUG-NL
	<i>P. australis</i>	2	JUG-PA
	<i>Quercus phellos</i>	1	JUG-QL
	<i>Salix nigra</i>	1	JUG-SN
	<i>Typha latifolia</i>	2	JUG-TA
Muddy Creek (Edgewater, MD)	Unvegetated	2	JUG-UV
	Filamentous, benthic algae	1	MUC-BA
International Humic Substance Society	<i>Najas</i> sp.	1	MUC-SA
	Pahokee peat reference soil	1	PEAT 1
	Pahokee peat reference soil	1	PEAT 2

<sup>a</sup> Number of replicate extracts from each soil.

Research Center where live roots were removed by hand in an anaerobic chamber with a headspace of ~98% nitrogen and <2% hydrogen (Coy Laboratory Products, Grass Lake, Michigan). Root-free soil from all cores was mixed in a Mason jar which was tightly capped in the anaerobic chamber. The Mason jar was covered with aluminum foil and the headspace was flushed with nitrogen for 30 min. The soil was pre-incubated at room temperature to allow methanogenic conditions to develop prior to treatments, and lasted until headspace concentrations of CO<sub>2</sub> and CH<sub>4</sub> were equal (i.e., CO<sub>2</sub>:CH<sub>4</sub> ratio = 1).

On 15 January 2008, the Mason jar was returned to the anaerobic chamber (headspace of ~99% nitrogen and <1% hydrogen) and opened. The soil was once again mixed by hand. Subsequently, 5 g of field-moist soil was added to 100 mL serum bottles and slurried with 10 mL of one of the following treatments ( $n = 4$ ): control (deionized water); 10 mM organic carbon (as 35,000–50,000 Da dextran); 10 mM FeCl<sub>3</sub>; 10 mM Fe<sub>2</sub>(SO<sub>4</sub>)<sub>3</sub>; 1 mM AQDS; or 10 mM AQDS. Dextran is a polyglucose and was used as a fermentable organic carbon source (i.e., a known electron donor, but not an electron acceptor). FeCl<sub>3</sub> and Fe<sub>2</sub>(SO<sub>4</sub>)<sub>3</sub> were added as known inorganic TEAs. AQDS has been used as a homologue for quinone moieties in natural humic substances (e.g., *Cervantes et al., 2000*), and was added as a known organic TEA. Freeze-dried humic acids from each of the four serial extracts were quantitatively transferred from scintillation vials with two successive rinses with deionized water (10 mL total volume), and used to create a soil slurry with 5 g of field-moist soil.

The different soil types resulted in different yields of humic acids and the distribution among the four serial extracts also differed dramatically. For these incubations, we combined the humic acids from all serial extract fractions and did not correct the mass of the incubated soils for mass of extracted humic acids added, which varied among the different wetland soil types. Thus, we amended 5 g (wet weight) of a single soil type with the total extractable humic acid pool from 2.5 g (wet weight) of a variety of soil types. The yield of humic acids from the Pahokee peat reference soil was considerably greater than other soil samples. For the first replicate ('PEAT 1'), four successive washes with distilled water (20 mL total volume) were used to transfer the humic acids from the 0.5 M Na<sub>2</sub>CO<sub>3</sub>:NaHCO<sub>3</sub> (2:1) extract to the incubation bottles. For the second replicate ('PEAT 2'), 6 successive washes with distilled water (30 mL total volume) were used to transfer the humic acids from each of the four serial extracts to the incubation bottles. Even with these additional washes, visual inspection suggested that there was not a quantitative transfer of Pahokee peat humic acids and that the quantities added to the incubations were lower than the total yield.

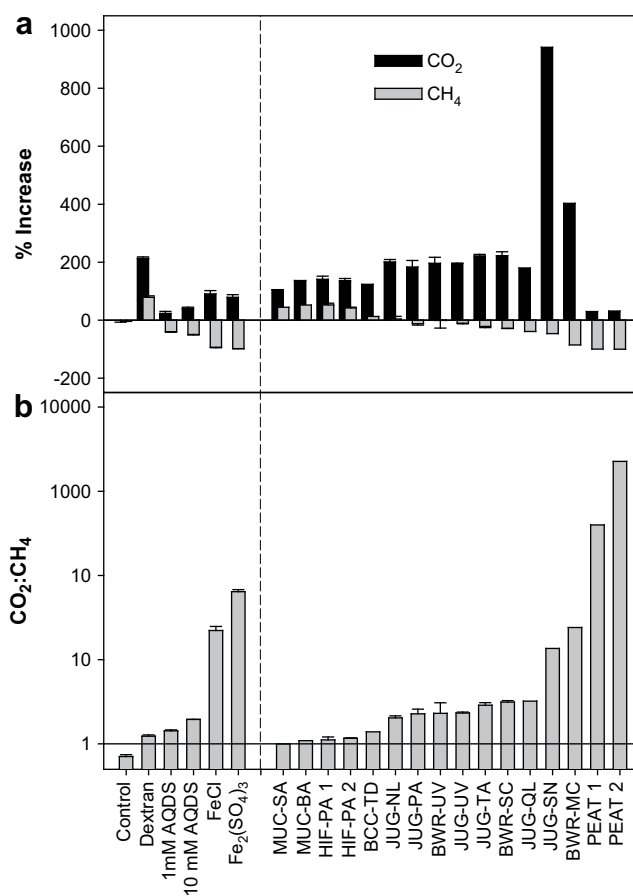
Serum bottles were removed from the anaerobic chamber, capped with gray butyl septa and flushed with N<sub>2</sub> for 30 min. Bottles were covered with aluminum foil and incubated in the dark at 20 °C. Headspace concentrations of CO<sub>2</sub> and CH<sub>4</sub> were measured on days 1, 2, 3, 4 and 7. Headspace pressure was maintained by replacing sampled volume with N<sub>2</sub>. CO<sub>2</sub> was measured on a LiCor LI-7000 and CH<sub>4</sub> was measured on Shimadzu GC-14A equipped with a flame ionization detector. Dissolved CH<sub>4</sub> and CO<sub>2</sub> were calculated using Henry's Law, adjusting for solubility, temperature and pH (*Clesceri et al., 1989*; *Drever, 1997*). Headspace concentrations of CO<sub>2</sub> and CH<sub>4</sub> were corrected for headspace pressure measured at the end of the incubation using an Omega HHP 520 pressure meter (Omega Engineering, Stamford, Connecticut). Following the incubation, pH was measured on the soil slurries and all samples were dried at 60 °C for 1 week. Values from the first sampling point were set to zero and the subsequent production of CO<sub>2</sub> and CH<sub>4</sub> was expressed as  $\mu\text{mol C gdw}^{-1}$ . Rates of CO<sub>2</sub> and CH<sub>4</sub> production were generally linear over the course of the incubation;

however, we focus on the total CO<sub>2</sub> and CH<sub>4</sub> at the end of the incubation to allow for comparisons among all treatments regardless of the temporal patterns of gas production.

### 3. Results and discussion

The addition of humic acids extracted from a variety of wetland soils altered the relative production of CO<sub>2</sub> and CH<sub>4</sub>, resulting in a change in the CO<sub>2</sub>:CH<sub>4</sub> ratio at the end of a 7 d anaerobic incubation (Fig. 1). This suggests that solid-phase humic acids in wetland soils can play a significant role in anaerobic decomposition, with important implications for wetland carbon cycling.

Untreated control soil was methanogenic with a CO<sub>2</sub>:CH<sub>4</sub> ratio of  $0.7 \pm 0.04$  (mean  $\pm$  1 SE) at the end of the 7 d incubation (Fig. 1). This ratio is below the predicted theoretical CO<sub>2</sub>:CH<sub>4</sub> ratio of 1. One explanation for this lower than expected ratio is a stimulation of hydrogenotrophic methanogenesis, which consumes CO<sub>2</sub>, due to the presence of excess H<sub>2</sub> in the headspace of the incubations. H<sub>2</sub> is a reactant for removing O<sub>2</sub> in the anaerobic chamber. Despite flushing with N<sub>2</sub> prior to starting the incubation, excess H<sub>2</sub> was possibly present at the start of the incubation. However, we cannot rule out the possibility that this ratio was a result of uptake of CO<sub>2</sub> through other processes (e.g., homoacetogenesis) or simply a reflection of non-equilibrium conditions (*Conrad, 1999*). Regardless, the CO<sub>2</sub>:CH<sub>4</sub> ratio of <1 demonstrates that anaerobic



**Fig. 1.** (a) Percent increase in CO<sub>2</sub> and CH<sub>4</sub> production relative to the control treatment at the end of a 7 d anaerobic incubation. Negative values represent a decrease in CH<sub>4</sub> concentrations. (b) Ratio of CO<sub>2</sub> and CH<sub>4</sub> concentration in the same samples. Data are means  $\pm$  1 SE in cases where multiple replicates were available. Codes for extracted soil humic acids are described in Table 1.

decomposition in the control treatment was dominated by methanogenesis.

The addition of dextran, a fermentable carbon source (i.e., an electron donor), stimulated both CO<sub>2</sub> and CH<sub>4</sub> production as predicted for a methanogenic system. The final CO<sub>2</sub>:CH<sub>4</sub> ratio of 1.2 ± 0.04 (mean ± 1 SE), was close to the theoretical ratio of 1 predicted for methanogenic conditions (Fig. 1). The slightly elevated ratio could be the result of excess CO<sub>2</sub> released during fermentation of dextran; although this would not be expected if excess H<sub>2</sub> was present in the incubation headspace leading to a stimulation of hydrogenotrophic methanogenesis (Yavitt and Seidman-Zager, 2006). A second possibility is that slow growth of methanogens able to respire fermentation end products delayed CH<sub>4</sub> production compared to CO<sub>2</sub> production (i.e. the system was not at steady state). Our experimental design does not allow us to explore the dynamics of fermentation intermediate and end products. In contrast, the addition of known organic (AQDS) or inorganic (FeCl or Fe<sub>2</sub>(SO<sub>4</sub>)<sub>3</sub>) TEAs stimulated CO<sub>2</sub> production while inhibiting CH<sub>4</sub> production, resulting in final CO<sub>2</sub>:CH<sub>4</sub> ratios ranging from 1.4 ± 0.04 for the 1 mM AQDS treatment to 64.2 ± 3.67 for the Fe<sub>2</sub>(SO<sub>4</sub>)<sub>3</sub> treatment (Fig. 1). These patterns are presumably the result of a shift in the dominant pathway of anaerobic decomposition from methanogenesis to the utilization of more thermodynamically favorable TEAs.

The comparison of CO<sub>2</sub> and CH<sub>4</sub> dynamics in incubations amended with humic acids to the patterns produced by known electron donors and acceptors provides valuable insights into the role humic substances may play in anaerobic decomposition. In some cases, the net effect of humic acid addition was an electron donor-like response in which both CO<sub>2</sub> and CH<sub>4</sub> production were stimulated (Fig. 1A), resulting in a final CO<sub>2</sub>:CH<sub>4</sub> ratio near 1 (Fig. 1B). In other cases, there was an electron acceptor-like response in which CO<sub>2</sub> production increased while CH<sub>4</sub> production decreased, resulting in increased CO<sub>2</sub>:CH<sub>4</sub> ratios. A number of humic acids had a final CO<sub>2</sub>:CH<sub>4</sub> ratio >2, suggesting that humic acids from some wetland soils may strongly limit the production of CH<sub>4</sub> by serving as thermodynamically favorable organic electron acceptors. We hypothesize that the observed range in CO<sub>2</sub>:CH<sub>4</sub> ratios is a result of differences in the chemical makeup of humic substances extracted from different wetland soils; however, we also discuss the potential importance of humic yield and humic-induced changes in pH in this experiment.

When all four serial extracts were combined, the total yield of humic substances was generally less than 0.10 g. Although there was a positive relationship between the final CO<sub>2</sub>:CH<sub>4</sub> ratio and the mass of humic acids added to the incubations, the relationship was weak and explained only 8% of the variation (Fig. 2). This suggests that humic chemistry – and not simply humic quantity – determines the extent to which humic substances may act as terminal electron acceptors. The humics extracted from Pahokee peat soil were not included in this regression as they yielded dramatically more humic substances than other soils (Fig. 2). Interestingly, the incubations with Pahokee peat soils had the highest final CO<sub>2</sub>:CH<sub>4</sub> ratios (~400 and ~2300), driven by a near complete inhibition of CH<sub>4</sub> production along with a relatively minor (~30%) stimulation of CO<sub>2</sub> production (Fig. 1). This pattern is intriguing given the comparably high CO<sub>2</sub>:CH<sub>4</sub> ratios observed in some peatland soils that are characterized by very low rates of CH<sub>4</sub> production (e.g., Updegraff et al., 1995). Given the importance of peatland soils in the global carbon cycle, additional research is necessary to further explore the importance of peat-derived humic substances in anaerobic decomposition.

A potentially confounding artifact in our experimental design was soil pH. Soils with higher CO<sub>2</sub>:CH<sub>4</sub> ratios consistently had a lower pH at the end of the 7 d incubation (Fig. 3A). This pattern

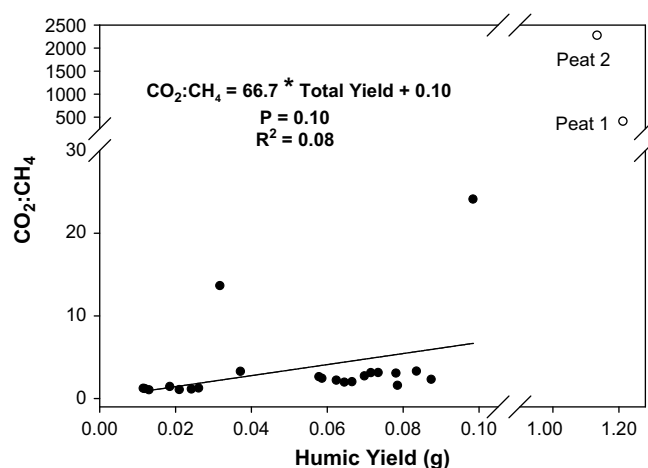


Fig. 2. Relationship between final CO<sub>2</sub>:CH<sub>4</sub> ratio and mass of humic acids added to incubations (“Humic Yield”). Samples incubated with humic acids extracted from Pahokee peat soils (open symbols) were not included in the regression.

generally reflected a negative relationship between the final pH and the final concentration of CO<sub>2</sub>, as well as a positive relationship between the final pH and the final concentration of CH<sub>4</sub> (Fig. 3B). It is unlikely that CO<sub>2</sub> production by non-methanogenic respiration was stimulated by more acidic conditions, and we interpret the relationship between pH and CO<sub>2</sub>:CH<sub>4</sub> to be a consequence of well-known changes in carbonate chemistry that occur as CO<sub>2</sub>

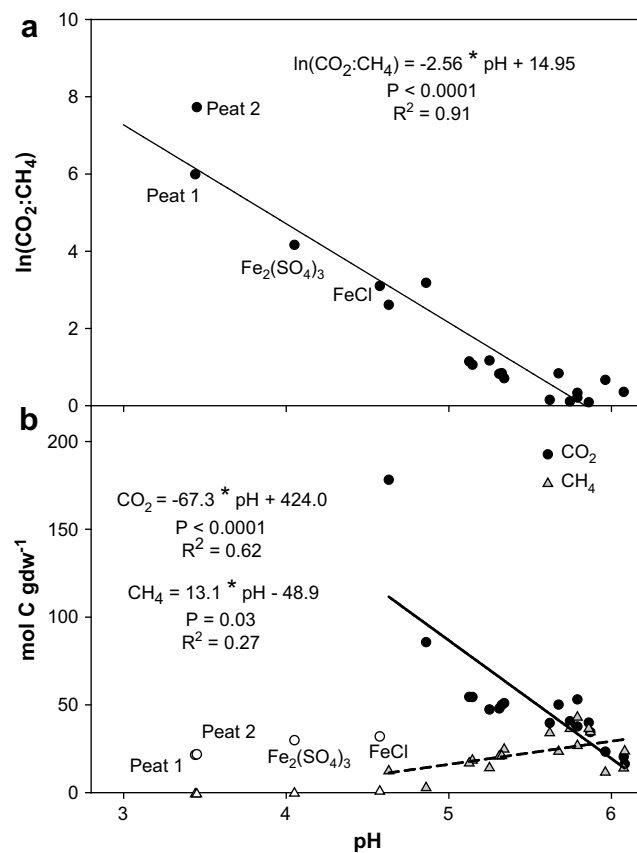


Fig. 3. (a) Relationship between final CO<sub>2</sub>:CH<sub>4</sub> ratio and pH measured at the end of a 7 d anaerobic incubation. The natural logs of CO<sub>2</sub>:CH<sub>4</sub> ratios are presented. (b) Relationship between final pH and final CO<sub>2</sub> and CH<sub>4</sub> concentrations. Treatments indicated with open symbols were not included in the regressions. Data are means where multiple replicates were available.

accumulates over the course of the incubations (Stumm and Morgan, 1995). There were a few exceptions to this pattern in which samples with low pH had relatively low rates of CO<sub>2</sub> production. In these cases, the amendments were the two known inorganic TEA treatments and the treatments that were amended with comparatively high quantities of Pahokee Peat humic acids (Fig. 3B). We interpret the high CO<sub>2</sub>:CH<sub>4</sub> ratios in these four treatments to be primarily the result of direct pH effects from adding humic acids or inorganic TEAs. As we did not measure the initial pH of the incubations, we cannot fully evaluate to what extent differences in final pH were caused by the initial addition of humic acids or by changes in carbonate chemistry.

Our results demonstrate that soil-derived humic acids can serve as either electron donors or electron acceptors during anaerobic decomposition in a wetland soil. Although largely descriptive, this raises the intriguing possibility that solid-phase humic substances may inhibit CH<sub>4</sub> production by serving as thermodynamically favorable organic TEAs. The extent to which this process contributes to decomposition in natural wetlands needs to be further explored, particularly in highly organic peatland soils where humic substances are found in high concentrations.

We suggest four future directions that will likely prove fruitful in understanding how humic substances influence microbial decomposition in wetland soils. (1) The confounding effect of pH must be removed to demonstrate conclusively that humic substances are acting as TEAs rather than influencing microbial decomposition solely through changes in pH. (2) Comparisons between the CO<sub>2</sub>:CH<sub>4</sub> ratios observed in incubations with highly modified extracted soil humic substances and *in situ* CO<sub>2</sub>:CH<sub>4</sub> production potentials from the source soils would put the laboratory incubations into a stronger ecological context. (3) There is evidence that the abiotic reduction of soil-derived humics (i.e., chemical reducing capacity) is related to the microbial reduction of these compounds (Peretyazhko and Sposito, 2006). As we did not measure abiotic electron accepting capacity of humics extracted in this experiment, it remains to be seen if this property is related to the reduction of humic substances by the diverse, natural wetland microbial community in our experiment. The measurement of the abiotic electron accepting capacity of soil-derived humic substances over longer-term incubations may also demonstrate that this pool is being reduced in the course of anaerobic decomposition. (4) It appears that humic chemistry and not simply humic quantity is important when considering the role of humic reduction in wetland soils. However, it remains to be seen which functional groups are responsible for the range of electron accepting capacities observed in humic substances from wetland soils. Quinone moieties are generally considered important in humic redox chemistry (Scott et al., 1998), but other functional groups have also been identified (Struyk and Sposito, 2001; Ratasuk and Nanny, 2007). Relationships between the functional composition of humic substances and the electron accepting capacity of those substances would allow for mechanistic hypotheses about where and when humic reduction is likely to be important in natural wetlands, and how this process may respond to ongoing global change.

## Acknowledgements

Sara McQueeney provided valuable assistance in the field and the laboratory. JKK was supported by a Smithsonian Institution Post-Doctoral Fellowship. PBW conducted her work at the Smithsonian Environmental Research Center as a Smithsonian Institution research intern. This work was funded by grants from the National Science Foundation to JKK and JPM. Comments from an anonymous reviewer greatly improved this manuscript.

## References

- Blodau, C., 2002. Carbon cycling in peatlands – a review of processes and controls. *Environmental Reviews* 10, 111–134.
- Bridgman, S.D., Johnston, C.A., Pastor, J., Updegraff, K., 1995. Potential feedbacks of northern wetlands on climate change. *BioScience* 45, 262–274.
- Bridgman, S.D., Updegraff, K., Pastor, J., 1998. Carbon, nitrogen, and phosphorus mineralization in northern wetlands. *Ecology* 79, 1545–1561.
- Bridgman, S.D., Magonigal, J.P., Keller, J.K., Bliss, N.B., Trettin, C., 2006. The carbon balance of North American wetlands. *Wetlands* 26, 889–916.
- Cervantes, F.J., van der Velde, S., Lettinga, G., Field, J.A., 2000. Competition between methanogenesis and quinone respiration for ecological important substrates in anaerobic consortia. *FEMS Microbiol Ecology* 34, 161–171.
- Clesceri, L.S., Greenberg, A.E., Eaton, A.D., 1989. *Standard Methods for the Examination of Water and Wastewater*, 17th ed. American Public Health Association, Washington, DC, USA, 1624 pp.
- Coates, J.D., Ellis, D.J., Blunt-Harris, E.L., Gaw, C.V., Roden, E.E., Lovley, D.R., 1998. Recovery of humic-reducing bacteria from a diversity of environments. *Applied and Environmental Microbiology* 64, 1504–1509.
- Conrad, R., 1999. Contribution of hydrogen to methane production and control of hydrogen concentrations in methanogenic soils and sediments. *FEMS Microbiology Ecology* 28, 193–202.
- Denman, K.L., Brasseur, G., Chidthaisong, A., Ciais, P., Cox, P.M., Dickinson, R.E., Hauglustaine, D., Heinze, C., Holland, E., Jacob, D., Lohmann, U., Ramachandran, S., da Silva Dias, P.L., Wofsy, S.C., Zhang, X., 2007. Couplings between changes in the climate system and biogeochemistry. In: Solomon, S., Qin, D., Manning, M., Chen, Z., Marquis, M., Averyt, K.B., Tignor, M., Miller, H.L. (Eds.), *Climate Change 2007: The Physical Science Basis. Contribution of Working Group I to the Fourth Assessment Report of the Intergovernmental Panel on Climate Change*. Cambridge University Press, Cambridge, UK and New York, NY, USA, pp. 499–587.
- Drever, J.I., 1997. *The Geochemistry of Natural Waters*, third ed. Prentice Hall, Upper Saddle River, NJ, USA, 346 pp.
- Gorham, E., 1995. The biogeochemistry of northern peatlands and its possible responses to global warming. In: Woodwell, G.M., Mackenzie, F.T. (Eds.), *Biotic Feedbacks in the Global Climatic System*. Oxford University Press, New York, USA, pp. 169–187.
- Heitmann, T., Blodau, C., 2006. Oxidation and incorporation of hydrogen sulfide by dissolved organic matter. *Chemical Geology* 235, 12–20.
- Heitmann, T., Goldhammer, T., Beer, J., Blodau, C., 2007. Electron transfer of dissolved organic matter and its potential significance for anaerobic respiration in a northern bog. *Global Change Biology* 13, 1771–1785.
- van Hulzen, J.B., Segers, R., van Bodegom, P.M., Leffelaar, P.A., 1999. Temperature effects on soil methane production: an explanation for observed variability. *Soil Biology and Biochemistry* 31, 1919–1929.
- Keller, J.K., Bridgman, S.D., 2007. Pathways of anaerobic carbon cycling across an ombrotrophic-minerotrophic peatland gradient. *Limnology and Oceanography* 52, 96–107.
- Lovley, D.R., Coates, J.D., Blunt-Harris, E.L., Phillips, E.J.P., Woodward, J.C., 1996. Humic substances as electron acceptors for microbial respiration. *Nature* 382, 445–448.
- Magonigal, J.P., Hines, M.E., Visscher, P.T., 2004. Anaerobic metabolism: linkages to trace gases and aerobic processes. In: Schlesinger, W.H. (Ed.), *Biogeochemistry*. Elsevier-Perigamon, Oxford, UK, pp. 317–424.
- Neubauer, S.C., Givler, K., Valentine, S.K., Magonigal, J.P., 2005. Seasonal patterns and plant-mediated controls of subsurface wetland biogeochemistry. *Ecology* 86, 3334–3344.
- Peretyazhko, T., Sposito, G., 2006. Reducing capacity of terrestrial humic acids. *Geoderma* 137, 140–146.
- Posner, A.M., 1966. The humic acids extracted by various reagents from a soil. Part I. Yield, inorganic components, and titration curves. *Journal of Soil Science* 17, 65–78.
- Ratasuk, N., Nanny, M.A., 2007. Characterization and quantification of reversible redox sites in humic substances. *Environmental Science and Technology* 41, 7844–7850.
- Schink, B., 1997. Energetics of syntrophic cooperation in methanogenic degradation. *Microbiology and Molecular Biology Reviews* 61, 262–280.
- Scott, D.T., McKnight, D.M., Blunt-Harris, E.L., Kolesar, S.E., Lovley, D.R., 1998. Quinone moieties act as electron acceptors in the reduction of humic substances by humics-reducing microorganisms. *Environmental Science and Technology* 32, 2984–2989.
- Segers, R., 1998. Methane production and methane consumption: a review of processes underlying wetland methane fluxes. *Biogeochemistry* 41, 23–51.
- Struyk, Z., Sposito, G., 2001. Redox properties of standard humic acids. *Geoderma* 102, 329–346.
- Stumm, W., Morgan, J.J., 1995. *Aquatic Chemistry*, third ed. John Wiley & Sons, Inc., New York, NY, USA, 1040 pp.
- Updegraff, K., Pastor, J., Bridgman, S.D., Johnston, C.A., 1995. Environmental and substrate controls over carbon and nitrogen mineralization in northern wetlands. *Ecological Applications* 5, 151–163.
- Vile, M.A., Bridgman, S.D., Wieder, R.K., Novak, M., 2003. Atmospheric sulfur deposition alters pathways of gaseous carbon production in peatlands. *Global Biogeochemical Cycles* 17. doi:10.1029/2002GB001966.
- Yavitt, J.B., Seidman-Zager, M., 2006. Methanogenic conditions in northern peat soils. *Geomicrobiology Journal* 23, 119–127.