



ELSEVIER

Journal of Experimental Marine Biology and Ecology 342 (2007) 99–108

**Journal of  
EXPERIMENTAL  
MARINE BIOLOGY  
AND ECOLOGY**

www.elsevier.com/locate/jembe

## The colonial ascidian *Didemnum* sp. A: Current distribution, basic biology and potential threat to marine communities of the northeast and west coasts of North America

S.G. Bullard<sup>a,\*</sup>, G. Lambert<sup>b</sup>, M.R. Carman<sup>c</sup>, J. Byrnes<sup>d</sup>, R.B. Whitlatch<sup>e</sup>, G. Ruiz<sup>f</sup>,  
R.J. Miller<sup>g</sup>, L. Harris<sup>h</sup>, P.C. Valentine<sup>i</sup>, J.S. Collie<sup>j</sup>, J. Pederson<sup>k</sup>, D.C. McNaught<sup>l</sup>,  
A.N. Cohen<sup>m</sup>, R.G. Asch<sup>j</sup>, J. Dijkstra<sup>h</sup>, K. Heinonen<sup>n</sup>

<sup>a</sup> University of Hartford, Hillyer College, 200 Bloomfield Avenue, West Hartford, CT 06117, USA

<sup>b</sup> University of Washington Friday Harbor Labs, Friday Harbor, WA 98250, USA

<sup>c</sup> Geology and Geophysics, Woods Hole Oceanographic Institution, Woods Hole, MA 02543, USA

<sup>d</sup> Center for Population Biology, University of California, Davis, CA 95616, USA

<sup>e</sup> Department of Marine Sciences, University of Connecticut, Groton, CT 06340, USA

<sup>f</sup> Smithsonian Environmental Research Center, 647 Contees Wharf Road, Edgewater, MD 21037, USA

<sup>g</sup> Biology Department, University of Massachusetts Boston, Boston, MA 02125, USA

<sup>h</sup> Department of Zoology, Spaulding Life Sciences, University of New Hampshire, Durham, NH 03824, USA

<sup>i</sup> Coastal and Marine Geology Program, U.S. Geological Survey, 384 Woods Hole Road, Woods Hole, MA 02543, USA

<sup>j</sup> University of Rhode Island, Graduate School of Oceanography, South Ferry Road, Narragansett, RI 02882, USA

<sup>k</sup> MITSG Center for Coastal Resources, MIT Sea Grant College Program, 292 Main Street, E38-300, Cambridge, MA 02139, USA

<sup>l</sup> Brown University, Department of Ecology and Evolutionary Biology, Providence, RI 02912, USA

<sup>m</sup> San Francisco Estuary Institute, 7770 Pardee Lane, 2nd Floor, Oakland, CA 94621-1424, USA

<sup>n</sup> National Undersea Research Center, University of Connecticut, Groton, CT 6340, USA

Received 1 September 2006; received in revised form 1 October 2006; accepted 9 October 2006

### Abstract

*Didemnum* sp. A is a colonial ascidian with rapidly expanding populations on the east and west coasts of North America. The origin of *Didemnum* sp. A is unknown. Populations were first observed on the northeast coast of the U.S. in the late 1980s and on the west coast during the 1990s. It is currently undergoing a massive population explosion and is now a dominant member of many subtidal communities on both coasts. To determine *Didemnum* sp. A's current distribution, we conducted surveys from Maine to Virginia on the east coast and from British Columbia to southern California on the west coast of the U.S. between 1998 and 2005. In nearshore locations *Didemnum* sp. A currently ranges from Eastport, Maine to Shinnecock Bay, New York on the east coast. On the west coast it has been recorded from Humboldt Bay to Port San Luis in California, several sites in Puget Sound, Washington, including a heavily fouled mussel culture facility, and several sites in southwestern British Columbia on and adjacent to oyster and mussel farms. The species also occurs at deeper subtidal sites (up to 81 m) off New England, including Georges, Stellwagen and Tillies Banks. On Georges Bank numerous sites within a 230 km<sup>2</sup> area are 50–90% covered by *Didemnum* sp. A; large colonies cement the pebble gravel into nearly solid mats that may smother infaunal

\* Corresponding author. Tel.: +860 768 4487; fax: +860 405 9153.

E-mail address: [bullard@hartford.edu](mailto:bullard@hartford.edu) (S.G. Bullard).

organisms. These observations suggest that *Didemnum* sp. A has the potential to alter marine communities and affect economically important activities such as fishing and aquaculture.

© 2006 Elsevier B.V. All rights reserved.

**Keywords:** Ascidian; *Didemnum*; Distribution; Fouling; Georges Bank; Invasive species; Nonindigenous; Stellwagen Bank; Tillies Bank; Tunicate

## 1. Introduction

Many ascidians have experienced recent range expansions due to human-mediated transportation, such as the unintentional transport of ascidians on the hulls of recreational and commercial ships (Lambert and Lambert, 1998, 2003; Wasson et al., 2001). Ascidians are often strong spatial competitors (Grosberg, 1981; Nandakumar et al., 1993; Osman and Whitlatch, 1995a; Nandakumar, 1996; Castilla et al., 2004a,b) and once they become established in a new location they may persist and become dominant members of their new communities (Lambert and Lambert, 2003). In some cases, these rapid population explosions are known to reduce the abundance of previously established benthic species and cause significant changes in benthic community structure (Whitlatch et al., 1995; Bak et al., 1996; Lambert, 2001; Castilla et al., 2004a,b).

*Didemnum* sp. A is an aggressive and rapidly spreading colonial ascidian. Its origin is unknown. *Didemnum* sp. A was first officially documented on the east coast of the U.S. in 1988 (Table 1), though anecdotal reports suggest that it may have been present as far back as the 1970s. The initially observed populations were isolated and small. During the 1990s, the species began a rapid population expansion and is now a dominant member of many subtidal communities on both coasts of the U.S. (Carman and Roscoe, 2003). Indeed, *Didemnum* sp. A (or several closely related ascidians within the genus *Didemnum*), seems to be undergoing a rapid world-wide expansion with simultaneous population increases occurring in the U.S., Europe (G. Breton, personal communication; G. Lambert recent unpublished collections; R. Sheridan <http://staff.umh.ac.be/Sheridan.Richard/inventaire/tun/htm/didemnum.htm>), New Zealand (Coutts, 2002) and possibly Japan (Nishikawa, 1990, remarks under description of *D. pardum* and personal communication).

The taxonomy of *Didemnum* sp. A in the U.S. remains unclear. Kott (2004) recently described a new species, *D. vestum*, collected from a marina floating dock in Portsmouth Harbor, Newcastle, New Hampshire that she concludes is an unrecognized native of New England. The description is based on a poorly preserved sample (according to the author and judging from the

photos of the few highly eroded spicules still remaining) and lacks larvae. While it appears to resemble our

Table 1  
Dates of initial observation of *Didemnum* sp. A

Location	Date	Habitat type
East coast		
1 Damariscotta River, ME*	1988	Pilings, floats
1 Damariscotta River, ME	1993	Pilings, floats
2 Tillies Bank, MA	1996	Gravel
3 Georges Bank	1998	Pebble, cobble pavement
4 Stellwagen Bank	1998	Gravel
5 Sandwich, MA; Cape Cod Canal, MA	1998; 2000	Tide pool rocks; floats
6 Woods Hole, MA	2000	Docks
7 Buzzards Bay, MA	2000	Floats
8 Groton, CT	2000	Docks
9 Portsmouth Harbor, NH	2001	Floats, pier
10 Eastport, ME	2003	Subtidal rocks, pilings
11 Duck Island, Isles of Shoals, NH	2003	Subtidal rocks
12 Isles of Shoals, NH – open water	2003	Suspended fish cages
13 Narragansett Bay, RI	2003	Docks, floats
14 Chatham, MA	2003	Docks, floats
15 Provincetown, MA	2003	Docks
16 Martha's Vineyard	2004	Docks, floats
17 Plymouth, MA	2004	Docks
18 Orleans, MA	2004	Floats, docks
19 Shinnecock Bay, NY	2004	Docks
West coast		
20 San Francisco Bay, CA	1993	Docks, floats
21 Half Moon Bay, CA	1997	Docks
22 Monterey Bay, Elkhorn Slough, CA	1998	Docks
23 Morro Bay, CA	2000	Docks
24 Tomales Bay, CA	2001	Docks
25 Humboldt Bay, CA	2001	Docks
26 Port San Luis, CA	2002	Docks
27 Bodega Bay, CA	2003	Docks, rocks
28 Okeover Inlet, BC	2003	Mussel cages, subtidal rock walls
29 Puget Sound, WA	2004	Docks, sunken boat
30 Agamemnon Channel, BC	2004	Subtidal rock walls
31 Jedediah Island, BC	2005	Subtidal rock walls
32 Nanoose Bay, Vancouver Is., BC	2005	Algae, oyster farm
33 Tofino, Vancouver Island, BC	2005	Oyster farm

Entries with an asterisk are anecdotal observations. Entries without an asterisk are confirmed observations.

*Didemnum* sp. A, we cannot comment on the possible conspecificity of *Didemnum* sp. A to *D. vestum* because of the incomplete description of the latter species. We have not included a description of *Didemnum* sp. A in this paper because it is morphologically identical to *D. vexillum*, a recently described species from New Zealand (Kott, 2002), in all characters: spicules, larva, tunic and zooid morphology, based not only on the published description but also very careful examination of preserved samples of *D. vexillum* from New Zealand. The reader is directed to this publication for excellent drawings and photos. *D. vexillum* has a limited distribution in New Zealand (Coutts, 2002) and is mostly confined to artificial structures. It is gradually spreading from the initial site of reporting as it has been transported to other harbors on ship hulls.

*Didemnum* sp. A has a wide but highly disjunct distribution and has only very recently appeared at most sites (see Table 1). The species matches the description of specimens recently identified as *D. helgolandicum* from Europe (R. Sheridan <http://staff.umh.ac.be/Sheridan.Richard/inventaire/tun/htm/didemnum.htm>) as well as some (but not all) that have been designated as *D. lahillei* from France (Ates, 1998; G. Breton personal communication). One of us (G. Lambert, unpublished observations) has examined the type specimen of *D. helgolandicum* and determined that it is actually *D. maculosum* and thus an invalid species, based in part on the presence of previously undescribed larvae bearing only 2 adhesive papillae, as well as spicule morphology and other characters. This finding agrees with that of Lafargue and Wahl (1987). Populations of *Didemnum* sp. A that have only recently appeared in northern Europe are thus not *D. maculosum* because they differ in larval, spicule, zooid and colony morphology from that species. With the help of F. Monniot and T. Turon we have determined that *Didemnum* sp. A is also not *D. lahillei*. A careful examination of many taxonomic publications and European specimens has revealed differences in larval and spicule morphology; the name *D. lahillei* must be restricted to Mediterranean populations with burr-like spicules and larvae with 3 adhesive papillae but only 4 pairs of lateral ampullae (F. Monniot and X. Turon personal communication). Thus the recently reported *D. helgolandicum* and *D. lahillei* in northern Europe are not these species but instead closely resemble *Didemnum* sp. A.

A comparison of mitochondrial DNA is currently underway between *Didemnum* sp. A from the U.S. east and west coasts, *D. vexillum* and European *Didemnum* samples that should help to clarify the taxonomy of the species and its origin. In this paper we refer to the U.S. species as *Didemnum* sp. A.

Researchers have noticed the rapid expansion of *Didemnum* sp. A in the U.S., but observations have been limited to unpublished reports, press releases, websites and one magazine article (see Carman and Roscoe, 2003; <http://massbay.mit.edu/exoticspecies/exotic-maps/index.html>; <http://woodshole.er.usgs.gov/project-pages/stellwagen/didemnum/index.htm>). The purpose of this publication is to alert marine biologists and aquaculturists to this rapidly spreading and potentially damaging species, to document its known distribution on the east and west coasts of North America (as of November 2005) and to provide initial observations about its ecology.

## 2. Materials and methods

We have compiled verified observations for *Didemnum* sp. A from Maine to Virginia on the east coast of the U.S. and from British Columbia to southern California on the west coast. Some of the records were derived from comprehensive surveys for nonindigenous species carried out in these areas, others were from previously established sampling sites. Data used to construct the distribution maps were collected between 1998–2005.

Presence/absence data were collected for *Didemnum* sp. A at each site. To be considered “present”, the species had to either be observed at the site by one of our authors or identified from preserved samples by G. Lambert. Additionally, G. Lambert checked collections from all contributing laboratory groups and verified that all groups were collecting the same species. Anecdotal observations made by fishermen, interested lay-people, or scientists not specifically familiar with the species were not included. To be considered “absent” from a site, one or more of the authors had to have thoroughly searched the site without finding it; however, it is possible that we may have overlooked some small populations. Most of our data were obtained from visual assessments of shallow subtidal communities found on floating docks, pilings and rocks. We examined as large an area of each site as possible and collected samples from submerged ropes, tires, boat hulls and the sides and bottoms of docks as far as we could reach with hands and long handled scrapers.

Additional data were obtained from SCUBA surveys of shallow (<30 m) subtidal sites, photo transects, dredges and ROV surveys of deeper (>30 m) subtidal habitats, and the examination of communities that developed on PVC settlement panels deployed for 3–4 months. Data from settlement panels were included only for sites with *Didemnum* sp. A settlement because

we could not be sure that the species was absent from sites without settlement.

### 3. Results and discussion

Since its first recorded appearance in the 1980s or early 1990s, *Didemnum* sp. A has become successfully established on both the east and west coasts of North America. It now ranges along approximately 750 km of coastline on the east coast from Eastport, Maine to Shinnecock, New York and 800 km on the west coast from Humboldt Bay to Port San Luis, California. Additionally,

large populations have recently been found in Puget Sound, Washington and southwest British Columbia (Table 1, Figs. 1–3). *Didemnum* sp. A also occurs at deeper subtidal sites (>30 m) on Georges Bank off New England. A complete list of sites, including latitude and longitude data where possible, can be obtained by contacting S. Bullard. The species has apparently not reached its maximum range. All indications suggest that it is continuing to spread rapidly along the coasts of North America and possibly worldwide in temperate climates.

Very little is known about the ecology of *Didemnum* sp. A; to the best of our knowledge there are no published

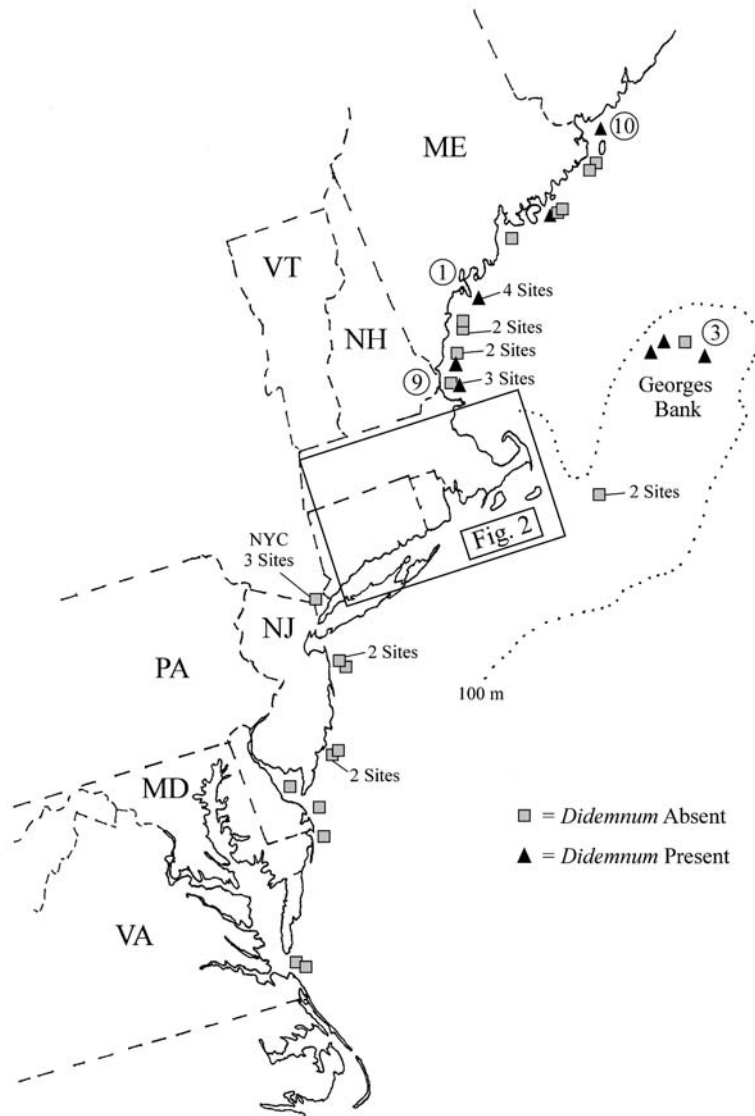


Fig. 1. *Didemnum* sp. A distribution on the east coast of the U.S. Dotted line indicates approximate position of the 100 m isobath. The circled numbers indicate site locations as described in Table 1. Number 1 indicates the Damariscotta River, ME where *Didemnum* sp. A was first observed in the U.S.

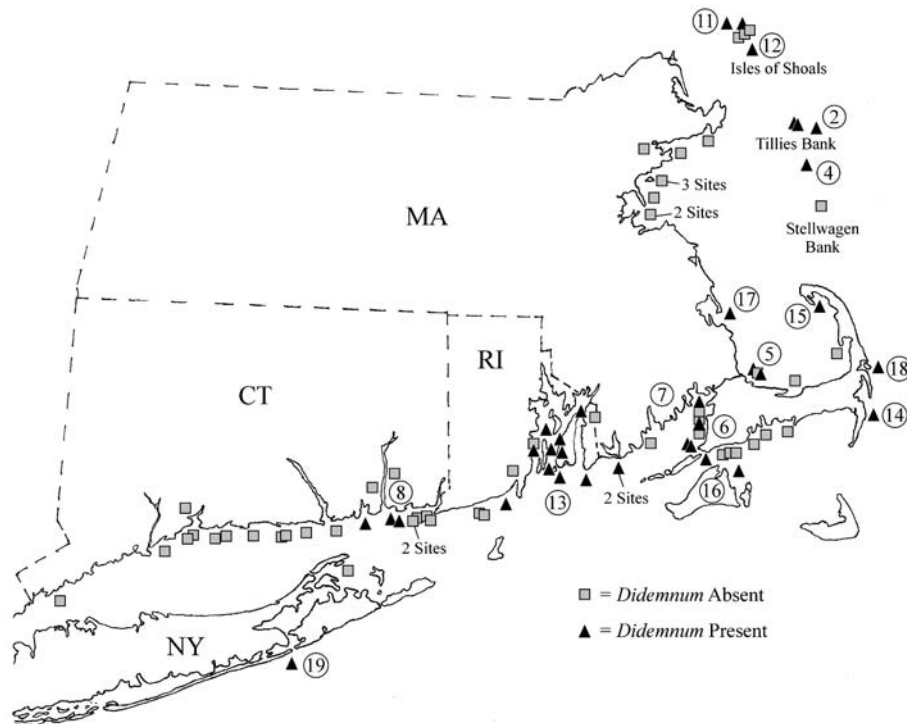


Fig. 2. *Didemnum* sp. A distribution in southern New England, USA. The circled numbers indicate site locations as described in Table 1. Stellwagen Bank=Stellwagen Bank National Marine Sanctuary.

studies. The following notes, though largely qualitative, represent a summary of our initial observations of *Didemnum* sp. A's natural history.

Colonies exhibit a wide range of morphological variation. The pinkish, tan, or pale orange colonies can be long and rope-like (up to about 1 m in length) or can form undulating, encrusting mats (Fig. 4; see also <http://woods-hole.er.usgs.gov/project-pages/stellwagen/didemnum/index.htm>). They grow on a wide variety of hard substrata and are very common on docks, pilings, subtidal rock outcrops and gravel (pebbles, cobbles and boulders). Growth form may be related to habitat type, current velocities, or space availability, as rope-like forms are common on vertical rock walls and floating surfaces (docks, ropes, boat hulls) in relatively quiet areas, while mat-like colonies are common on rocky seabeds where currents are strong. To date, we have no observations of the species inhabiting exclusively soft-bottom habitats. Similarly, Coutts (2002) noted that colonies of *D. vexillum* that had fallen off the bottom of a barge moored in Marlborough Sounds, New Zealand generally survived if they encountered hard substrata, but eventually died if they landed on muddy or sandy bottoms.

Throughout its current range, *Didemnum* sp. A is abundant at many nearshore and offshore sites and can grow at depths ranging from <1 m to at least 81 m. At

many subtidal sites it is a dominant space holder. On the U.S. portion of Georges Bank *Didemnum* sp. A covers 50–90% of available space at numerous sites over a 230 km<sup>2</sup> area to a depth of 45 to 60 m (estimated from extensive USGS video and photographic surveys conducted in November 2004 and September 2005); *Didemnum* sp. A also occurs on the Canadian portion of Georges Bank. Similar large populations (>50% cover) have been observed by SCUBA on cobble bottoms in eastern Long Island Sound (35 m), rocky bottoms off the Damariscotta River, Maine (10–15 m), rock walls in Agamemnon Channel and Okeover Inlet, British Columbia (5–15 m) and on many marina floats and pilings on the east and west coasts of the U.S. (Table 1). In British Columbia all natural subtidal sites are adjacent to oyster or mussel culture facilities known to be heavily fouled with *Didemnum* sp. A. Sparse colonization has been observed on Tillies and Stellwagen Banks. Given the occurrence of *Didemnum* sp. A at several deep-water sites (>30 m), it is possible that it may be abundant at other offshore locations. However, deep-water habitats are rarely visited and this hypothesis needs to be further explored.

*Didemnum* sp. A can also grow in the lower intertidal zone. In a shallow tide pool at Sandwich, Massachusetts, colonies encrusted rocks, overgrew other fouling

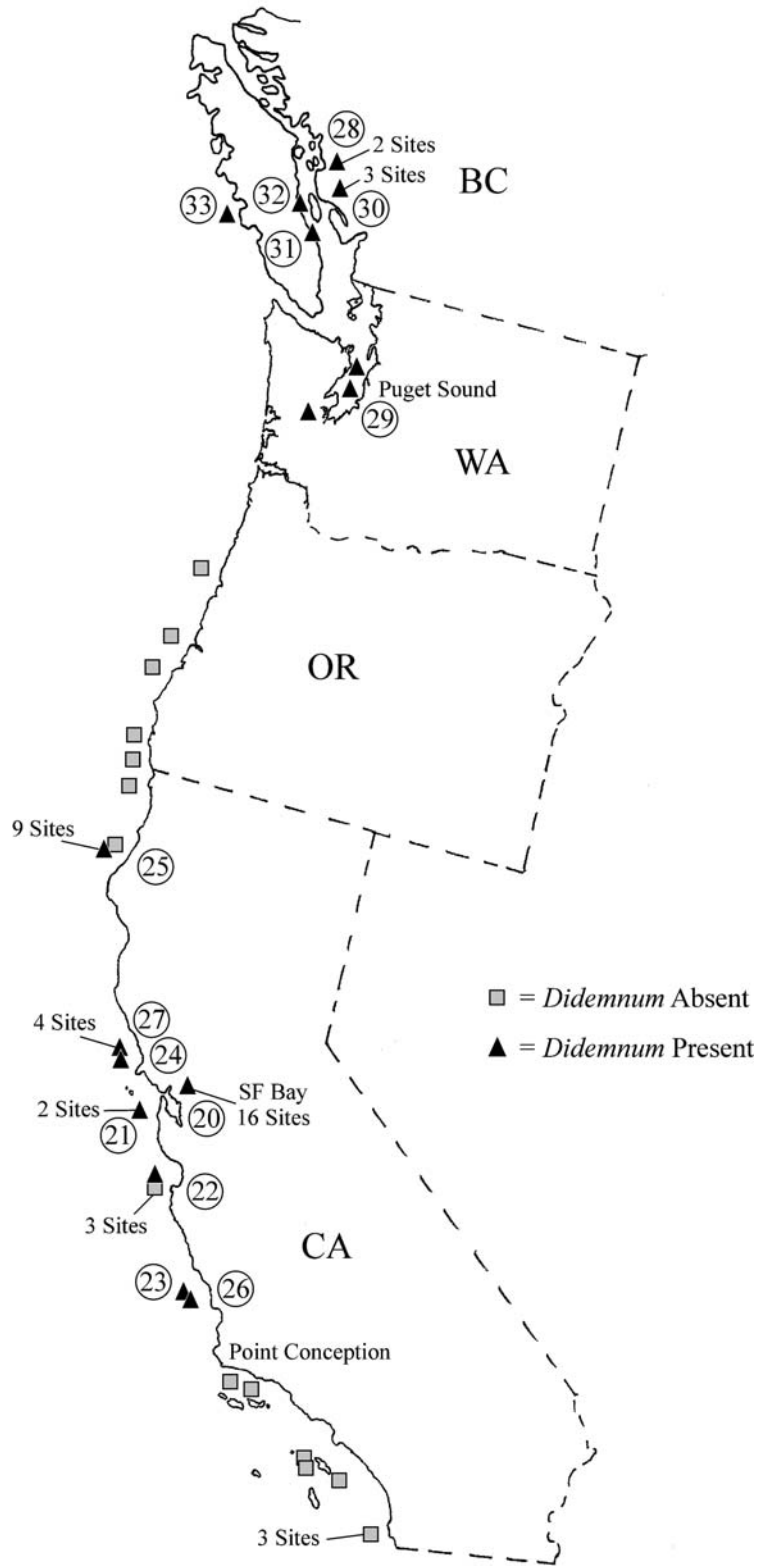


Fig. 3. *Didemnum* sp. A distribution on the west coast of the U.S. The circled numbers indicate site locations as described in Table 1. SF Bay=San Francisco Bay.




Fig. 4. Morphology of *Didemnum* sp. A (A) Rope-like morphology common on docks, floats and vertical substrata. In this photograph flaccid lobes can be seen hanging from a colony growing on the underside of a sunken boat. (B) Mat-like morphology common on horizontal substrata. In this photograph a thick mat of *Didemnum* sp. A covers the entire bottom (viewed from above). Photographs by D. Blackwood, USGS, Woods Hole.

organisms and were able to survive exposure to air during spring tides. Similarly, the upper edges of colonies have been observed out of water at low tide on Jedediah Island, British Columbia (S. Geerlofs personal communication). Colonies at the Massachusetts site persisted throughout the summer and fall, but declined during the winter and were reduced to small basal patches by April and May 2004 (P. Valentine and M. Carman, unpublished data); it is likely that low tide exposure during the winter made colonies vulnerable to

low temperatures or ice cover. However, many colonial ascidians over-winter in this fashion (Sato, 1994), and regrowth of *Didemnum* sp. A was rapid beginning in June 2004.

Like all colonial ascidians, *Didemnum* sp. A reproduces sexually and broods its larvae. On the east coast, newly settled juveniles have been found at Groton, Connecticut from July to November with peak settlement occurring from late August to early September (R. Whitlatch and S. Bullard, unpublished data). Colonies filled with larvae were collected from Georges Bank in November 2003. On the west coast, newly settled juveniles have been found at Bodega Bay, California from July to August (M. Nydam, unpublished data) and colonies containing many mature larvae were collected in May 2003 at Sausalito, California (G. Lambert, unpublished data). In the Pacific Northwest, colonies containing mature larvae were collected in Puget Sound in November 2004 and in southwest British Columbia in December 2004.

In addition to forming new colonies through larval settlement, *Didemnum* sp. A can also form new colonies asexually by fragmentation. In its rope-like growth form, long flaccid lobes extend from the central portion of attached colonies that easily break off. At subtidal sites in Maine divers have observed lobes break off, become lodged on the surrounding substrata and over the course of several months reattach and thrive in their new locations (L. Harris, unpublished data). Workers at British Columbian oyster farms have reported that numerous large colony pieces slough off the oyster strings when they are pulled out of water. These large fragments, plus others pulled off the oysters and mussels and thrown back into the water, likely contributed to the establishment of *Didemnum* sp. A on nearby natural subtidal surfaces. Coutts (2002) also noted that in New Zealand some *D. vexillum* colony pieces that fell off the bottom of a barge were able to colonize hard substrata. Fragmentation is common in colonial ascidians (Stoner, 1989; Worcester, 1994; Edlund and Koehl, 1998) and may provide *Didemnum* sp. A with considerable dispersal potential and two significant ecological advantages. First, reattached lobe fragments might be less susceptible to competition or predation than small newly settled larvae (see Osman and Whitlatch, 1995b; Marshall and Keough, 2003). Second, brooded larvae contained in lobe fragments could be released before or after reattachment and further increase *Didemnum* sp. A's dispersal capability. Indeed, *Didemnum* sp. A may be so widespread on the Georges Bank because it is constantly being disturbed and fragmented by scallop dredging operations, with the colony fragments floating away and reattaching.

To assess the ability for asexually produced *Didemnum* sp. A fragments to reattach to the substratum, during summer 2004 containers with fragments were placed in the Sandwich, MA tidepool and submerged at a depth ranging from 0.6 m (low tide) to about 3–4 m (high tide). Fragments were never exposed to air during the tidal cycle. The fragments reattached and grew vigorously. This site is susceptible to storm waves, and during fall 2004 the containers filled with sand. By that time, however, the colonies had grown onto the walls and mesh coverings of the containers. The parts of the colonies that were covered by sand died, but the rest continued to grow and even extended onto the gravelly sand surrounding the containers (P. Valentine and M. Carman, unpublished data). Thus, *Didemnum* sp. A colonies can apparently withstand some sediment movement as long as they are not buried.

The rapid emergence and successful establishment of *Didemnum* sp. A in diverse epibenthic communities testifies to its strong competitive ability. It commonly overgrows other ascidian species (both colonial and solitary) as well as sponges, macroalgae, hydroids, anemones, bryozoans, scallops, mussels, tubiculous polychaetes and crustaceans that have completed their terminal molt. On cobble bottoms in Long Island Sound, the only epifaunal species that *Didemnum* sp. A did not appear to overgrow were the northern star coral, *Astrangia poculata*, and the cerianthid anemone, *Ceriantheopsis americana*. *Didemnum* sp. A may be of particular concern for shellfish, and thus the aquaculture industry, as colonies can completely overgrow the siphons of epifaunal and infaunal bivalves and lead to their death. Further, at sites where *Didemnum* sp. A blankets large areas of the seafloor, its mat-like morphology may smother infauna, reduce the food supply for bottom feeders, inhibit settlement of other organisms, reduce the spatial complexity of benthic habitats and indirectly increase the risk of predation for shelter-seeking fishes (e.g., Auster and Langton, 1999).

*Didemnum* sp. A's temperature tolerances remain unclear. The current distribution suggests that it is a temperate species. In New England, *Didemnum* sp. A can live subtidally in water temperatures as low as  $-2^{\circ}\text{C}$ . It also grows well at water temperatures in excess of  $24^{\circ}\text{C}$ , as exemplified by the summer survival of intertidal colonies. On the west coast, the species is currently not found south of Point Conception, California, a prominent geological feature associated with a well-defined boundary between cool northern and warm southern waters. It is now abundant in parts of Puget Sound, Washington and southwest British Columbia, where year-round water temperatures usually range from  $6\text{--}18^{\circ}\text{C}$ .

Little is known about possible predation on *Didemnum* sp. A. A few subtidal photos taken in British Columbia

(<http://woodshole.er.usgs.gov/project-pages/stellwagen/didemnum/index.htm>) show several large seastar species apparently feeding on it. Littorine snails fed on decaying colonies in the Sandwich tidepool (P. Valentine and M. Carman unpublished data). Predation is probably limited, however, due to its probable mechanisms of chemical defense (see below).

Although our understanding of *Didemnum* sp. A's ecology is still limited, ecological information is available for other *Didemnum* species and other members of the family Didemnidae. As a group, didemnids possess several ecological traits that may make them effective invaders. They are often strong spatial competitors and rapid colonizers. In Japan, *Didemnum moseleyi* is the strongest overgrowth competitor among 36 species of fouling organisms (Nandakumar, 1995). In the Red Sea, two species of *Didemnum* commonly foul artificial reefs and quickly colonize newly exposed substrata (Oren and Benayahu, 1998). In the Caribbean, *Trididemnum solidum* tripled its biomass in nearshore waters off the island of Curaçao during the 1990's, possibly due to large increases in bacterial content of the water (Bak et al., 1996). Chemical defenses have been reported in adults or larvae of many *Didemnum* species (Vervoort et al., 1998; Pisut and Pawlik, 2002; see also Jimenez et al., 2003) as well as other members of the family Didemnidae (Lindquist et al., 1992; Joullie et al., 2003; Michibata et al., 2003). Some of the chemical compounds isolated from didemnids are particularly deterrent. For example, the chemical isolate "didemnimide D" from the Caribbean species *Didemnum conchylitatum* is one of the more potent anti-predator compounds described and deters feeding by fishes at minute concentrations (Vervoort et al., 1998). Finally, most didemnids have very low surface pH. Pisut and Pawlik (2002) found that *Didemnum candidum* and *D. vanderhorsti* both had a surface pH of less than 3.0, a level of acidity that deterred feeding by generalist fish predators. *Didemnum* sp. A appears to possess at least some of these traits. Its toxicity and palatability remain untested, but litmus paper tests and hand-held pH meters indicate that it possesses a highly acidic tunic (pH=2 to 3; S. Bullard, M. Carman and P. Valentine unpublished data).

We predict that *Didemnum* sp. A has the potential to cause great ecological and economic damage on both coasts of North America. The species continues to expand its range and could eventually colonize large expanses of hard substrata habitats in temperate waters. On the east coast of North America this would include all of New England as well as eastern Canada. On the west coast this would include all areas north of Point Conception, California. It is currently not known whether it can survive south of Point Conception. Food availability may usually



limit its occurrence to relatively shallow waters, but at sites where the water column is well mixed (such as Georges Bank) the species will likely continue to flourish at greater depths. Where it blankets the seafloor, *Didemnum* sp. A may significantly affect fisheries because it can smother bivalves, reduce the structural complexity (i.e., refuge value) of the seafloor, and likely kills infaunal organisms that provide food for fishes and other bottom feeders.

More information is needed about *Didemnum* sp. A's physical tolerances, life history characteristics and ecological interactions (including its potential predators and competitive ability relative to other species) to assess the specific impacts it may have on marine communities and to develop methods to control or eradicate it. We particularly note that asexual fragmentation could greatly increase its dispersal potential. Initial observations indicate that fragments of adult colonies likely have higher survivorship, and thus greater transport potential, than short-lived, non-feeding larvae. Aquaculture facilities should sanitize all stock and gear before transport to new grow-out areas. The transport of fragments in ballast water might also contribute to the species' highly disjunct distribution, and may assist its spread in the future.

### Acknowledgements

Funding for this project was provided by EPA (STAR) grant GZ1910464 to R.B. Whitlatch, NSF-DGE 0114432 to J. Byrnes, NSF-OCE 0117839 to R. Etter and R.J. Miller, MIT Sea Grant NA86RG0074 and USEPA Grant GX83055701-0 to J. Pederson. RI Sea Grant NA07R90363 to J.S. Collie. Funding for A.N. Cohen and G. Lambert was provided by Mass. Sea Grant, U.S. EPA, Smithsonian Envl. Research Center Invasions Lab, Natl. Geographic Soc., San Francisco Bay-Delta Science Consortium and CALFED Science Program, Calif. Coastal Conservancy and the Rose Foundation. Additional funding and support was provided by the Stellwagen Bank National Marine Sanctuary. We thank P.J. Auster, G. Breton, M.M. Carman, Z.C. Carman, E.I. Collins, A.D.M. Coutts, J. Hamilton, G. King, S. Koch, A. Lamb, J. Lindholm, A. McCarthy, F. Monniot, M. Nydam, R.W. Osman, X. Turon and J. Witman for help with this project. The views expressed herein are those of the authors and do not reflect the views of NOAA or any of its sub-agencies. [SS]

### References

Ates, R., 1998. De druipzakpijp, *Didemnum lahillei* Hartmeyer, 1909 in Zeeland [The sea squirt *Didemnum lahillei* Hartmeyer, 1909 in Zeeland.]. *Het Zeepaard* 58, 101–110.

Auster, P.J., Langton, R.W., 1999. The effects of fishing on fish habitat. In: Benaka, L. (Ed.), *Fish Habitat: Essential Fish Habitat*

and Rehabilitation. American Fisheries Society, Bethesda, MD, pp. 150–187.

Bak, R.P.M., Lambrechts, D.Y.M., Joenje, M., Nieuwland, G., VanVeghel, M.L.J., 1996. Long-term changes on coral reefs in booming populations of a competitive colonial ascidian. *Mar. Ecol. Prog. Ser.* 133, 303–306.

Carman, M.R., Roscoe, L.S., 2003. The didemnid mystery. *Massachusetts Wildlife* 53, 2–7.

Castilla, J.C., Guíñez, R., Caro, A.U., Ortiz, V., 2004a. Invasion of a rocky intertidal shore by the tunicate *Pyura praeputialis* in the Bay of Antofagasta, Chile. *Proc. Natl. Acad. Sci. U. S. A.* 101, 8517–8524.

Castilla, J.C., Lagos, N.A., Cerda, M., 2004b. Marine ecosystem engineering by the alien ascidian *Pyura praeputialis* on a mid-intertidal rocky shore. *Mar. Ecol. Prog. Ser.* 268, 119–130.

Coutts, A.D.M., 2002. A Biosecurity Investigation of a Barge in the Marlborough Sounds. Cawthron Institute, Nelson, New Zealand. Report 744, 59 pp.

Edlund, A.F., Koehl, M.A., 1998. Adhesion and reattachment of compound ascidians to various substrata: weak glue can prevent tissue damage. *J. Exp. Biol.* 201, 2397–2402.

Grosberg, R.K., 1981. Competitive ability influences habitat choice in marine invertebrates. *Nature* 290, 700–702.

Jimenez, P.C., Fortier, S.C., Lotufo, T.M.C., Pessoa, C., Moraes, M.E.A., de Moraes, M.O., Costa-Lotufo, L.V., 2003. Biological activity in extracts of ascidians (Tunicata, Ascidiacea) from the northeastern Brazilian coast. *J. Exp. Mar. Biol. Ecol.* 287, 93–101.

Joullie, M.M., Leonard, M.S., Portonovo, P., Liang, B., Ding, X., La Clair, J.J., 2003. Chemical defense in ascidians of the Didemnidae family. *Bioconjug. Chem.* 14, 30–37.

Kott, P., 2002. A complex didemnid ascidian from Whangamata, New Zealand. *J. Mar. Biol. Assoc. UK* 82, 625–628.

Kott, P., 2004. A new species of *Didemnum* (Ascidiacea, Tunicata) from the Atlantic coast of North America. *Zootaxa* 732, 1–10.

Lafargue, F., Wahl, M., 1987. The didemnid ascidian fauna of France. *Ann. Inst. Oceanogr.*, Paris 63, 1–46.

Lambert, G., 2001. A global overview of ascidian introductions and their possible impact on endemic fauna. In: Sawada, H., Yokosawa, H., Lambert, C.C. (Eds.), *The Biology of Ascidians*. Springer-Verlag, Tokyo, pp. 249–257.

Lambert, C.C., Lambert, G., 1998. Non-indigenous ascidians in southern California harbors and marinas. *Mar. Biol.* 130, 675–688.

Lambert, C.C., Lambert, G., 2003. Persistence and differential distribution of nonindigenous ascidians in harbors of the Southern California Bight. *Mar. Ecol. Prog. Ser.* 259, 145–161.

Lindquist, N., Hay, M.E., Fenical, W., 1992. Defense of ascidians and their conspicuous larvae: adult vs. larval chemical defenses. *Ecol. Monogr.* 62, 547–568.

Marshall, D.J., Keough, M.J., 2003. Effects of settler size and density on early post-settlement survival of *Ciona intestinalis* in the field. *Mar. Ecol. Prog. Ser.* 259, 139–144.

Michibata, H., Yamaguchi, N., Uyama, T., Ueki, T., 2003. Molecular biological approaches to the accumulation and reduction of vanadium by ascidians. *Coord. Chem. Rev.* 237, 41–51.

Nandakumar, K., 1995. Competitive interactions among sessile organisms in Tomioka Bay, south Japan — importance of light conditions on the panel surface. *Mar. Biol.* 121, 713–719.

Nandakumar, K., 1996. Importance of timing of panel exposure on the competitive outcome and succession of sessile organisms. *Mar. Ecol. Prog. Ser.* 131, 191–203.

Nandakumar, K., Tanaka, M., Kikuchi, T., 1993. Interspecific competition among fouling organisms in Tomioka Bay, Japan. *Mar. Ecol. Prog. Ser.* 94, 43–50.

- Nishikawa, T., 1990. The ascidians of the Japan Sea. I. Publ. Seto Mar. Biol. Lab. 34, 73–148.
- Oren, U., Benayahu, Y., 1998. Didemnid ascidians: rapid colonizers of artificial reefs in Eilat (Red Sea). Bull. Mar. Sci. 63, 199–206.
- Osman, R.W., Whitlatch, R.B., 1995a. Influence of resident adults on larval settlement: a comparison to settlement. J. Exp. Mar. Biol. Ecol. 190, 169–198.
- Osman, R.W., Whitlatch, R.B., 1995b. Predation on early ontogenetic life stages and its effect on recruitment into a marine epifaunal community. Mar. Ecol. Prog. Ser. 117, 111–126.
- Pisut, D.P., Pawlik, J.R., 2002. Anti-predatory chemical defenses of ascidians: secondary metabolites or inorganic acids? J. Exp. Mar. Biol. Ecol. 270, 203–214.
- Satoh, N., 1994. Developmental Biology of Ascidians. Cambridge University Press. 234 pp.
- Stoner, D.S., 1989. Fragmentation: a mechanism for the stimulation of genet growth rates in an encrusting colonial ascidian. Bull. Mar. Sci. 45, 277–287.
- Vervoort, H.C., Pawlik, J.R., Fenical, W., 1998. Chemical defense of the Caribbean ascidian *Didemnum conchyliatum*. Mar. Ecol. Prog. Ser. 164, 221–228.
- Wasson, K., Zabinc, C.J., Bedinger, L., Diaz, M.C., Pearse, J.S., 2001. Biological invasions of estuaries without international shipping: the importance of intraregional transport. Biol. Conserv. 102, 143–153.
- Whitlatch, R.B., Osman, R.W., Frese, A., Malatesta, R., Mitchell, P., Sedgwick, L., 1995. The ecology of two introduced marine ascidians and their effects on epifaunal organisms in Long Island Sound. In: Balcolm, N. (Ed.), Northeast Conference on Non-indigenous Aquatic Species. Connecticut Sea Grant College Program, Publication No. CT-SG-9504, pp. 29–48.
- Worcester, S.E., 1994. Adult rafting versus larval swimming: dispersal and recruitment of a botryllid ascidian. Mar. Biol. 121, 309–317.