

# DESCRIPTION OF NEW SPECIES OF CRANE-FLIES FROM CENTRAL AMERICA.

---

By CHARLES P. ALEXANDER,  
*Of Cornell University, Ithaca, New York.*

---

The following crane-flies are among the new species included in the extensive collections of Central American insects in the United States National Museum in Washington. They were sent to me to be named through the kindness of Mr. Frederick Knab, the custodian of Diptera.

This paper is a contribution from the entomological department of Cornell University.

## Family TIPULIDAE.

### Subfamily LIMNOBINAE.

#### Tribe LIMNOBINI.

#### Genus PERIPHEROPTERA Schiner.

*Peripheroptera* SCHINER, Verh. zool. bot. Ges. Wien, vol. 16, 1866, p. 933.

#### PERIPHEROPTERA OLIVIAE, new species.

Thorax reddish; wings yellowish, the veins seamed with brown.

*Female*.—Length about 5.2 mm.; wing, 7 mm.

Rostrum and palpi brownish black. Antennae broken. Head dark reddish brown.

Thorax reddish chestnut without black markings. Halteres dark brown, the stem a little paler. Legs with the coxae and trochanters reddish yellow, femora reddish brown, the tip broadly black, tibiae brown passing into dark brown at the tip, tarsi dark brown. Wings light yellow, all the veins, cross-veins, and deflections of veins seamed with brown, the stigma large, rectangular, apex of the wing narrowly brown, a large rounded brown mark at the arculus and a smaller one at  $Sc_2$ ; the brown seams to the principal veins are less distinct before their forks, very heavy in the distal part of the wing. Venation as in fig. 1. Cell  $R_5$  with its base distad of the bases of cells  $R_3$  and 1st  $M_2$ , cross-vein  $r-m$  very short, cell 1st  $M_2$  rather small and square, basal deflection of  $Cu_1$  before the fork of  $M$ .

Abdomen short, the tergites chestnut, black laterally before and behind the sutures, the tip of the abdomen black, sternites reddish chestnut.

*Habitat*.—Panama.

*Holotype*.—Female, Porto Bello, Panama, March 13, 1913, Aug. Busck, coll.

*Type-specimen*.—Cat. No. 18496, U. S. N. M.

In my key to the species of *Peripheroptera*<sup>1</sup> this species would run down to *P. arcuata* Alexander of Peru. *P. oliviae* has the wing veins strongly seamed with brown, the basal deflection of  $Cu_1$  before the fork of *M*, etc.

#### Tribe ANTOCHINI.

#### Genus TEUCHOLABIS Osten Sacken.

*Teucholabis* OSTEN SACKEN, Proc. Acad. Nat. Sci., Phila., 1859, p. 223.

#### TEUCHOLABIS COCKERELLAE, new species.

Head gray; color yellow with three shining black marks on the thoracic dorsum; wings yellow with three brown bands.

*Male*.—Length, 5.4 mm.; wing, 6.8 mm.

Rostrum and palpi yellow. Antennae brown at the base, flagellum broken. Head gray.

Thorax light yellow, the praescutum with three shiny black marks of which one is median, linear, broadest in front; lateral marks large, rounded; scutum and hinder margin of the praescutum very light yellow, each scutal lobe more reddish yellow in the middle; scutellum and anterior half of the postnotum very light yellow, the latter darker behind. Pleurae light yellow with slightly darker blotches. Halteres light yellow. Legs with the coxae and trochanters yellow, femora yellow with the tip broadly dark brown, tibiae brownish yellow, dark brown at the tip, tarsi yellowish brown, the apical segments dark brown. Wings broad, yellow, the tip narrowly brown, a broad brown cross-band at the cord, this mark entirely traversing the wing, a rounded brown blotch near the wing-base; veins yellow, darker in the brown marks. Venation as in figure 2.

Abdomen rich yellow throughout.

*Habitat*.—Guatemala.

*Holotype*.—Male, Quirigua, Guatemala, Mrs. W. P. Cockerell, coll.

*Type-specimen*.—Cat. No. 18497, U. S. N. M.

#### TEUCHOLABIS BUSCKI, new species.

Chestnut and black; wings whitish with sparse brown markings; basal deflection of  $Cu_1$  far before the fork of *M*.

*Male*.—Length, 8.4–9.6 mm.; wing, 6.4–6.8 mm.

<sup>1</sup> Ent. News, vol. 24, p. 409.

Rostrum bluish black at the tip, light brown basally, palpi black. Antennae brownish black, the flagellar segments rounded oval. Head reddish chestnut, darker on the middle of the vertex.

Thoracic dorsum dark chestnut with three black stripes, the median one longest, the lateral stripes very indistinct, clearer behind; the region near the transverse suture including the posterior part of the praescutum and the anterior part of the scutum light yellow; scutum trivittate with black; scutellum and postnotum chocolate brown, more yellowish on the sides. Pleurae reddish yellow. Halteres brown. Legs with the coxae and trochanters reddish, femora dark brown, pale yellowish at the base, tibiae and tarsi black. Wings whitish hyaline with small brown marks at the origin of *Rs*, on cross-vein *r*, along the cord, on the basal deflection of  $Cu_1$  and along the outer end of cell *1st M*<sub>2</sub>. Venation as in figure 3; basal deflection of  $Cu_1$  far before the fork of *M* about underneath the middle of *Rs*.

Abdomen long, slender, black, the caudal portions of the segments chestnut-yellow, seventh segment mostly chestnut, the hypopygium black.

*Habitat*.—Panama.

*Holotype*.—Male, Porto Bello, Panama, March 4, 1911, Aug. Busek, coll.

*Paratypes*.—Five males, topotypic, same date and collector.

*Type-specimen*.—Cat. No. 18498, U.S.N.M.

#### Genus ORIMARGA Osten Sacken.

*Orimarga* OSTEN SACKEN, Mon. Dipt. N. Amer., vol. 4, 1869, p. 120.

#### ORIMARGA NIVEITARSIS, new species.

Black with two silvery lateral stripes on the thorax, tips of the tarsi white, wings unspotted.

*Male*.—Length, about 5.8–6 mm.; wing, 4.6 mm.

*Female*.—Length, about 6.8–7 mm.; wing, 4.4 mm.

Rostrum, palpi, and antennae black. Front narrowly silvery between the eyes, remainder of head grayish.

Thoracic dorsum black, shiny; the lateral margin of the praescutum up to the wing-root narrowly silvery. Pleurae black with a conspicuous silvery mark, narrowest in front, broader behind. Halteres light brown, knob darker. Legs with the coxae and trochanters dull yellow, femora dark brown lighter on the basal half, tibiae dark brown, tarsi, segment 1 with the basal two-thirds dark brown, remainder of the tarsi white except the terminal segment and claw which are darker. Wings hyaline, veins dark brown, distinct. Venation as in figure 5.

Abdomen dark brownish black.

*Habitat*.—Panama.

*Holotype*.—Female, Porto Bello, Panama, November, 1913, Dr. E. Martini, coll.

*Allotype*.—Male, topotypic.

*Type-specimen*.—Cat. No. 18499, U.S.N.M.

Tribe ERIOPTERINI.

Genus MONGOMA Westwood.

*Mongoma* WESTWOOD, Trans. Ent. Soc. Lond., 1881, p. 364.

MONGOMA METATARSATA, new species.

Cross-vein  $r$  just before the fork of  $R_2 +_3$ ; wings subhyaline, stigma small, rounded; legs black with the base of the tibia and the tip of the femur narrowly white; tibia broadly tipped with white; all of the metatarsi black at the base, remainder of the tarsi white.

*Female*.—Length, 8.4 mm.; wing, 7.3 mm. Fore leg, femur, 11.6 mm.; tibia, 11.7 mm.; tarsus, 9.8 mm. Middle leg, femur, 11.7 mm.; tibia, 10.6 mm.; tarsus, 8.2 mm. Hind leg, femur, 11.3 mm.; tibia, 11 mm.; tarsus, 7.7 mm.

Rostrum and palpi brown. Antennae with the basal segment brownish, the remainder of the organ brownish black; constrictions between the segments of the flagellum not very distinct. Head yellowish brown.

Thorax dull yellowish brown with an indistinct median brown stripe behind; scutum with the lobes indistinctly brown, the median area paler, scutellum and postnotum brown. Pleurae brownish yellow, the sternum yellow. Halteres short, brown. Legs with the coxae and trochanters dull brown, femora brown, darkening toward the tip, the tip broadly white; tibiae with a basal white ring subequal in width to the apical femoral annulus; tip of the tibiae with the apical quarter white, remainder black; metatarsus with the basal quarter black, remainder of the tarsi white. Wings subhyaline, the stigmal spot small, dark brown; veins brown. Venation as in figure 6.

Abdominal tergites dark brown, lateral margins of the sclerites yellow, broadest on the first segment, becoming indistinct about mid-length of the organ; sternites brownish yellow.

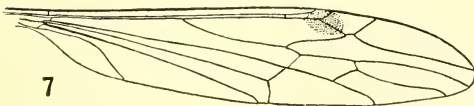
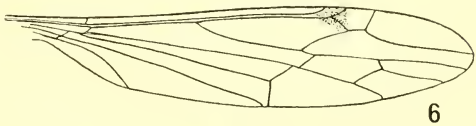
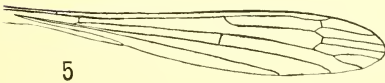
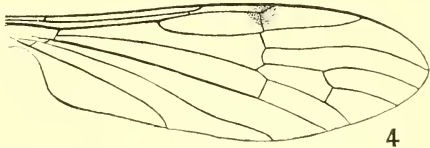
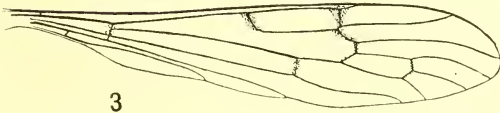
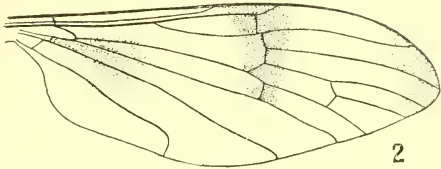
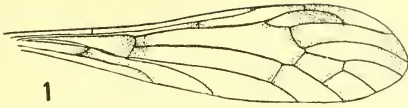
*Habitat*.—Panama.

*Holotype*.—Female, Trinidad River, Panama, May, 1911, Aug. Busck, coll.

*Type-specimen*.—Cat. No. 18500, U.S.N.M.

EXPLANATION OF PLATE 24.

- Fig. 1. Wing of *Peripheroptera oliviae*, new species.  
 2. Wing of *Teucholabis cockerellae*, new species.  
 3. Wing of *T. buscki*, new species.  
 4. Wing of *T. pleuralis* Alexander.  
 5. Wing of *Orimarga niveitarsis*, new species.  
 6. Wing of *Mongoma metatarsata*, new species.  
 7. Wing of *M. leucozena* Alexander.



WINGS OF NEW SPECIES OF CRANE-FLIES.

FOR EXPLANATION OF PLATE SEE PAGE 444.

