

## NEW FISHES FROM SANTO DOMINGO.

---

By BARTON W. EVERMANN and H. WALTON CLARK.

*Of the U. S. Bureau of Fisheries.*

---

Recently Mr. August Busck, of the Bureau of Entomology, U. S. Department of Agriculture, spent several months in the West Indies in the interests of that Bureau. While in the interior of Santo Domingo, some 40 miles northwest from the capital, he collected a few small fishes from a small brook in the San Francisco Mountains. These have been turned over to us by Mr. Busck for identification.

Although the collection is very small, containing but 6 specimens, it proves to be of much interest in that 3 of the 4 species represented appear to be entirely new.

All the specimens are in fair condition. The following is a list of the species represented, with descriptions of those believed to be new:

### PLATYPÆCILUS PERUGIÆ Evermann and Clark, new species.

Head 4 in body; depth 3.4; eye 3 in head; snout 3.4; interorbital 2; D. 8; A. 7; Br. 6; scales 28-8, 12 in front of dorsal.

Body short, greatly compressed, especially posteriorly, the dorsal contour gently arched from nape to origin of dorsal fin; the ventral outline strongly arched from tip of snout to origin of anal, the sides of the long, greatly compressed caudal peduncle nearly straight; least depth of caudal peduncle 1.5 in head, and 2 in its length from posterior end of base of dorsal; head rather small, broad and flat above, rather sharp and wedge-shaped in lateral profile; mouth a very small straight transverse slit at tip of snout, somewhat above level of middle of orbit; premaxillaries very protractile; when drawn out the mouth assumes the form of a short, round tube; lips thin, the lower somewhat cleft; teeth minute, conical, clear in color, apparently in one row along the edge of the lower jaw, in the movable bones of which they are loosely set.

Dorsal rather short but high, its longest ray 1.75 in head, its base 2, its origin midway between tip of snout and middle of caudal fin; anal similar, set somewhat farther back, its origin about under the middle

of dorsal; ventrals rather short, reaching to vent; pectoral reaching about to origin of ventrals; caudal broad, rounded; scales large.

Color in spirits, yellowish brown; a very narrow but faint black dorsal streak; upper parts of side with minute punctulations which tend to collect along the edges of the scales, giving the appearance of light spots alternating with dark crescents along the rows of scales; the spots tend to collect more densely, and in the center of the row of scales along axis of body, making a narrow black line along the middle of the side and another short line beneath it for the anterior third of the length; scales on base of caudal with one minute row of dots along the margin, giving, under magnification, the appearance of a delicate lace-work; cheek silvery; fins pale, except the dorsal which is some-




FIG. 1.—PLATYPŒCILUS PERUGIE.

what dusky and with a small black blotch at the posterior edge of its base; peritoneum black.

One specimen, a female containing a number of rather large yellow eggs; differing from related species by its much narrower compressed body, larger eye, more fully arched back and general coloration, and in having teeth larger and more evident.

This species is close to *P. mentalis*, described in 1876 by Doctor Gill, from the Isthmus of Panama. A comparison of our specimen with the type of that species shows it to differ in several important respects, namely, the smaller dorsal and anal, somewhat smaller scales; shorter snout, and in the coloration.

*Type*.—Cat. No. 53278, U.S.N.M., a female 1.63 inches long, collected in September, 1905, in a small stream in the San Francisco Mountains, Santo Domingo, by August Busck.

We take pleasure in naming this species for Dr. Alberto Perugia in recognition of his work on the fishes of the West Indies.

**PLATYPŒCILUS DOMINICENSIS** Evermann and Clark, new species.

Head 3.9 in body; depth 3.75; eye 3.2 in head; snout 3.5; interorbital 1.75; D. 8; A. 8; V. 6; P. 13; scales 27-8, 12 in front of dorsal.

Body robust, not greatly compressed except posteriorly; caudal peduncle very deep, its least depth about 1.5 in head; head and body

to dorsal flattened above; head small, upper outline straight, lower curved; mouth a small horizontal cleft, in line with axis of eye; premaxillaries very protractile; teeth on edge of jaw very small, conical, brown-tipped, apparently in one row, and loosely set in the weak lower jaw.

Dorsal short, rather low, its longest ray about 2.3 in head, its base 2.5, its origin about midway between tip of snout and end of caudal fin or midway between gill-slit and base of caudal; anal similar to dorsal, its origin under third dorsal ray; ventrals about 1.6 in head, their tips reaching vent; length of pectoral about 1.5 in head, the tip scarcely reaching origin of ventrals. "

Color in alcohol, yellowish, with a rather broad distinct black line along middle of back, and a black blotch at posterior part of base of dorsal fin; side dusky above, the color due to fine punctulations distributed mostly at the bases of the scales, the posterior margin of each scale yellowish; belly, lower half of side, and under parts of head




FIG. 2.—*PLATYPECILUS DOMINICENSIS*.

yellowish; pectoral and dorsal dusky, other fins plain; tip of lower jaw dusky, gill-covers dusky, gill-cavity dark; peritoneum black.

The collection contains 3 specimens, all females, about 1.5 to 2 inches in length.

This species is closely related to *Platypecilus perugiae*, from which it differs, however, in the thicker body, the less arched back, the smaller eye, in the presence of a very distinct black line along median line of back, and in the darker coloration of the back and upper part of side; the interorbital space is also wider and the caudal peduncle deeper.

The type specimen contained 12 eggs, yellow in color, and about one-ninth inch in diameter.

*Type*.—Cat. No. 53277, U.S.N.M., a female 2 inches long, collected in a small stream in the San Francisco Mountains in the interior of Santo Domingo, some 40 miles from Santo Domingo City, September, 1905, by August Busck; cotypes, No. 1434, Bureau of Fisheries, and No. 9350, Stanford University, from same locality.

## AGONOSTOMUS MONTICOLA (Bancroft).

DAJAO.

One specimen 3 inches long.

SICYDIUM BUSCKI Evermann and Clark, new species.

Head 4.25 in body; depth 6; eye 4.75 in head; snout 2.37; maxillary 2; interorbital 3; scales 57-20; D. VI-I, 8; A. I, 7; P. 18.

Body elongate, rather quadrate in cross-section, the back broad and flat or slightly concave, the caudal peduncle stout, its least depth 1.97 in length of head; head rather large, broad and flattish above, the frontal profile rounded, the eyes near the top of the head and projecting above the profile; mouth horizontal, small, the mandible not reaching to anterior border of orbit, the blunt snout and upper jaw much projecting beyond the small lower jaw; teeth minute, those in upper jaw brown, curved, the posterior side concave, the anterior convex, in a single rasp-like row hidden behind the thin but somewhat

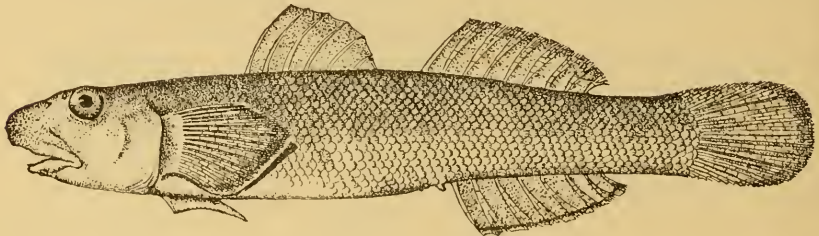


FIG. 3.—SICYDIUM BUSCKI.

fleshy upper lip, those in lower jaw small but stout and conical, brown-tipped, few in a single row which is interrupted in the middle and terminated at each end by peculiar and conspicuous tubercles which arise on a sharp ridge situated on or just within the fleshy lower lip; a thin fold with a central projection just back of the teeth, corresponding to the broader palatine fold above; gill-slits rather narrow, gill-membranes broadly joined to the isthmus.

Spinous dorsal rather low, its longest spine 2.16 in head, its base 1.32, its origin about one-third the distance from tip of snout to base of caudal, its contour gently rounded, the posterior rays lying close to back; soft dorsal similar in shape but more produced behind, its longest ray 2.71 in head, its base longer than head, about 4.25 in body, its origin midway between eye and base of caudal; anal similar in shape to soft dorsal and inserted somewhat behind it, its longest ray 2.71 in head, its base 1.13 in head; pectoral broad and rounded, extending back to about middle of spinous dorsal, its length 1.39 in head; ventrals united into a round disk, rather straight in front, but rounded behind, displaying in the bottom 6 stout radiating ridges (3 on each

side), these arising from a common center and pointing outward and backward and branching at the end into smaller rounded ridges, between which are intercalated other fine round ridges, somewhat resembling the gills of a mushroom in general disposition, and terminating in the finely crenulate margin of the disk; caudal broadly rounded, scales small, weakly ctenoid; head, cheeks, and breast naked.

General color in alcohol, yellowish brown, somewhat mottled with olivaceous above, the sides with minute punctulations which are more crowded in the centers of the scales along the side forming indistinct horizontal dark lines along the rows of scales; belly white; fins somewhat dusky, the dorsals dark-edged, anal with a black line near the margin, caudal blackish at the tip; in some lights there appears to be a series of faintly dusky blotches along the sides and along the back; peritoneum apparently blackish.

This fish appears to be closely related to *S. punctatum* Perugia, which it resembles in general coloration and in the number of scales. It differs from that species, however, in having a much longer snout, shorter pectoral, smaller eye, and in having fewer rays in the dorsal and anal fins, and the lower part of the head is not evidently punctate.

Only one specimen obtained, the type, No. 53276, U.S.N.M., 2.375 inches long, small brook in San Francisco Mountains, Santo Domingo, collected September, 1905, by August Busek, for whom we take great pleasure in naming the species.