

ATOLL RESEARCH BULLETIN

NO. 325

**MORE BIRD BONES FROM POLYNESIAN ARCHEOLOGICAL SITES ON
HENDERSON ISLAND, PITCAIRN GROUP, SOUTH PACIFIC**

BY

SUSAN E. SCHUBEL AND DAVID W. STEADMAN

APPENDIX: ARTIFACTS FROM 1987 EXCAVATIONS ON HENDERSON ISLAND

BY

MELINDA S. ALLEN

**ISSUED BY
NATIONAL MUSEUM OF NATURAL HISTORY
THE SMITHSONIAN INSTITUTION
WASHINGTON, D.C., U.S.A.
October 1989**

**APPENDIX
ARTIFACTS FROM 1987 EXCAVATIONS ON HENDERSON ISLAND**

Melinda S. Allen
Department of Anthropology
University of Washington
Seattle, Washington 98195

Eight potential artifacts were recovered during the May 1987 excavations at Lone Frigate Cave and West End Cave, Henderson Island. They are described below, with accompanying illustrations by Virginia Carter Steadman. The specimens will be deposited in the collections of the Department of Anthropology, National Museum of Natural History, Smithsonian Institution.

Some of the coral objects, although not culturally modified, must have been transported to the cave by humans. This is suggested both by the distance of the caves from the coast, 45 m in the case of Lone Frigate Cave and 60 m for West End Cave, and their elevation above sea level, 18 m for Lone Frigate Cave and 17.3 m for West End Cave. In addition, the sediments in both caves are predominantly terrigenous. In Lone Frigate Cave, modern human activity was indicated by matches and a few pieces of plastic. Surficial hearths in both caves also appear to be recent.

None of the Henderson artifacts recovered in 1987 is temporally diagnostic or shows affinity with any other particular East Polynesian island group. The several hundred artifacts recovered in 1971 by Sinoto (1983:59-61) on the northern coast of the island suggested a close affiliation with the Marquesas. His excavation also revealed a sequence of gradual change from predominantly exotic raw materials (i.e., pearlshell for fishhooks and basalts for adzes) to principally locally available ones, such as hammer oysters and *Tridacna*. The significantly greater number of bird bones and much lower concentration of artifacts in Lone Frigate and West End Caves suggest that both localities were used primarily for food processing and consumption. This contrasts with Sinoto's findings on the north shore where tool production was also an important activity.

Specimen 1 (Figure 3A, B): Unfinished fishhook. Lone Frigate Cave, surface association, 7-8 m from entrance (north side).

This unfinished fishhook is 48 mm long by 42 mm wide. It is flat and thin in cross-section with a maximum thickness of 3 mm. The bend is U-shaped and 18 mm wide. Although unfinished, it probably was going to be a jabbing form of hook. The raw material is *Pinctada*, as indicated by the pearly surface and the exterior shell coloration. It appears to be from one of the smaller species of pearlshell, such as *Pinctada maculata*, although an immature specimen of *Pinctada margaritifera* is also possible. The area of muscle attachment has been cut away and the edge abraded, while the exterior edge is cut, but not further finished.

Specimen 2 (Figure 3C, D): Modified limpet shell (cf. *Cellana*). Lone Frigate Cave, 8-10 m from entrance, rubble pile (0-10 cm).

The top of the shell has been cut away, leaving a ring 9 to 11 mm in width. One end of the ring has also been broken off. The cut edges have not been abraded or smoothed, nor have the exterior edges been modified. The intended function of the object is unclear.

Specimen 3 (Figure 3E, F): Fragment of *Tridacna* shell. Lone Frigate Cave, Test Pit at entrance, (0-10 cm).

This fragment, from the distal end of a *Tridacna* valve, is 33 mm long, 24 mm wide, and 8 mm deep. It is not possible to tell if the specimen was fractured from the rest of the valve by a cultural or natural agent. The specimen could be debitage from the production of *Tridacna* shell adzes such as those reported from Henderson by Sinoto (1983).

Specimen 4 (Figure 4A-C): Porites coral cobble. Lone Frigate Cave, 8-10m from entrance, North side, in rubble, (0-10 cm).

This specimen measures 60 by 46 by 24 mm. One end is broken off and it is cracked and discolored by fire. No wear facets were identified. Given its provenience Schubel thought that this specimen may have been a recent introduction to the cave.

Specimen 5 (Figure 4D, E): Porites coral cobble. Lone Frigate Cave, Test Pit at entrance, (0-10 cm).

This specimen measures 65 by 21 by 15 mm and is water-rounded. No wear facets were identified. The "stem" at one end may be the result of cultural modification, although there are no definite areas of grinding or abrasion. The specimen is of the same general shape as the coral abraders reported from Henderson by Sinoto (1983:60).

Specimen 6 (Figure 4F): Porites coral cobble. Lone Frigate Cave, Test Pit at entrance, (0-10 cm).

There are no definite wear facets on this specimen to suggest that it was used as an abrader. One end is battered, however, indicating that it may have been used in some other fashion. It measures 66 by 20 by 15 mm.

Specimen 7 (Figure 4G, H): Porites coral abrader (?). West End Cave, East wall, (0-10 cm), hearth area.

One side of this specimen is fractured and rough. The other side is smooth, suggesting its possible use as an abrader. There are, however, no definite wear facets. It measures 83 by 26 by 18 mm.

Specimen 8 (Figure 4I, J): Porites coral cobble. West End Cave, East wall, (0-10 cm), hearth area.

One end of this water-rounded cobble is broken off. There are no wear facets, although the intact end is battered as in Specimen 6. Possibly it was used as a hammerstone. It measures 55 by 35 by 22 mm.

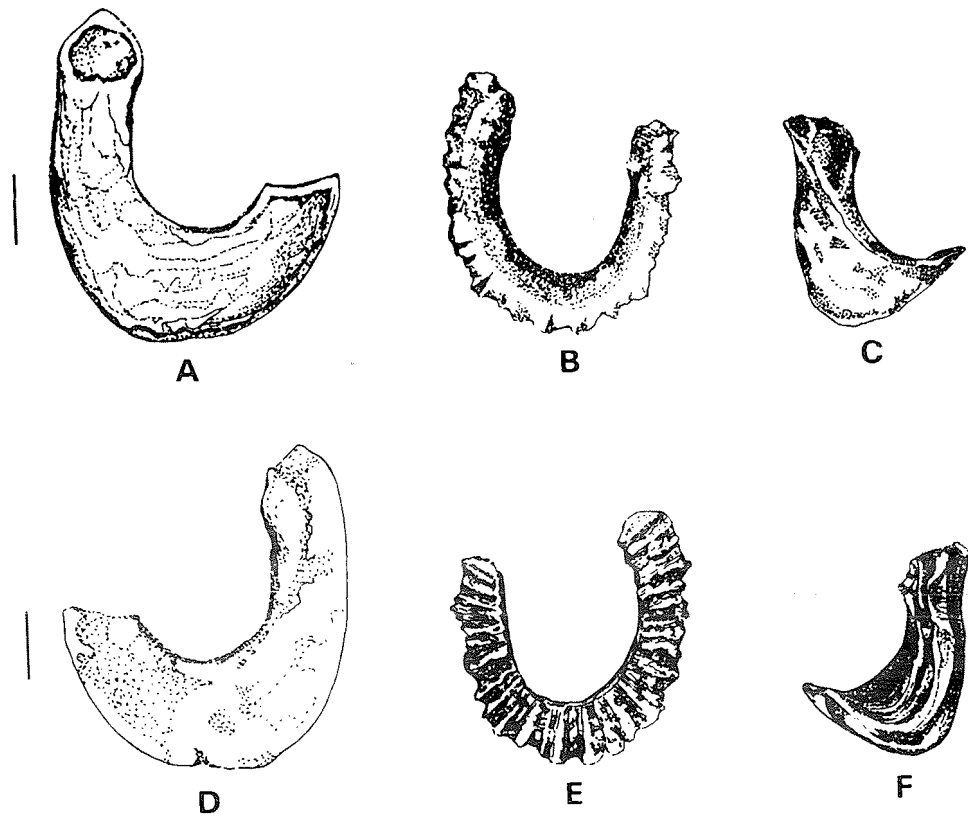
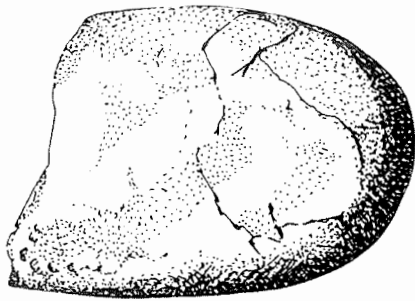
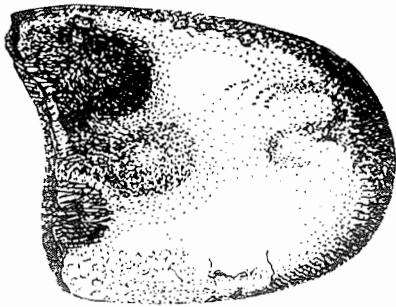


Figure 3 (above). Shell artifacts from Henderson Island. A,D. Unfinished fishhook. B,E. Modified limpet shell. C,F. Fragment of *Tridacna* shell. See text for detailed description. Scale bars = 1 cm.

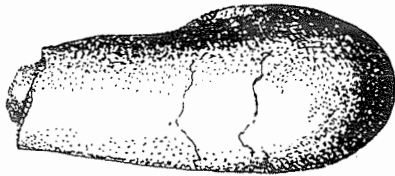
Figure 4 (next page). *Porites* Coral artifacts from Henderson Island. A-C. Specimen 4. D,E. Specimen 5. F. Specimen 6. G,H. Specimen 7. I,J. Specimen 8. See text for detailed description. Scale bars = 1 cm.



A



B



C



D



E



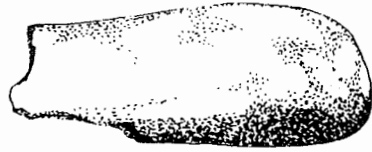
F



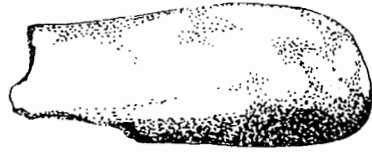
G



H



I



J

