

The Global Garlic Mustard Field Survey (GGMFS): challenges and opportunities of a unique, large-scale collaboration for invasion biology

Robert I. Colautti¹, Steven J. Franks², Ruth A. Hufbauer³, Peter M. Kotanen⁴, Mark Torchin⁵, James E. Byers⁶, Petr Pyšek⁷, Oliver Bossdorf^{8,9}

1 Botany Department, Room #3529 - 6270 University Boulevard, University of British Columbia, Vancouver, BC, Canada, V6T 1Z4 **2** Department of Biological Sciences, Fordham University, 441 E. Fordham Road, Bronx, NY 10458, USA **3** Department of Bioagricultural Sciences and Pest Management, and Graduate Degree Program in Ecology, Colorado State University, Fort Collins, CO 80523-1177 USA **4** Department of Ecology & Evolutionary Biology, University of Toronto Mississauga, 3359 Mississauga Road North, Mississauga, ON, L5L 1C6 Canada **5** Smithsonian Tropical Research Institute, Apartado 0843-03092 Balboa, Ancon, Panama **6** Odum School of Ecology, University of Georgia, Athens, GA 30602 USA **7** Institute of Botany, Department of Invasion Ecology, Academy of Sciences of the Czech Republic, CZ-252 43 Průhonice, Czech Republic, and Department of Ecology, Faculty of Science, Charles University in Prague, CZ-128 44 Viničná 7, Prague, Czech Republic **8** Institute of Plant Sciences, University of Bern, Altenbergrain 21, CH-3013 Bern, Switzerland **9** Current address: Plant Evolutionary Ecology, University of Tübingen, Auf der Morgenstelle 1, D-72076 Tübingen, Germany

Corresponding author: Robert I. Colautti (rob.colautti@botany.ubc.ca)

Academic editor: Bruce Osborne | Received 2 April 2013 | Accepted 20 July 2013 | Published 17 April 2014

Citation: Colautti RI, Franks SJ, Hufbauer RA, Kotanen PM, Torchin M, Byers JE, Pyšek P, Bossdorf O (2014) The Global Garlic Mustard Field Survey (GGMFS): challenges and opportunities of a unique, large-scale collaboration for invasion biology. In: Capdevila-Argüelles L, Zillett B (Eds) Proceedings of 7th NEOBIOTA conference, Pontevedra, Spain. NeoBiota 21: 29–47. doi: 10.3897/neobiota.21.5242

Abstract

To understand what makes some species successful invaders, it is critical to quantify performance differences between native and introduced regions, and among populations occupying a broad range of environmental conditions within each region. However, these data are not available even for the world's most notorious invasive species. Here we introduce the Global Garlic Mustard Field Survey, a coordinated distributed field survey to collect performance data and germplasm from a single invasive species: garlic mustard (*Alliaria petiolata*) across its entire distribution using minimal resources. We chose this species for its ecological impacts, prominence in ecological studies of invasion success, simple life history, and several genetic and life history attributes that make it amenable to experimental study. We developed a standardised field survey protocol to estimate population size (area) and density, age structure, plant size and

fecundity, as well as damage by herbivores and pathogens in each population, and to collect representative seed samples. Across four years and with contributions from 164 academic and non-academic participants from 16 countries in North America and Europe thus far, we have collected 45,788 measurements and counts of 137,811 plants from 383 populations and seeds from over 5,000 plants. All field data and seed resources will be curated for release to the scientific community. Our goal is to establish *A. petiolata* as a model species for plant invasion biology and to encourage large collaborative studies of other invasive species.

Keywords

Alliaria petiolata, citizen science, model system, plant invasion, research network

Introduction

How is it that invasive species, which are introduced to novel geographical regions where they lack an adaptive evolutionary history, are nonetheless able to establish and proliferate? Since investigation into this topic was launched over a half-century ago (Elton 1958; Baker and Stebbins 1965), research on this question has expanded rapidly, leading to a large and growing number of ecological and evolutionary hypotheses (Sakai et al. 2001; Facon et al. 2006; Catford et al. 2009; Gurevitch et al. 2011; Jeschke et al. 2012). Biological hypotheses of invasion success generally fall into one of two categories: (i) biogeographical differences between native and introduced ranges and (ii) functional traits that differ between species or higher-order phylogenetic groups (Colautti et al. 2014). Hypotheses in the first category attribute the success of invasive species to biological differences between native and introduced regions that are more favourable in the latter. These differences include escape from natural enemies (Mitchell and Power 2003; Torchin et al. 2003; Mitchell et al. 2010), novel effects of biochemical weapons (Callaway and Ridenour 2004), novel biotic interactions (Reinhart and Callaway 2006), or increased anthropogenic disturbance (Byers 2002). Hypotheses in the second category associate invasion success with functional traits that differ among species or higher-order phylogenetic groups. For example, invasive species may be the subset of species from native source pools that possess particular ecological or evolutionary characteristics that promote introduction, establishment, spread and competitive displacement of natives (Pyšek and Richardson 2007; van Kleunen et al. 2010). These hypotheses are not exhaustive or mutually exclusive and different species may be invasive for different reasons (Mack et al. 2000). A challenge for ecology is to evaluate these hypotheses for individual invasions, eliminate those unlikely to explain invasion success, quantify the relative importance of the remaining hypotheses and identify context dependencies that allow for a robust general theory of invasion success.

A key distinction between biogeographical and trait-based hypotheses is whether introduced populations have increased in performance relative to native populations, where performance may be measured as abundance, range size, demography, and individual survival, reproduction or competitive ability. Biogeographical hypotheses that seek to explain how introduced species escape the regulatory mechanisms present in

their native range make an inherent assumption that introduced populations benefit from an ecological or evolutionary increase in performance relative to native populations, on average. We call this the “increased vigour assumption”. In contrast, trait-based hypotheses assume that native and introduced populations perform similarly, with invasion success owing to preadaptation and environmental similarities between ranges. Therefore it is possible two very different types of invaders may exist: (i) species that become abundant and widespread through niche expansion (e.g. escaping regulation or gaining access to new resources) and (ii) species that expand their range through human agency but ultimately perform the same in native and introduced regions. Moreover, the species that both perform well in their native range and expand their niche in invaded regions should be the most successful invaders. However, few studies have measured performance of natural populations to directly test the assumption of increased vigour and these have been limited in size and geographical scope (Bossdorf et al. 2005; Parker et al. 2013; Colautti et al. 2014). Indeed, even basic field performance comparisons between native and introduced populations are often not available for many of the world’s most notorious invasive species, and where available, there is often little information about variation in performance among individuals or populations within each range (Parker et al. 2013). Comprehensive field data are therefore crucial for testing the assumption of increased vigour.

In addition to testing for increased vigour, direct field measurements help to assess the ecological relevance of factors proposed to explain invasion success. By “ecological relevance” we mean the extent to which factors affecting fitness components measured under experimental conditions directly translate to invasion success in natural populations and at larger biogeographical scales. Field measurements of natural populations are important because complex interactions among ecological and evolutionary processes can limit the predictive power of ecological and genetic factors identified in controlled experiments. For example, many plants and animals have lost specialist enemies following introduction to geographically distant locales (Mitchell and Power 2003; Torchin et al. 2003), but this does not often translate to increased performance relative to native competitors in natural field settings where multiple factors interact (Agrawal et al. 2005; Parker et al. 2006; Parker and Gilbert 2007). Without comprehensive field data from natural populations, it is unclear how often invasion success owes to escape from natural enemies. Performance measurements of individuals in natural populations provide an important link between experimental results and ecological relevance.

Testing the assumption of increased vigour, distinguishing biogeographical and phylogenetic effects, and measuring the ecological relevance of hypotheses of invasion success are difficult tasks. Ideally, a study of increased vigour in a single species would involve (i) extensive field surveys measuring performance of native and introduced populations, (ii) large-scale field manipulations to study population dynamics at nested spatial scales, (iii) development of genetic resources, and (iv) an integrated experimental approach involving experts in a variety of areas including chemical ecology, community dynamics, population ecology, population genetics, developmental biology, and genomics. To facilitate such an approach, our goal is to build a model

species for invasion biology, develop novel resources and encourage international and interdisciplinary collaboration to coordinate detailed and robust research on a single species: garlic mustard, *Alliaria petiolata*. Such an approach could then be applied to additional species in the future. Below we review our motivation for the project, introduce the sampling protocol, describe constraints on protocol design and implementation, summarize the extent of participation, outline our curation and quality control procedures, and note potential avenues for future research.

Rationale

The Global Garlic Mustard Field Survey (GGMFS) was conceived during a 2008 meeting of the Global Invasions Network, funded by a Research Collaboration Network grant from the U.S. National Science Foundation (see Acknowledgements). The meeting involved 35 invasion biologists representing a broad range of empirical and theoretical backgrounds in ecology, evolution and genetics. Discussions within this group identified the need for standardized field measurements of performance traits, and led to our choice of study species and experimental design.

Large-scale collaborations in ecology

A major challenge in ecology is generalizing from individual studies done under controlled conditions or in particular locations to broad-scale ecological patterns. This is particularly difficult in invasion biology where ranges often span continents and resources are split among studies of hundreds of different invasive species. Just as large genomic databases and bioinformatics techniques are advancing scientific understanding of genetics and evolution, large-scale ecological data collection networks that focus on a common goal can provide comprehensive data to improve understanding of ecological processes and interactions (Silvertown 2009; Cadotte et al. 2010; Firn et al. 2011; Moles et al. 2011; Silvertown et al. 2011). Large networks of professional scientists are ideally suited to collecting spatially extensive ecological data in a standardized format that is also scientifically rigorous (Craine et al. 2007). Such planned, coordinated endeavours provide much more consistent and reliable data than those which could be obtained through reviews and meta-analyses of smaller studies that typically differ in methodology and sample size, and in some cases were not designed to answer the scientific questions being addressed (Moles et al. 2011). Our general approach is similar but intermediate to two increasingly popular models of large-scale research networks: citizen science projects and “coordinated distributed experiments” or CDEs (Fraser et al. 2012). These studies are generally conducted on a global scale, but vary in the level of expertise, number of participants, sample size and data depth (Figure 2).

Pure citizen-science projects like project bud-burst (<http://budburst.org>) and the Evolution MegaLab (<http://www.evolutionmegalab.org>) (Silvertown et al. 2011) gen-

erate large amounts of data at a low cost but rely heavily on private citizens of low expertise who may have no formal education in biology, and this has led to concerns about data accuracy (Delaney et al. 2008; Fitzpatrick et al. 2009; Dickinson et al. 2010). In contrast, large-scale coordinated distributed experiments typically involve a smaller group of professional scientists but require a higher levels of funding. For example, the International Tundra Experiment (ITEX) (<http://www.geog.ubc.ca/itex>), and the Nutrient Network (NutNet) (<http://nutnet.science.oregonstate.edu>) involve scientists using standardized protocols to collect ecological data at a series of sites around the world (Craine et al. 2007; Fraser et al. 2012). The GGMFS is intermediate to these two general approaches as it involves a larger number of highly-trained professional scientists, covering a larger number of sites, but with less intensity of research and low research cost per site (Figure 2).

Challenges and trade-offs

Large-scale collaborative research projects involving hundreds of scientists create a number of specific challenges, trade-offs and financial considerations. Development of a standardized protocol for large distributed studies requires decisions about the intensity of study and sophistication of participants (Figure 2). Given limited human resources and time, increased intensity of sampling at each site will trade off with the number of sample sites. Additionally, more sophisticated measurements require more expertise, reducing the number of qualified participants. In contrast to most citizen science projects, which usually include very simple measurements (e.g. presence of a species) with little or no equipment or training, we developed a protocol that requires only basic measuring supplies, but can be slightly challenging for participants with no formal science education, and can take several hours to sample a dense population. Nonetheless, we deliberately excluded more complicated but time-intensive field manipulations or measurements such as survival rates, seed production, edaphic measurements, and community composition to encourage an increased number of participants and to keep the protocol accessible to non-scientists. As a result, GGMFS participants are mostly professionally-trained, full-time scientists at academic and governmental organizations who are aware of the need for careful and unbiased data collection. A smaller number of populations have been sampled by non-scientists, and these will be analysed for potential data quality issues in future analyses.

Study system

Garlic mustard, *Alliaria petiolata* (M. Bieb.) Cavara & Grande, is native to most of Europe and western Asia below 68°N latitude (Cavers et al. 1979). Several factors make this species suitable as a model species for invasion biology.

A widespread and successful invader with demonstrated impacts

Herbarium records (Cavers et al. 1979) and neutral genetic markers (Durka et al. 2005) suggest introductions of *A. petiolata* to North America from multiple locations across its native Eurasian distribution beginning in the early 19th century, probably for food and medicinal uses. Like many invasive species, it remained inconspicuous for decades, after which it spread at an exponential rate. It is now present in at least 37 U.S. states and five Canadian provinces and has been declared a prohibited or noxious weed in eight states (USDA Plants Database). *Alliaria petiolata* invades nutrient-rich, semi-shaded habitats such as forest edges and moist woodlands. Dense invasive populations can reduce native plant diversity and limit recruitment of native trees (Carlson and Gorchoff 2004; Stinson et al. 2007) by disrupting mycorrhizal communities that are important for economically valuable trees and native understory plants (Stinson et al. 2006; Burke 2008; Wolfe et al. 2008; Barto et al. 2011; Lankau 2011), and by altering litter decomposition as well as soil nitrogen and phosphorus cycles (Rodgers et al. 2008).

Implicated in several key hypotheses of invasion success

Invasive populations of *Alliaria petiolata* have been studied frequently. In North America, the species lacks its native specialist herbivores (Blossey et al. 2001), and suffers less herbivore damage (Lewis et al. 2006). Several previous studies tested whether this enemy release has led to evolution of decreased herbivore defences and increased competitive ability (EICA hypothesis). Some aspects of plant defence were consistently decreased in introduced populations (Bosssdorf et al. 2004b; Hull-Sanders et al. 2007), but overall evidence was rather ambiguous and did not support the EICA hypothesis (Bosssdorf et al. 2004a, b; Cipollini et al. 2005; Hull-Sanders et al. 2007; Cipollini and Lieurance 2012). *Alliaria petiolata* contains a broad array of secondary metabolites that putatively affect soil microbial communities (Cipollini 2002; Cipollini et al. 2005; Callaway et al. 2008; Bressan et al. 2009; Lankau 2011) and likely play a role in defence against herbivores and pathogens (Haribal and Renwick 1998, 2001; Haribal et al. 1999; Renwick et al. 2001; Kumarasamy et al. 2004; Cipollini and Gruner 2007). In connection with field surveys and further genetic studies, this body of research provides an excellent basis for characterizing individual-level variation in secondary chemicals, and potentially for linking this variation to ecosystem-level processes.

Simple lifetime fitness estimate

Alliaria petiolata is a biennial monocarpic species. Seeds germinate in spring, overwinter as rosettes, flower the following spring, and produce fruits in early summer (Cavers et al. 1979). Sampling populations in the summer therefore allows for simultaneous



Figure 1. Diagnostic characteristics of *Alliaria petiolata*. **A** populations **B** rosettes **C** bolting inflorescences and **D** individual flowers and developing siliques.

measurements of reproductive output of individual plants as well as population demographic structure (i.e. first-year- vs. second-year plants). Reproductive stems reach approximately 1 m in height and typically produce 10–25 siliques, each containing 10–20 seeds produced primarily through self-pollination. This relatively simple life cycle means that total lifetime reproductive success can be measured in the field and in greenhouse or growth chamber experiments.

Easily identified

Alliaria petiolata is the sole member of its genus found in Europe and North America (Cavers et al. 1979). Both juvenile and adult plants are very distinct from naturally co-occurring plants. Adult plants are easily recognized by their characteristic inflorescences in late spring (Figure 1A). First year rosettes vary in size (2–20 cm), and usually have 5–10 toothed leaves (Figure 1A) before developing inflorescences and siliques (Figure 1C). Leaves on mature plants vary from deltoid at the base to lanceolate toward the apex (Figure 1D). Flowers are 6–7 mm in diameter, each with four white petals (Figure 1D).




Figure 2. Schematic showing two hypothetical trade-off axes: **1.** (x-axis) Sampling intensity: depth of data collection (e.g. number of measurements per site) increases towards the left while the breadth of coverage (e.g. number of sites) increases towards the right; **2.** (y-axis) Participant sophistication: number of participants increases towards the top while the average level of expertise per participant increases toward the bottom. Approximate position of the Global Garlic Mustard Field Survey (GGMFS) is shown in relation to other large collaborations in ecology: Nutrient Network (NN); National Ecological Observatory Network (NEON); International Tundra Experiment (ITEX); and the Alpine Stress Gradient Project (ASG), and to citizen science projects: Christmas Bird Count (CBC) and Project Budburst (PBB).

Genetically tractable

The Brassicaceae is a genetically well-studied family of angiosperm. It includes many economically important horticultural and crops species and the model species *Arabidopsis thaliana*, which diverged from a common ancestor with *Alliaria petiolata* only about 20 million years ago (Koch et al. 2000). As a result of recent divergence, the two species share 98.3% of 1383 base pairs in the large subunit of ribulose-1,5-bisphosphate carboxylase (rbcL) (GENBANK accessions JQ933212.1 and AP000423.1). This genetic similarity is useful for annotating sequencing data and identifying candidate genes underlying phenotypic traits using common genomic tools. While metabolism and expression of defensive chemicals have not been well characterized in *A. petiolata*, related compounds have been extensively studied in many Brassicaceae species, and in particular the core biosynthetic pathway for glucosinolate production has been almost completely mapped in *A. thaliana* (Halkier and Gershenzon 2006). Identification of candidate genes and comparative genomics is quickly becoming eco-

nomically feasible for genetic studies of non-model organisms as sequencing costs have declined roughly 100,000-fold over the last decade (Lander 2011). This will be of particular value for genomic studies of *A. petiolata* because it is an autotetraploid with a relatively large genome (C-value 1.95) – about 14× that of *A. thaliana* (Bennett 1972).

Field survey

We established the GGMFS in 2009 to measure population size (i.e. area of coverage), density and age structure (i.e. proportion of first-year rosettes vs. second-year reproductive adults), as well as size, reproduction, herbivory and fungal damage of individual plants, plus some important environmental variables such as habitat type and canopy cover. The current full protocol and data collection sheet are available at <http://www.garlicmustard.org>, archived on FigShare (doi: 10.6084/m9.figshare.729274), and are described briefly below.

Setup and site choice

Contributors to the GGMFS are expected to sample populations in the late spring or early summer after >95% of plants have finished flowering. The specific date varies by climate because sampling is intended to standardize phenology across populations and to collect mature seeds for future experiments. We generally encourage participants to include one site with low light (e.g. a forest interior location), and one with high light (e.g. forest edge or roadside). However, to limit selection bias, any site containing 20 or more *A. petiolata* plants can be included in the study.

Data collection, curation and quality control

Measurements begin by pacing out the approximate area of the population of *A. petiolata* (length × width). The participants then lay out a 10 m transect to measure plants from one edge of the population moving toward the centre. In each of 10 adjacent 1 × 0.5 m plots, all juvenile rosettes and adult plants are counted. The size of the nearest juvenile and adult plant, as well as the height, leaf number and fecundity (number of fruits) of the adult are measured at five intervals, 20 cm apart, along each plot. On the adult plants, participants also count both the number of undamaged leaves and the number of leaves with >10% herbivore damage. In 2011, we added a simple measurement for pathogen damage, by noting both the total number of plants in each plot that exhibited signs of leaf pathogens as well as the number of damaged leaves. To estimate % canopy cover at each site, photos are taken of the forest canopy at three points across the sampled transect and a visual estimate of average cover is recorded. We use digital

camera photos for these estimates because they are common equipment whereas a fish-eye lens is a more accurate but specialized piece of equipment that many people may not have access to. The participants also note whether there is any information of past or ongoing disturbance or control efforts applied to the population they are sampling.

After measurements are recorded, participants harvest inflorescences from the first 20 adult plants in each population. These collections are dried for at least two weeks and then mailed along with the original data sheets and canopy photos. Seed collections and photos of sampled populations provide confirmation that the correct species was sampled, which is of concern mainly for private citizen contributions. Upon receiving these collections we visually inspect the online and hand-written data for potential typographical errors, and we clean and store all seed collections at 5°C. We use ImageJ (Abramoff et al. 2004) to estimate canopy cover from canopy photos, and we compile approximate bioclimatic variables for each sampled location from the WorldClim database (<http://www.WorldClim.org>) (Hijmans et al. 2005). We use Google Earth (Version 5.0) to confirm population locations and habitat information. With precise GPS locations, Google Earth images are of high enough resolution to verify key characteristics entered as site descriptions, such as altitude and habitat type. Finally, we run a series of statistical tests for typos and outliers and organize all text into a single data file using *R* (R Core Team 2012).

Participation and current extent of sampling

Across four field seasons (2009–2012), 164 participants in 16 countries across North America and Europe (Figure 3) collected data and sampled seeds from 383 field sites (Figure 4). These participants included many academic scientists – faculty, postdocs, and graduate students – but also weed managers, conservation groups, and citizen scientists. Sampling intensity was strongly skewed as most contributors sampled a small number of populations, but a few individuals sampled many sites (Figure 3A). Interestingly, participation at each site was generally all-or-nothing; only five entries were excluded due to incomplete data. Sampling began in 2009 but was most heavily promoted in 2010 and 2011 through direct invitation of individual scientists, as well as general announcements on listserv (e.g. ECOLOG-L, EvolDir), and citizen science channels. After the 2011 season, participants were no longer directly solicited, and participation dropped to 19 populations in 2012. The total field data contributed thus far includes 383 populations concentrated in the northeast U.S. and central Europe (Figure 4). These samples represent a fair proportion of North American and European distribution of *A. petiolata* (Welk et al. 2002). Over 5,000 seed families have been collected from these populations and are currently being evaluated for viability and subsequently grown for seed production. Collectively, participants, counted 137,811 plants and recorded 47,514 individual measurements.

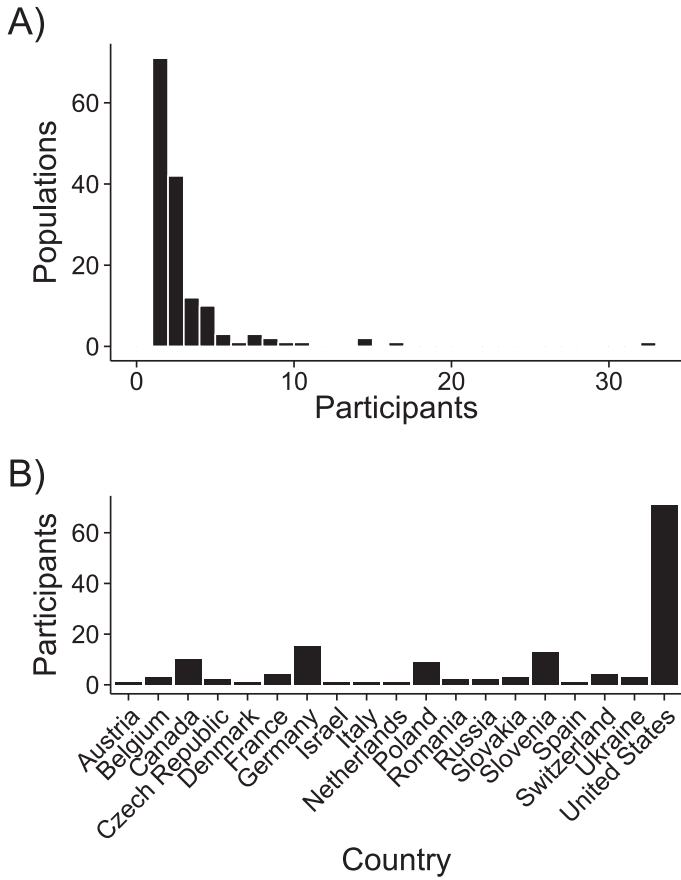


Figure 3. Frequency histograms of **A** sampling effort by each participant, and **B** number of participants per country. Note that “participant” in this case is either an individual or a group of people sampling together.

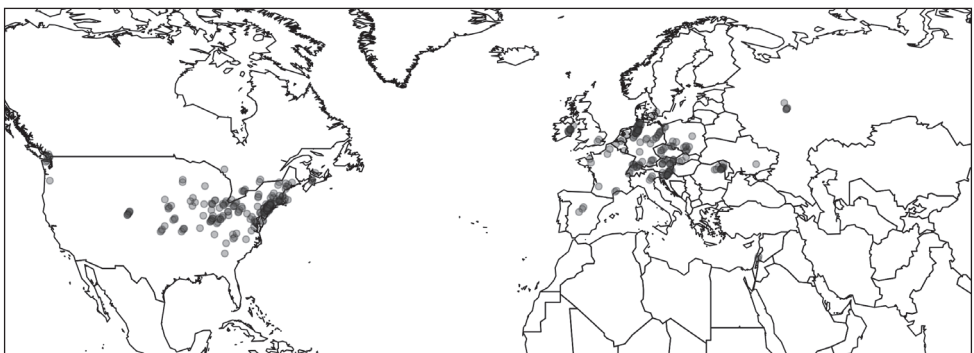


Figure 4. Map showing 383 sample locations from 2009–2012 inclusive, representing both the native (Europe) and introduced (North America) ranges. Dots are translucent resulting in darker areas that indicate regions with higher sampling intensities.

Future directions

Undergraduate engagement

The GGMFS protocol has been incorporated into some undergraduate-level field courses, particularly at universities focused on undergraduate teaching and educating minorities. These faculty positions are typically associated with high teaching loads and low research budgets, which limit research output relative to faculty at major universities. At the same time, these schools tend to have smaller class sizes and more involved undergraduate students. Large collaborative networks like the GGMFS allow faculty with limited time and financial resources to collaborate within a global community of researchers and play a key role in collecting and analysing valuable scientific data (Bowne et al. 2011).

In addition to involving faculty in research, the GGMFS data and protocol introduce students to research and provide excellent opportunities for project-oriented undergraduate teaching. Active learning exercises, in which students engage directly in laboratory or field demonstrations, are more effective than class lectures and other passive modes of teaching (National Academies Press 2005; Michael 2006). We see two main avenues for teaching: (i) Students can use the formal GGMFS protocol to collect data in their area, and then analyse and discuss these data in comparison with other populations from the GGMFS. (ii) Students can incorporate climate data and satellite images of GGMFS sample sites to learn techniques and address fundamental questions in invasion biology, plant ecology and general biology. There are many more options for building elements of the GGMFS into future curricula, e.g. laboratory studies using seeds from the seed bank, which connect molecular or quantitative genetic information with the large amount of field and environmental information available for each of the seed origins.

Open science

One of the guiding principles of the GGMFS is the inherent value to society of completely open and accessible data, analyses, germplasm and any additional resources arising from this project. Creating these resources is also a crucial step for cultivating a diverse community of biologists with a variety of expertise but a common goal of understanding the biological mechanisms underlying the invasion success of an ecologically important invasive species. We plan to eventually release all data collected for the GGMFS, along with relevant analyses needed to replicate any results published in peer reviewed journals. These will be available to the scientific community with the expectation that future analyses using the data will also be made equally open-access. The release of the field data will likely occur in a series of stages following publication, with a sequester period of 1–2 years to facilitate novel analyses among project participants before releasing data to the scientific community.

Seed propagation and archiving

Seeds collected as part of the field survey will form the basis of inbred lines for laboratory demonstrations and for future research. Seed collections are stored under cool-dry conditions in three locations – University of Tübingen, Germany, Fordham University in New York, USA, and the University of British Columbia in Vancouver, Canada. To reduce the potential for maternal effects and to produce enough seeds for future experiments, we are currently propagating all viable seed families in an outdoor common garden in Tübingen.

Future projects

In addition to collecting valuable data and seed resources, the GGMFS has brought together a global network of scientists who possess a range of expertise and a unifying interest in understanding biological invasions. To build on the work described above, we propose to expand this network and to consider additional studies that complement the GGMFS data and address difficult but important questions about the ecology and evolution of invasive species. Anyone interested in participating should contact the lead authors of this paper or the project coordinators listed on the GGMFS website (<http://www.garlicmustard.org>). We have identified three projects in particular that build on the strengths of the GGMFS model:

(i) Temporal sampling: More detailed demographic measurements, and long-term sampling of the same populations across multiple years would help improve understanding of invasion dynamics at several nested spatial scales.

(ii) Additional invasive species: Replicating the GGMFS approach with other invasive species, including those with different life-history strategies and extent of invasiveness, would allow for a more general test of the increased vigour assumption and testing hypotheses of invasion success in other species. In addition to all of the benefits described above for *A. petiolata*, field surveys from multiple species will help to identify generalities in the relative importance of different ecological and evolutionary processes to invasion success.

(iii) Large-scale reciprocal transplant experiments: Reciprocal transplant experiments have a long history in plant biology but have rarely been used to study invasive species. Utilizing the GGMFS network and additional collaborators, a large transcontinental reciprocal transplant experiment across dozens of sites in North America and Europe and using a shared subset of GGMFS seed families would be particularly useful to test for genetic differences between, and local adaptation of, native and introduced populations.

Conclusions

Large collaborations are transforming many areas of science, but ecological and evolutionary studies of invasive species have spread limited resources across a broad range of

study systems and geographic locations. Focusing studies on a few model systems can help to comprehensively address the fundamental question of what determines invader success, and to evaluate different mechanisms of invasiveness. The Global Garlic Mustard Field Survey (GGMFS) is a step toward this more integrated approach to invasion biology; it provides much-needed comprehensive data on the performance of natural populations of an invasive species across its native and introduced ranges. Large field surveys can provide an important link from experimental results observed at local sites on a subset of populations to biogeographical patterns of invasion success occurring at continental and global scales.

Acknowledgements

This project was initiated during a Global Invasions Network (NSF RCN) meeting supported by NSF DEB Grant No. 0541673 and benefited from discussions with S. Atkinson, H. Auge, A. Blair, D. Blumenthal, C. Brown, H. Cornell, R. Holt, V. Jarošík, A. Kanarek, J. Kolbe, M. Lampo, C. Lee, L. Martin, W. Miller, C. Mitchell, H. Müller-Schärer, W. Nentwig, V. Panov, J. Parker, J. Pergl, G. Ruiz, U. Schaffner, K. Schierenbeck, R. van Klinken, K. Vaughn, M. Vilà, C. Webb and L. Wolfe. RIC is grateful for fellowship funding from Canadian NSERC-PGS and NSERC-Banting programs, and PMK is supported by an NSERC Discovery Grant. RAH acknowledges support from the Colorado State University Agricultural Experiment Station. PP was supported by long-term research development project no. RVO 67985939 from the Academy of Sciences of the Czech Republic, institutional resources of Ministry of Education, Youth and Sports of the Czech Republic, and acknowledges the support by Praemium Academiae award from the Academy of Sciences of the Czech Republic.

References

- Abramoff MD, Magalhães PJ, Ram SJ (2004) Image processing with ImageJ. *Biophotonics International* 11: 36–42.
- Agrawal AA, Kotanen PM, Mitchell CE, Power AG, Godsoe W, Klironomos J (2005) Enemy release? An experiment with congeneric plant pairs and diverse above- and belowground enemies. *Ecology* 86: 2979–2989. doi: 10.1890/05-0219
- Baker HG, Stebbins GL (1965) *The Genetics of Colonizing Species*. Academic Press, New York.
- Barto EK, Antunes PM, Stinson K, Koch AM, Klironomos JN, Cipollini D (2011) Differences in arbuscular mycorrhizal fungal communities associated with sugar maple seedlings in and outside of invaded garlic mustard forest patches. *Biological Invasions* 13: 2755–2762. doi: 10.1007/s10530-011-9945-6
- Baskin J, Baskin C (1992) Seed germination biology of the weedy biennial *Alliaria petiolata*. *Natural Areas Journal* 12: 191–197.

- Bennett MD (1972) Nuclear DNA content and minimum generation time in herbaceous plants. *Proceedings of the Royal Society of London Series B* 181: 109–135. doi: 10.1098/rspb.1972.0042
- Blossey B, Nuzzo V, Hinz H, Gerber E (2001) Developing biological control of *Alliaria petiolata* (M. Bieb.) Cavara and Grande (garlic mustard). *Natural Areas Journal* 21: 357–367.
- Bossdorf O, Auge H, Lafuma L, Rogers WE, Siemann E, Prati D (2005) Phenotypic and genetic differentiation between native and introduced plant populations. *Oecologia* 144: 1–11. doi: 10.1007/s00442-005-0070-z
- Bossdorf O, Prati D, Auge H, Schmid B (2004a) Reduced competitive ability in an invasive plant. *Ecology Letters* 7: 346–353. doi: 10.1111/j.1461-0248.2004.00583.x
- Bossdorf O, Schröder S, Prati D, Auge H (2004b) Palatability and tolerance to simulated herbivory in native and introduced populations of *Alliaria petiolata* (Brassicaceae). *American Journal of Botany* 91: 856–862. doi: 10.3732/ajb.91.6.856
- Bowne DR, Downing AL, Hoopes MF, LoGiudice K, Thomas CL, Anderson LJ, Gartner TB, Hornbach DJ, Kuers K, Machado J-L, Pohlrad BR, Shea KL (2011) Transforming ecological science at primarily undergraduate institutions through collaborative networks. *BioScience* 61: 386–392. doi: 10.1525/bio.2011.61.5.7
- Bressan M, Roncato MA, Bellvert F, Comte G, Haichar FE, Achouak W, Berge O (2009) Exogenous glucosinolate produced by *Arabidopsis thaliana* has an impact on microbes in the rhizosphere and plant roots. *ISME Journal* 3: 1243–1257. doi: 10.1038/ismej.2009.68
- Burke DJ (2008) Effects of *Alliaria petiolata* (garlic mustard; Brassicaceae) on mycorrhizal colonization and community structure in three herbaceous plants in a mixed deciduous forest. *American Journal of Botany* 95: 1416–1425. doi: 10.3732/ajb.0800184
- Byers JE (2002) Impact of non-indigenous species on natives enhanced by anthropogenic alteration of selection regimes. *Oikos* 97: 449–458. doi: 10.1034/j.1600-0706.2002.970316.x
- Cadotte MW, Borer ET, Seabloom EW, Cavender-Bares J, Harpole WS, Cleland E, Davies KF (2010) Phylogenetic patterns differ for native and exotic plant communities across a richness gradient in Northern California. *Diversity and Distributions* 16: 892–901. doi: 10.1111/j.1472-4642.2010.00700.x
- Callaway RM, Cipollini D, Barto K, Thelen GC, Hallett SG, Prati D, Stinson K, Klironomos J (2008) Novel weapons: invasive plant suppresses fungal mutualists in North America but not in its native Europe. *Ecology* 89: 1043–1055. doi: 10.1890/07-0370.1
- Callaway RM, Ridenour WM (2004) Novel weapons: invasive success and the evolution of increased competitive ability. *Frontiers in Ecology and Evolution* 2: 436–443. doi: 10.1890/1540-9295(2004)002[0436:NWISAT]2.0.CO;2
- Carlson AM, Gorchov DL (2004) Effects of herbicide on the invasive biennial *Alliaria petiolata* (garlic mustard) and initial responses of native plants in a southwestern Ohio forest. *Restoration Ecology* 12: 559–567. doi: 10.1111/j.1061-2971.2004.00373.x
- Catford JA, Jansson R, Nilsson C (2009) Reducing redundancy in invasion ecology by integrating hypotheses into a single theoretical framework. *Diversity and Distributions* 15: 22–40. doi: 10.1111/j.1472-4642.2008.00521.x

- Cavers PB, Heagy MI, Kokron RF (1979) Biology of Canadian weeds 35. *Alliaria petiolata* (M Bieb) Cavara and Grande. *Canadian Journal of Plant Science* 59: 217–229. doi: 10.4141/cjps79-029
- Cipollini D (2002) Variation in the expression of chemical defenses in *Alliaria petiolata* (Brassicaceae) in the field and common garden. *American Journal of Botany* 89: 1422–1430. doi: 10.3732/ajb.89.9.1422
- Cipollini D, Mbagwu J, Barto K, Hillstrom C, Enright S (2005) Expression of constitutive and inducible chemical defenses in native and invasive populations of *Alliaria petiolata*. *Journal of Chemical Ecology* 31: 1255–1267. doi: 10.1007/s10886-005-5284-3
- Cipollini D, Gruner B (2007) Cyanide in the chemical arsenal of garlic mustard, *Alliaria petiolata*. *Journal of Chemical Ecology* 33: 85–94. doi: 10.1007/s10886-006-9205-x
- Cipollini D, Lieurance DM (2012) Expression and costs of induced defense traits in *Alliaria petiolata*, a widespread invasive plant. *Basic and Applied Ecology* 13: 432–440. doi: 10.1016/j.baae.2012.06.007
- Colautti RI, Parker JD, Cadotte MW, Pyšek P, Brown CS, Sax DF, Richardson DM (2014) Quantifying the invasiveness of species. In: Capdevila-Argüelles L, Zilletti B (Eds) *Proceedings of 7th NEOBIOTA conference, Pontevedra, Spain*. *NeoBiota* 21: 7–27. doi: 10.3897/neobiota.21.5310
- Craine JM, Battersby J, Elmore AJ, Jones AW (2007) Building EDENs: the rise of environmentally distributed ecological networks. *BioScience* 57: 45–54. doi: 10.1641/B570108
- Delaney DG, Sperling CD, Adams CS, Leung B (2008) Marine invasive species: validation of citizen science and implications for national monitoring networks. *Biological Invasions* 10: 117–128. doi: 10.1007/s10530-007-9114-0
- Dickinson JL, Zuckerberg B, Bonter DN (2010) Citizen science as an ecological research tool: challenges and benefits. *Annual Review of Ecology, Evolution, and Systematics* 41: 149–172. doi: 10.1146/annurev-ecolsys-102209-144636
- Durka W, Bossdorf O, Prati D, Auge H (2005) Molecular evidence for multiple introductions of garlic mustard (*Alliaria petiolata*, Brassicaceae) to North America. *Molecular Ecology* 14: 1697–1706. doi: 10.1111/j.1365-294X.2005.02521.x
- Elton CS (1958) *The Ecology of Invasions by Animals and Plants*. Methuen, London.
- Facon B, Genton BJ, Shykoff J, Jarne P, Estoup A, David P (2006) A general eco-evolutionary framework for understanding bioinvasions. *Trends in Ecology and Evolution* 21: 130–135. doi: 10.1016/j.tree.2005.10.012
- Firn J, Moore JL, MacDougall AS, Borer ET, Seabloom EW, HilleRisLambers J, Harpole WS, Cleland EE, Brown CS, Knops JMH, Prober SM, Pyke DA, Farrell KA, Bakker JD, O'Halloran LR, Adler PB, Collins SL, D'Antonio CM, Crawley MJ, Wolkovich EM, La Pierre KJ, Melbourne BA, Hautier Y, Morgan JW, Leakey ADB, Kay A, McCulley R, Davies KF, Stevens CJ, Chu CJ, Holl KD, Klein JA, Fay PA, Hagenah N, Kirkman KP, Buckley YM (2011) Abundance of introduced species at home predicts abundance away in herbaceous communities. *Ecology Letters* 14: 274–281. doi: 10.1111/j.1461-0248.2010.01584.x
- Fitzpatrick MC, Preisser EL, Ellison AM, Elkinton JS (2009) Observer bias and the detection of low-density populations. *Ecological Applications* 19: 1673–1679. doi: 10.1890/09-0265.1

- Fraser LH, Henry HA, Carlyle CN, White SR, Beierkuhnlein C, Cahill JF, Casper BB, Cleland E, Collins SL, Dukes JS, Knapp AK, Lind E, Long R, Luo Y, Reich PB, Smith MD, Sternberg M, Turkington R (2012) Coordinated distributed experiments: an emerging tool for testing global hypotheses in ecology and environmental science. *Frontiers in Ecology and the Environment* 11: 147–155. doi: 10.1890/110279
- Gurevitch J, Fox GA, Wardle GM, Inderjit, Taub D (2011) Emergent insights from the synthesis of conceptual frameworks for biological invasions. *Ecology Letters* 14: 407–418. doi: 10.1111/j.1461-0248.2011.01594.x
- Halkier BA, Gershenzon J (2006) Biology and biochemistry of glucosinolates. *Annual Review of Plant Biology* 57: 303–333. doi: 10.1146/annurev.arplant.57.032905.105228
- Haribal M, Renwick JAA (1998) Isovitexin 6''-O- β -d-glucopyranoside: a feeding deterrent to *Pieris napi oleracea* from *Alliaria petiolata*. *Phytochemistry* 47: 1237–1240. doi: 10.1016/S0031-9422(97)00740-1
- Haribal M, Renwick JAA, Attygalle A (1999) A new sinapoyl derivative of isovitexin 6''-O- β -d-glucopyranoside from *Alliaria petiolata*. *Journal of Natural Products* 62: 179–180. doi: 10.1021/np980299n
- Haribal M, Renwick JAA (2001) Seasonal and population variation in flavonoid and alliarinoside content of *Alliaria petiolata*. *Journal of Chemical Ecology* 27: 1585–1594. doi: 10.1023/A:1010406224265
- Hijmans RJ, Cameron SE, Parra JL, Jones PG, Jarvis A (2005) Very high resolution interpolated climate surfaces for global land areas. *International Journal of Climatology* 25: 1965–1978. doi: 10.1002/joc.1276
- Hull-Sanders HM, Clare R, Johnson RH, Meyer GA (2007) Evaluation of the evolution of increased competitive ability (EICA) hypothesis: loss of defense against generalist but not specialist herbivores. *Journal of Chemical Ecology* 33: 781–799. doi: 10.1007/s10886-007-9252-y
- Jeschke J, Gómez Aparicio L, Haider S, Heger T, Lortie C, Pyšek P, Strayer D (2012) Support for major hypotheses in invasion biology is uneven and declining. *NeoBiota* 14: 1–20. doi: 10.3897/neobiota.14.3435
- van Kleunen M, Weber M, Fischer M (2010) A meta-analysis of trait differences between invasive and non-invasive plant species. *Ecology Letters* 13: 235–245. doi: 10.1111/j.1461-0248.2009.01418.x
- Koch MA, Haubold B, Mitchell-Olds T (2000) Comparative evolutionary analysis of chalcone synthase and alcohol dehydrogenase loci in *Arabidopsis*, *Arabis*, and related genera (Brassicaceae). *Molecular Biology and Evolution* 17: 1483–1498. doi: 10.1093/oxfordjournals.molbev.a026248
- Kumarasamy Y, Byres M, Cox PJ, Delazar A, Jaspars M, Nahar L, Shoeb M, Sarker SD (2004) Isolation, structure elucidation, and biological activity of flavone 6-C-glycosides from *Alliaria petiolata*. *Chemistry of Natural Compounds* 40: 122–128. doi: 10.1023/B:CO NC.0000033926.72396.41
- Lankau RA (2011) Intraspecific variation in allelochemistry determines an invasive species' impact on soil microbial communities. *Oecologia* 165: 453–463. doi: 10.1007/s00442-010-1736-8

- Lewis KC, Bazzaz FA, Liao Q, Orians CM (2006) Geographic patterns of herbivory and resource allocation to defense, growth, and reproduction in an invasive biennial, *Alliaria petiolata*. *Oecologia* 148: 384–395. doi: 10.1007/s00442-006-0380-9
- Mack RN, Simberloff D, Lonsdale WM, Evans H, Clout, Bazzaz FA (2000) Biotic invasions: causes, epidemiology, global consequences, and control. *Ecological Applications* 10: 689–710. doi: 10.1890/1051-0761(2000)010[0689:BICEGC]2.0.CO;2
- Maron JL, Vilà M, Bommarco R, Elmendorf S, Beardsley P (2004) Rapid evolution of an invasive plant. *Ecological Monographs* 74: 261–280. doi: 10.1890/03-4027
- Michael J (2006) Where's the evidence that active learning works? *Advances in Physiology Education* 30: 159–167. doi: 10.1152/advan.00053.2006
- Mitchell CE, Blumenthal D, Jarošík V, Puckett EE, Pyšek P (2010) Controls on pathogen species richness in plants' introduced and native ranges: roles of residence time, range size and host traits. *Ecology Letters* 13: 1525–1535. doi: 10.1111/j.1461-0248.2010.01543.x
- Mitchell CE, Power AG (2003) Release of invasive plants from fungal and viral pathogens. *Nature* 421: 625–627. doi: 10.1038/nature01317
- Moles AT, Wallis IR, Foley WJ, Warton DI, Stegen JC, Bisigato AJ, Cella-Pizarro L, Clark CJ, Cohen PS, Cornwell WK, Edwards W, Ejrnæs R, Gonzales-Ojeda T, Graae BJ, Hay G, Lumbwe FC, Magaña-Rodríguez B, Moore BD, Peri PL, Poulsen JR, Veldtman R, von Zeipel H, Andrew NR, Boulter SL, Borer ET, Campón FF, Coll M, Farji-Brener AG, De Gabriel J, Jurado E, Kyhn LA, Low B, Mulder CPH, Reardon-Smith K, Rodríguez-Velázquez J, Seabloom EW, Vesik PA, van Cauter A, Waldram MS, Zheng Z, Blendinger PG, Enquist BJ, Facelli JM, Knight T, Majer JD, Martínez-Ramos M, McQuillan P, Prior LD (2011) Putting plant resistance traits on the map: a test of the idea that plants are better defended at lower latitudes. *New Phytologist* 191: 777–788. doi: 10.1111/j.1469-8137.2011.03732.x
- Nakagawa S, Freckleton RP (2008) Missing inaction: the dangers of ignoring missing data. *Trends in Ecology and Evolution* 23: 592–596. doi: 10.1016/j.tree.2008.06.014
- National Academies Press (2005) *How Students Learn: Science in the Classroom*. The National Academies Press, Atlanta.
- Parker JD, Burkepille DE, Hay ME (2006) Opposing effects of native and exotic herbivores on plant invasions. *Science* 311: 1459–1461. doi: 10.1126/science.1121407
- Parker IM, Gilbert GS (2007) When there is no escape: the effects of natural enemies on native, invasive, and noninvasive plants. *Ecology* 88: 1210–1224. doi: 10.1890/06-1377
- Parker JD, Torchin ME, Hufbauer RA, Lemoine NP, Alba C, Blumenthal DM, Bossdorf O, Byers JE, Dunn AM, Heckman RW, Hejda M, Jarošík V, Kanarek AR, Martin LB, Perkins SE, Pyšek P, Schierenbeck KA, Schlöder C, Van Klinken RD, Vaughn K, Williams W, Wolfe LM (2013) Do invasive species perform better in their new ranges? *Ecology* 94: 985–994. doi: 10.1890/12-1810.1
- Pyšek P, Richardson DM (2007) Traits associated with invasiveness in alien plants: where do we stand? In: Nentwig W (Ed) *Biological Invasions*. Springer-Verlag, Berlin, 77–96. doi: 10.1007/978-3-540-36920-2_7
- R Core Team (2012) *R: A language and environment for statistical computing*. R Foundation for Statistical Computing, Vienna.

- Reinhart KO, Callaway RM (2006) Soil biota and invasive plants. *New Phytologist* 170: 445–457. doi: 10.1111/j.1469-8137.2006.01715.x
- Renwick JAA, Zhang WQ, Haribal M, Attygalle AB, Lopez KD (2001) Dual chemical barriers protect a plant against different larval stages of an insect. *Journal of Chemical Ecology* 27: 1575–1583. doi: 10.1023/A:1010402107427
- Rodgers VL, Wolfe BE, Werden LK, Finzi AC (2008) The invasive species *Alliaria petiolata* (garlic mustard) increases soil nutrient availability in northern hardwood-conifer forests. *Oecologia* 157: 459–471. doi: 10.1007/s00442-008-1089-8
- Rubin D (1976) Inference and missing data. *Biometrika* 63: 581–590. doi: 10.1093/biomet/63.3.581
- Sakai AK, Allendorf FW, Holt JS, Lodge DM, Molofsky J, With KA, Baughman S, Cabin RJ, Cohen JE, Ellstrand NC, McCauley DE, O'Neil P, Parker IM, Thompson JN, Weller SG (2001) The population biology of invasive species. *Annual Review of Ecology and Systematics* 32: 305–332. doi: 10.1146/annurev.ecolsys.32.081501.114037
- Silvertown J (2009) A new dawn for citizen science. *Trends in Ecology and Evolution* 24: 467–471. doi: 10.1016/j.tree.2009.03.017
- Silvertown J, Cook L, Cameron R, Dodd M, McConway K, Worthington J, Skelton P, Anton C, Bossdorf O, Baur B, Schilthuizen M, Fontaine B, Sattmann H, Bertorelle G, Correia M, Oliveira C, Pokryszko B, Ozgo M, Stalazas A, Gill E, Rammul U, Solymos P, Feher Z, Juan X (2011) Citizen science reveals unexpected continental-scale evolutionary change in a model organism. *PLoS ONE* 6: e18927. doi: 10.1371/journal.pone.0018927
- Stinson KA, Campbell SA, Powell JR, Wolfe BE, Callaway RM, Thelen GC, Hallett SG, Prati D, Klironomos JN (2006) Invasive plant suppresses the growth of native tree seedlings by disrupting belowground mutualisms. *PLoS Biology* 4: 727–731. doi: 10.1371/journal.pbio.0040140
- Stinson K, Kaufman S, Durbin L, Lowenstein F (2007) Impacts of garlic mustard invasion on a forest understory community. *Northeastern Naturalist* 14: 73–88. doi: 10.1656/1092-6194(2007)14[73:IOGMIO]2.0.CO;2
- Torchin ME, Lafferty KD, Dobson AP, McKenzie VJ, Kuris AM (2003) Introduced species and their missing parasites. *Nature* 421: 628–630. doi: 10.1038/nature01346
- Welk E, Schubert K, Hoffmann MH (2002) Present and potential distribution of invasive garlic mustard (*Alliaria petiolata*) in North America. *Diversity and Distributions* 8: 219–233. doi: 10.1046/j.1472-4642.2002.00144.x
- Wolfe BE, Rodgers VL, Stinson KA, Pringle A (2008) The invasive plant *Alliaria petiolata* (garlic mustard) inhibits ectomycorrhizal fungi in its introduced range. *Journal of Ecology* 96: 777–783. doi: 10.1111/j.1365-2745.2008.01389.x