

## BASKETRY BOLO CASE FROM BASILAN ISLAND.

By OTIS T. MASON.

*Head Curator, Department of Anthropology, U. S. National Museum.*

In the department of anthropology in the United States National Museum is a basketry toilet or bolo case of the Jacanes (Yacanes), an aboriginal tribe living in the interior of Basilan Island, southwest of




FIG. 1.—JACANESE BOLO CASE. FRONT VIEW, SHOWING FOOTING, STAINED, CARVED, AND PERCED FOR THE INNER BODY TECHNIC; OUTER BODY TECHNIC, WITH HORIZONTAL, VERTICAL, DEXTRAL, AND SINISTRAL WEAVING; AND BORDER, SHOWING HOOP WORK, KNOT WORK, AND BRAID WORK.

Mindanao (Cat. No. 239086, U.S.N.M.). Owing to the slight clothing there needed, it is the custom to suspend the receptacle for odds and ends from the belt universally worn. It has the functions of a

pocket, a scabbard, and a woman's reticule. The Basilan Moros call it see-bah'-kan; the Jacanes, tahn-pee'-pee. When the bolo is in it, the basket is called doo'-hoong. Dimensions: Height, 13 $\frac{3}{4}$  inches; diameter at the top, 5 inches. Gift of Dr. E. A. Mearns, U. S. Army.

*Structural parts.*—Bottom; body, in shape of a cavalry legging pinched together at the bottom; border; carrying parts, only a portion of which are present; and ornamentation. The structural parts at once awaken interest through the economies displayed in uniting the greatest capacity and strength with the least weight of the vehicle. (See figs. 1 and 2, showing front and back views of specimen.)



FIG. 2.—JACANESE BOLO CASE. BACK VIEW, SHOWING THE STRENGTHENING STRIPS FOR CARRYING AND THE METHOD OF ATTACHING BY MEANS OF MALAY KNOTS.

*Technic.*—Its technical processes are as follows: The bottom is worked from soft wood and is divided into quite distinct portions, the outer and the inner. The former is the footing—keel-shaped, parallel-sided, and rudely carved in front. The inside portion, acting as a lining to the bottom, is in shape of a long, elliptical dish, to serve as a rest for the weapons and other belongings (fig. 3). The furrow between these parts receives the textile elements of the inner basket.

The technic of the body is in uniform, rigid splits of bamboo, in two series—the inner, one-quarter of an inch; the outer, one-half an inch wide. These are woven in four directions—horizontal, dextral, sinistral, and vertical. The inner series are the foundation, and are in

hexagonal weaving (fig. 3). The dextral and the sinistral elements are drawn through holes in the upper border of the footing, and the meshes are each large enough to allow the passage of six elements of the outer basket, two from each of the three directions—vertical, right, and left (fig. 4). Just above these holes in the footing the first horizontal split of the inner basket, or foundation, serves as a starting point of the outer basket (fig. 3). The bamboo splits of the outer series are doubled about this one, half of each split passing up vertically and the other half either to the right or to the left, and all woven in and out through the hexagonal meshes (fig. 4). The effect of this double weaving is to produce an almost compact technic, with the splits of the inner basket nearly concealed.

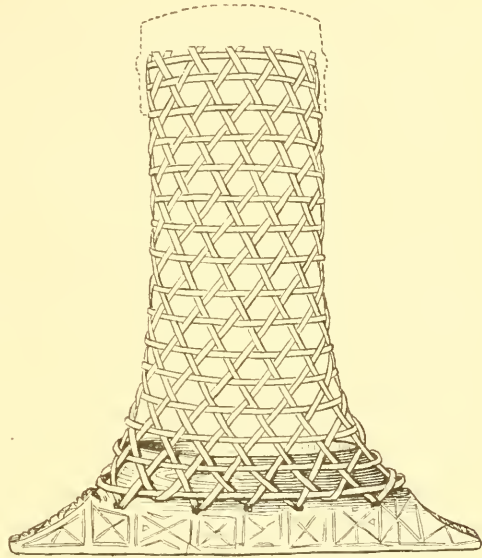


FIG. 3.—INSIDE OF JAPANESE BOLO CASE, SHOWING HEXAGON WEAVE, THE METHOD OF ITS ATTACHMENT, AND THE DOUBLE FUNCTION OF THE FOOTING.




FIG. 4.—OUTER TECHNIC OF JAPANESE BOLO CASE, SHOWING HOW THE ELEMENTS ARE BENT, INCLINED, AND ATTACHED TO THE HEXAGONAL WEAVING. NOTE SPECIALLY HOW THE SPLITS GO IN PAIRS, THE FLUKES ALTERNATELY DIVERGING RIGHT AND LEFT, AS IN AN ANCHOR, THEN CROSSING EACH OTHER.

The technic of the border is the most interesting of all, owing to its complexity (figs. 1, 2, and 5). It is founded on hoops and is in two sections, the upper and the lower. The former is of flat hoops surmounted by a smaller round hoop, the inner ones being covered in lace work of rattan splits (fig. 5, *a* and *b*). These laced hoops are fitted on the top of the body and fastened, as follows, by what constitutes the second por-

tion of the border: Stout hoops form the inwale and the outwale of this portion, and three series of Malay knots unite them with the

lower hoop of the laced work and with the upper edge of the body work, at the same time forming a band of simple sennit braid work on the outside (fig. 5, *c-c*). This is a remarkable example of joining Malay knot work and weaving, for the purpose of hiding the unsightly turning down of ends at the top of the body.

The carrying parts present are two strong half stems of rattan laid on the back of the body outside, a little farther apart at the bottom, and held fast by a series of Malay knots about 2 inches apart. The ends of the carrying parts are tucked in at top and bottom. (See fig. 2.)

For want of a better name the term "Malay knot" is used here for the universal appliance to bind several parts together. It is a combination of two round turns and two half hitches in splits or tough

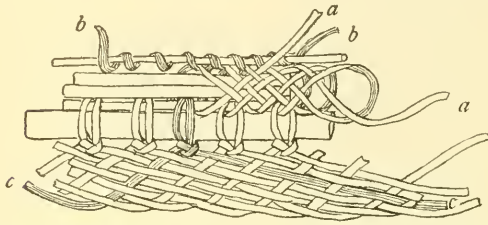


FIG. 5.—BORDER OF JAVANESE POLO CASE, SHOWING HOOP WORK AND LACE WORK (*a* and *b*), KNOT WORK AND BRAID WORK (*c*).

and pliable stems. To tie the knot, (1) pass the free end of the material to the right as far as the place where the knot is to be tied; (2) under and around the parts and back of the standing part; (3) pass the free end around to the left of the first round turn, bringing it in front of the standing part and then under all and forward, moving toward the right; (4) take a half hitch around the standing part from down upward and make all tight. Repeat at will, always working toward the right.

The ornamentation of the basket is in the technic, in carving and staining, and in smoking or charring—the last two processes on the front only. The footing is stained black in front and carved with very simple geometric patterns. The weaving of the body is smoked so as to present an X-shaped design in natural color, effected by laying two palm leaflets crossed on the surface while the coloring was going on. The upper outer edge of the braid work on the border has a decoration added in the shape of a little hoop joined on by overwhipping in fine split.