



CATALOGUE OF THE
NEOTROPICAL SQUAMATA
PART I. SNAKES

Catalogue of the
Neotropical Squamata
Part I. Snakes

JAMES A. PETERS

United States National Museum

and

BRAULIO OREJAS-MIRANDA

Museum of Natural History

Montevideo, Uruguay

With the collaboration of Roberto Donoso-Barros

Universidad de Concepción

Concepción, Chile



SMITHSONIAN INSTITUTION PRESS

City of Washington

1970

Publications of the United States National Museum

The scientific publications of the United States National Museum include two series, *Proceedings of the United States National Museum* and *United States National Museum Bulletin*.

In these series are published original articles and monographs dealing with the collections and work of the Museum and setting forth newly acquired facts in the fields of anthropology, biology, geology, history, and technology. Copies of each publication are distributed to libraries and scientific organizations and to specialists and others interested in the various subjects.

The *Proceedings*, begun in 1878, are intended for the publication, in separate form, of shorter papers. These are gathered in volumes, octavo in size, with the publi-

cation date of each paper recorded in the table of contents of the volume.

In the *Bulletin* series, the first of which was issued in 1875, appear longer, separate publications consisting of monographs (occasionally in several parts) and volumes in which are collected works on related subjects. *Bulletins* are either octavo or quarto in size, depending on the needs of the presentation. Since 1902, papers relating to the botanical collections of the Museum have been published in the *Bulletin* series under the heading *Contributions from the United States National Herbarium*.

This work forms number 297 of the *Bulletin* series.

FRANK A. TAYLOR
Director, United States National Museum

U.S. GOVERNMENT PRINTING OFFICE

WASHINGTON : 1970

For sale by the Superintendent of Documents, U.S. Government Printing Office
Washington, D.C. 20402 - Price \$6.75 per set of 2 volumes, sold in sets only

 INTRODUCTION

This catalogue represents an attempt to make it possible for participants in the International Biological Program working in Latin America to identify the snakes encountered in the field. It was originally planned to include information on the ecology and ethology of the reptilian species, to permit field investigators to distinguish the unusual ecological event from the commonplace occurrence, but time has not permitted the inclusion of that degree of detail. We have instead focussed our attentions on the construction of a workable field manual with keys designed to help identification without laboratory facilities. We have not been entirely successful, because a few taxa cannot be separated without the use of a dissecting microscope or the checking of internal characteristics, but for the most part the keys can be used with little more than a hand lens for specimen examination.

The limits we have established for the area covered by this work are from the border between Mexico and Guatemala south throughout continental South America and all off-shore islands within the continental shelf. The Galapagos and the islands of the Caribbean are not included.

The synonymies presented for the taxa are very abbreviated. Within each genus we include only those generic synonyms whose type species are considered to belong to the genus under discussion. Only the original description for each genus is included, with no attempt made to document changes in the "generic concept". The type species, when given, has always been previously designated as such, unless we clearly indicate that we are taking such an action at this time. We apologize for our failure to indicate the method of type designation, but time did not permit us to undertake this difficult task. For each species we have included the original citation to it, its first assignment to its current generic position if other than as originally assigned, all "absolute" synonyms (i.e., those in which the holotype, lectotype, or neotype belongs to the species in which the synonym occurs), and, whenever possible, a citation to a recent work which includes a modern description and/or a figure, to aid the user in identification. No other generic shifts, no misidentifications, and no "in part" references are included. The author's name is not separated in any way from the binomial in the citations to original descriptions. In all other citations, the author's name is separated from the binomial by a dash. Each citation includes the actual date of publication; the name exactly as it was spelled by the original author, including capitalization of specific names; the author; the journal; the volume or the number, which stands alone if possible but which is qualified by material in parentheses if necessary; the page on which the taxon is first named; illustrations; and finally the type locality, with summaries of any restrictions or later clarifications of it.

Este catálogo representa un intento de posibilitar la identificación de serpientes encontradas en el campo a los participantes del International Biological Program que trabajan en Sudamérica. Originariamente se había planeado la inclusión de información ecológica y etológica de las especies de reptiles, para permitir al investigador de campaña la distinción entre acontecimientos ecológicos desusados y los que son lugar común, pero la falta de tiempo impidió la inclusión de tal grado de detalles. En cambio hemos concentrado nuestra atención en la elaboración de un manual de campaña funcional con claves diseñadas para ayudar a la identificación sin las facilidades de un laboratorio. No hemos tenido éxito en todo porque unos pocos taxones no pueden ser separados sin usar el microscopio de disección o sin examinar las características internas, pero en su mayoría las claves se pueden usar con poco más que un lente de aumento con que examinar el ejemplar.

Los límites que hemos establecido para el área cubierta por este trabajo son desde la frontera entre México y Guatemala hasta el extremo sur de Sudamérica continental y todas las islas costeras dentro de la plataforma continental. Las islas Galápagos y del Caribe no han sido incluidas.

Los sinónimos de los taxones presentados están muy abreviados. En cada género se incluyen solamente aquellos sinónimos genéricos cuya especie tipo es considerada como perteneciente al género en discusión. Se incluye solamente la descripción original de cada género, no hemos intentado documentar cambios en el "concepto genérico". Siempre que damos la especie tipo es porque ha sido designada como tal previamente, a menos que indiquemos claramente que hemos tomado aquí tal medida. Lamentamos no poder indicar el método de designación de tipos, pero la falta de tiempo no nos permite emprender tal difícil tarea. En cada especie hemos incluido su cita original, su primera asignación a la posición genérica corriente si es que se le ha asignado otra distinta que la original, todos los sinónimos "absolutos" (ej.: aquéllos en que el holotipo o neotipo pertenece a la especie en que ocurre el sinónimo) y, cuando posible, una cita de un trabajo reciente que incluye una descripción moderna y/o una figura, para ayudar al usuario en la identificación. No se incluye ninguna otra transferencia genérica, identificación falsa o referencia "parcial". El nombre del autor no ha sido separado de ningún modo del binomio en las citas de las descripciones originales. En todas las otras citas el nombre del autor está separado del binomio por un guión. Cada cita incluye la fecha efectiva de la publicación; el nombre con la misma ortografía que usó autor, incluyendo nombres específicos con mayúscula; el autor; la revista; el volumen o el número, por sí solos si es posible o con material aclaratorio entre paréntesis si es necesario; la página en que se nombra al taxón por primera vez; ilustraciones y, finalmente la localidad tipo con resúmenes de cualquier restricción o aclaración posterior.

INTRODUCTION

We have attempted to avoid any non-documented taxonomic changes in this catalogue, although it has proven necessary to make a few modifications in some taxa. When we have made such changes, we indicate it by the words "new combination" after the species heading, and we have given our reasons for so doing in the "Comments". In those genera prepared by cooperating herpetologists, however, we have not prevented the presentation of his concepts of the alignment of species within the genus, even though documentation has not been published elsewhere. In every instance we have ascertained that prompt publication of documentation is anticipated before including the changes, but we cannot guarantee that it will be done. In all cases where material has been furnished by a cooperator, his name and address will be found at the beginning of the generic discussion, and he should be given full credit in any citations of that material.

The date of publication is always the actual date, insofar as we could determine it, and it does not always agree with the date given in the publication itself. When there is a difference, the latter date is given in parentheses after the volume number. The only exception to this is volume 4 of the Memorias do Instituto Butantan. We learned too late to modify all of the many citations to this volume that it actually appeared in 1930, not 1929, as stated on the cover. All other volumes in the Memorias are cited here by actual year of publication, which is usually one or two years later than indicated on the publication.

The distribution given for each taxon is based on information in the literature, with additions and extensions from specimens we have been able to find in various collections. Some of our changes in known distribution have been documented, but we have made no attempt to do so for every modification we have included.

The names of all political and geographic units within any country have been given as spelled by that country, but country names have been given in English usage, so that "Brasil" is "Brazil" and "Panamá" is "Panama". Where names but not boundaries have been changed, we use the modern name, even in the citation of type localities. Thus, all localities in "British Guiana" are here given as "Guyana". We have corrected errors in orthography throughout, if we could successfully document the error. Our primary source has been the series of gazetteers prepared by the United States Board on Geographic Names, although many additional sources have been checked.

Most of the keys presented here are the standard dichotomous type, although occasionally we have found it useful to include "trichotomies" and the user should watch for this possibility. In such instances, of course, a choice is made from three possibilities rather than two. In the case of very large genera, however, we have intro-

Hemos tratado de evitar en este catálogo todos los cambios taxonómicos que no estuvieran documentados, si bien fue necesario hacer unas pocas modificaciones en algunos taxones. Cuando se han hecho tales cambios lo indicamos con las palabras "new combination" después del título de la especie y explicamos nuestra razones para el cambio en "Comments". Sin embargo en aquellos géneros preparados por nuestros colaboradores herpetólogos no hemos impedido la presentación de sus conceptos en el ordenamiento de las especies dentro del género, aun cuando no hubiera documentación previamente publicada. En cada caso hemos solicitado la pronta publicación de documentación antes de introducir tales cambios, pero no podemos garantizar que así se haga. En todos los casos en que un colaborador ha proporcionado material hemos puesto su nombre y dirección al comienzo de la discusión del género y a él le corresponde todo el crédito cuando dicho material sea citado.

La fecha de publicación es siempre la fecha real en la medida en que se pueda determinar ésta y no siempre coincide con la fecha dada por la publicación misma. En tales casos esta última aparece entre paréntesis después del número del volumen. Una excepción es el volumen 4 de las Memorias do Instituto Butantan. Cuando era demasiado tarde para modificar las numerosas citas de este volumen descubrimos que en realidad había aparecido en 1930, no en 1929. Los demás volúmenes de las Memorias son citados aquí con el año efectivo de la publicación, que es usualmente uno o dos años más tarde del indicado en la portada.

La distribución dada en cada taxón se basa en información sacada de la literatura con adiciones y agregados basados en ejemplares que hemos encontrado en varias colecciones. Algunos de nuestros cambios en la distribución conocida han sido documentados, pero no hemos intentado documentar todas las modificaciones incluídas por nosotros.

Se dan los nombres de todas las unidades políticas y geográficas dentro de cada país de acuerdo a la ortografía de ese país, pero los nombres de los países se han escrito según la ortografía inglesa, así "Brasil" es "Brazil" y "Panamá" es "Panama". Onde los nombres han cambiado, pero no las fronteras, usamos el nombre moderno, aún al citar localidades tipo. Así aquí nos referimos a todas las localidades en "British Guiana" como "Guyana". Hemos corregido todos los errores ortográficos que pudieran ser documentados debidamente. Nuestra principal fuente de información ha sido la serie de gacetas preparadas por Board on Geographic Names del gobierno de los Estados Unidos, aunque también hemos consultado muchas otras fuentes.

La mayoría de las claves aquí presentadas son del tipo dicotómico común, aunque ocasionalmente ha sido conveniente incluir "tricotomías", y el usuario debe estar al tanto de esta posibilidad. En tales ocasiones, naturalmente, hay que elegir entre tres posibilidades en vez de dos. No obstante en el caso de géneros muy grandes se ha

duced a different concept. Any attempt at writing keys for poorly known, large genera is likely to be futile, and we have avoided this by presenting as much data as possible in the form of a matrix. This permits "random entry" identification, for the user can select any character in the matrix he wishes to check, and eliminate all taxa that do not possess that character, finally arriving at a considerably reduced number of taxa (hopefully, only one) after checking a series of characters. This concept has formed the basis of computer identification, since the machine can do such sorting more rapidly and efficiently than the human, and the random entry matrices presented here are organized in such a way that they can be incorporated in the computer programs now available for such machine sorting. It is our assumption that this method of identification will be used more and more in the future, and we hope that presenting these matrices will encourage others to begin to organize their data similarly, thus anticipating the day when computer keys are available to all users.

A work of this magnitude becomes very dependent upon the cooperation and collaboration of many people. We wish to express our gratitude to all those who have helped us in any way. The following list indicates the number of individuals who have contributed to the work. While we have tried to make the list inclusive, the omission of anyone who has aided us should be regarded solely as the consequence of the faulty nature of our "disc storage", rather than failure to recognize the help.

(In alphabetical order): Jorge Abalos, Fernando Achaval, Joseph Bailey, Avelino Barrio, Charles Bogert, Werner Bokermann, Simon Campden-Main, Nelly Carrillo de Espinoza, Antenor de Carvalho, Ronald Crombie, Marcos Freiberg, Howard Gloyd, Jose Gallardo, Alphonse Hoge, Robert Inger, George Jacobs, Edward Keiser, Miguel Klappenbach, Abdem Lancini, Clarence McCoy, Nicéforo María, Oswaldo Mineses, Marta Miranda, Charles Myers, Gustavo Orcés-V., Donald Owens, Neil Richmond, Carlos Rivero-Blanco, Douglas Rossman, Janis Roze, Richard Sage, Jay Savage, Wade Sherbrooke, Hobart Smith, Richard Timmerman, Robert Tuck, Paulo Vanzolini, Jaime Villa, Warren Walker, Larry Wilson, George Zug.

In addition to the above, we also wish to acknowledge several specific contributions to the work involved in the production of this volume. By far the bulk of the typing work was done by Jean Middleton, and the overall appearance of the text owes a great deal to her attention to detail, layout, arrangement, and so on. She functioned as a general manager of the entire project, and we cannot overestimate the magnitude of her contribution. Beatriz Moisset Peters spent many hours translating and correcting the Spanish versions of the text after one of us (Orejas) returned to South America, and she also has contributed greatly to our overall accuracy. Additional typing assistance came from Gladys Banks and Dolores Icarangal. The text figures, unless otherwise acknowledged, were done by Thomas Yuskiv.

We wish finally to record our debt to Roberto Donoso Barros, who worked with us on this catalogue. He perhaps should have been recorded as an author rather than as a collaborator, since all three of us have worked closely together on the entire project.

introducido un concepto diferente. Probablemente resultaría inútil intentar escribir una clave de un género grande, poco conocido, hemos evitado esto al presentar la mayor cantidad de datos posibles en forma de una matriz. Esto permite la identificación de "entradas al azar", por que el usuario puede seleccionar dentro de la matriz cualquier carácter que desee poner a prueba y eliminar todos los taxones que no posean tal carácter, llegando finalmente a un número sumamente reducido de taxones (es de esperar que sea uno solo) después de revisar una serie de caracteres. Este concepto constituye la base de la identificación por computadora, ya que esta máquina puede seleccionar más rápida y eficazmente que el ser humano y las matrices de entradas al azar presentadas aquí están organizadas en tal forma que se las puede incorporar en los programas para computadoras ahora disponibles para tal selección automática. Suponemos que este método de identificación se usará cada vez más en el futuro y esperamos que la presentación de estas matrices alentará a otros a empezar a organizar sus datos en forma similar, previendo así el día en que haya claves para computadoras disponibles para todos los usuarios.

Un trabajo de esta magnitud depende en alto grado de la cooperación y colaboración de mucha gente. La siguiente lista indica el número de personas que han contribuido a esta obra. Aunque hemos tratado de incluir a todos en esta lista, la omisión de alguno de los que nos ayudaron debe ser considerada solamente como consecuencia de la naturaleza defectuosa de nuestra memoria, pero no como una inhabilidad de apreciar la ayuda recibida.

Además de los mencionados, deseamos expresar nuestro reconocimiento por varias contribuciones específicas referentes a la producción de este volumen. Jean Middleton mecanografió la mayor parte de este trabajo y la apariencia general del texto ganó mucho gracias a su interés en los detalles. Ella operó como administradora general de todo el proyecto y no es posible sobreestimar el valor de su contribución. Beatriz Moisset Peters dedicó muchas horas a la traducción y corrección de la versión en español después que uno de nosotros (Orejas) regresara a Sudamérica. También contribuyó en gran medida a la exactitud del trabajo. Gladys Banks y Dolores Icarangal mecanografiaron el resto del trabajo. Las figuras del texto fueron hechas por Thomas Yuskiv a menos que se especifique otra cosa.

Finalmente deseamos expresar nuestra deuda para con Roberto Donoso Barros, que trabajó con nosotros en este catálogo. Tal vez se lo debería incluir como uno de los autores en vez de colaborador, ya que los tres trabajamos en estrecho contacto a través de todo el proyecto.

INTRODUCTION

We are concerned that the users of this catalogue may regard everything presented as of equal value and significance, since there are considerable differences in the comparative reliability of the information given from one genus to another. In order to forestall assumptions of equivalent reliability, we have devised a code to indicate an evaluation of the information presented for each genus. The user will note one to four stars in the heading line for every genus. These stars have the following significance:

One Star: Low reliability. Keys and synonymies prepared by us from existing literature; difficulties encountered by us because of insufficient descriptions, non-availability of critical specimens, or other reasons; manuscript not checked by outside reviewer, since no one is currently engaged in revisionary study of the genus, to our knowledge. In the case of monotypic genera, one star means we have reasons to doubt its validity as a distinct genus.

Two Stars: Moderate reliability. Keys and synonymies prepared almost entirely by us, but usually checked against specimens and adequate information in the literature; manuscript often reviewed externally, although not necessarily by specialist actively studying genus. Further study needed to give better understanding of genus.

Three stars. Good reliability. Keys and synonymies prepared either by us in consultation with a specialist or by the expert himself, or modified from monographs, checklists, or regional studies. Added work is usually in progress on the genus by the specialist, and we anticipate early publication by him to improve our understanding even more.

Four Stars. High reliability. Manuscript either prepared externally, in which case the author is acknowledged in the heading material; or taken by us from a very recent generic monograph summarizing the literature and including all available specimens for study.

We have submitted this "reliability" list to all external authors and asked for their opinion before assigning the code, so it can be considered an indication of the author's personal evaluation, rather than ours.

Nos preocupa la posibilidad de que los usuarios de este catálogo vayan a dar igual valor o significado a las distintas partes del mismo, ya que la seguridad de la información suministrada varía considerablemente de unos géneros a otros. Para evitar que se llegue a la conclusión de que toda la información es igualmente digna de confianza hemos ideado un código que valore la calidad de la información presentada en cada género. El usuario verá de una a cuatro estrellas en el encabezamiento de cada género. Estas tienen el siguiente significado:

Una Estrella: Poca confianza. Claves y sinónimos preparados exclusivamente por nosotros a partir de la literatura existente; dificultades halladas por nosotros a causa de descripciones insuficientes, especímenes críticos no disponibles u otras razones; el manuscrito no ha sido revisado por nadie de afuera ya que no sabemos de nadie que esté ocupado en hacer un estudio de revisión del género en el momento actual. En el caso de géneros monotípicos una estrella significa que tenemos motivos para dudar de su validez como género aparte.

Dos Estrellas: Moderada confianza. Claves y sinónimos preparados casi totalmente por nosotros, pero usualmente confrontados con especímenes e información adecuada en la literatura; manuscrito a menudo revisado por alguien de afuera, aunque no necesariamente por un especialista en ese género. Se necesita más estudio para comprender mejor ese género.

Tres Estrellas: Bastante confianza. Claves y sinónimos preparados por nosotros en consulta con un especialista o por el experto mismo o modificados de monografías, listas de especies o estudios regionales. Usualmente hay trabajo adicional en marcha del especialista en el género, y anticipamos su pronta publicación para mejorar aun más nuestra comprensión del mismo.

Cuatro Estrellas. Mucha confianza. Manuscrito o bien preparado afuera en cuyo caso se nombra al autor en el encabezamiento o preparado por nosotros a partir de una monografía muy reciente que resume la literatura e incluye todos los especímenes disponibles para estudio.

Hemos presentado esta lista de "dignidad de confianza" a todos los autores de afuera y pedido su opinión antes de asignar el código, así que se la puede considerar como indicación de una valoración del autor antes que nuestra.

The work on this catalogue was supported by a Smithsonian Research Award to the senior author. The catalogue is listed as project no. 2 in the U.S.A. section of Section CT (Conservation Terrestrial) of the International Biological Program.

El trabajo del catálogo fue sufragado por Smithsonian Research Award al autor principal. El catálogo figura como proyecto no. 2 en la parte de los Estados Unidos de la Sección CT (Conservación Terrestre) del Programa Biológico Internacional.

KEY TO THE GENERA OF SNAKES

- | | |
|---|--|
| 1. Ventrals and dorsals equal in size, or ventrals feebly enlarged, only slightly larger than dorsal scales, do not extend clear across venter-----173
Ventrals considerably enlarged, much larger than dorsal scales, extend across entire venter-----2 | 1. Ventrals y dorsales de igual tamaño, o ventrales sólo ligeramente mayores que dorsales, no se extienden a través de todo el vientre---173
Ventrals considerablemente dilatadas, mucho mayores que dorsales, se extienden a través de todo el vientre-----2 |
| 2. Large, deep pit in loreal region between eye and nostril-----181
Loreal region without deep pit-----3 | 2. Con una fosa grande, profunda en región loreal entre ojo y nariz-----181
Sin fosa profunda en región loreal-----3 |
| 3. Scale rows at midbody fewer than 30-----4
Scale rows at midbody more than 30-----165 | 3. Hileras de escamas a través del medio cuerpo menos de 30-----4
Hileras de escamas a través del medio cuerpo más de 30-----165 |
| 4. Tail not compressed-----5
Tail compressed, oarlike----- <u>Laticauda</u> | 4. Cola no comprimida-----5
Cola comprimida, en forma de remo----- <u>Laticauda</u> |
| 5. Dorsal scale rows about one head length anterior to anus at least two less than count at midbody-----6
Dorsal scale rows same number throughout body, no dorsal reductions-----8 | 5. Hileras de escamas dorsales a una cabeza de longitud antes del ano por lo menos dos menos que la cuenta del medio cuerpo-----6
Hileras de escamas dorsales en igual número a lo largo de todo el cuerpo, sin reducciones--8 |
| 6. Scales in odd number of rows-----69
Scales in even number of rows, vertebral row missing-----7 | 6. Escamas en número impar de hileras-----69
Escamas en número par de hileras, sin hilera vertebral-----7 |
| 7. Scale rows 12 or fewer----- <u>Chironius</u>
Scale rows 14 or more----- <u>Spilotes</u> | 7. Hileras de escamas 12 o menos----- <u>Chironius</u>
Hileras de escamas 14 o más----- <u>Spilotes</u> |
| 8. Number of dorsal scale rows at midbody more than 18-----67
Number of dorsal scale rows at midbody fewer than 18-----9 | 8. Número de hileras de escamas dorsales del medio cuerpo más de 18-----67
Número de hileras de escamas dorsales del medio cuerpo menos de 18-----9 |
| 9. Anal single-----47
Anal divided-----10 | 9. Anal única-----47
Anal dividida-----10 |
| 10. Dorsal scale rows at midbody 17-----32
Dorsal scale rows at midbody fewer than 17-----11 | 10. Hileras de escamas dorsales del medio cuerpo 17-----32
Hileras de escamas dorsales del medio cuerpo menos de 17-----11 |
| 11. Body pattern of complete rings of color around body-----29
Body pattern without complete rings-----12 | 11. Diseño del cuerpo con anillos completos de color alrededor del cuerpo-----29
Diseño del cuerpo sin anillos completos-----12 |
| 12. Anteriormost tooth on maxillary (often only tooth on bone) with venom canal (Fig. 1)----- <u>Leptomicrurus</u>
Anteriormost teeth on maxillary without canal or otherwise differentiated from other maxillary teeth-----13 | 12. Diente más anterior del maxilar (a menudo el único diente en este hueso) con canal de veneno (Fig. 1)----- <u>Leptomicrurus</u>
Diente más anterior del maxilar sin canal u otra diferenciación de demás dientes maxilares-----13 |
| 13. Loreal present-----20
Loreal absent-----14 | 13. Con loreal-----20
Sin loreal-----14 |
| 14. Parietal in contact with labials-----15
Parietal separated from labials by temporals-----16 | 14. Parietal en contacto con labiales-----15
Parietal separado de labiales por temporales-----16 |
| 15. Internasals fused with prefrontals----- <u>Apostolepis</u>
Internasals distinct from prefrontals, which may be fused into single scale or not----- <u>Elapomorphus</u> | 15. Internasales fusionadas con prefrontales----- <u>Apostolepis</u>
Internasales distintas de prefrontales, que pueden estar fusionadas en una sola escama o no----- <u>Elapomorphus</u> |

GENERIC KEY




Fig. 1. Maxillary of elapid snake, showing fixed fang on anterior end of bone



Fig. 2. Colubrid maxillary, all teeth uniform, no diastema, no grooved teeth




Fig. 3. Colubrid maxillary, last two teeth enlarged, no diastema, no grooves




Fig. 4. Colubrid maxillary, last two teeth enlarged, diastema present, no grooves



Fig. 5. Colubrid maxillary, diastema present, last two teeth enlarged and grooved

- | | |
|---|--|
| 16. Internasals normal, not fused-----17 | 16. Internasales normales, no fusionadas----- |
| Internasals fused, single plate----- | -----17 |
| ----- <u>Pseudoeryx</u> | Internasales fusionadas, una sola lámina----- |
| | ----- <u>Pseudoeryx</u> |
| 17. Ventrals more than 120-----18 | 17. Ventrals más de 120-----18 |
| Ventrals fewer than 120-----19 | Ventrals menos de 120-----19 |
| 18. Ventrals fewer than 170; maxillary teeth anterior to fangs 12-15----- <u>Tantilla</u> | 18. Ventrals menos de 170; dientes maxilares anteriores a colmillos 12-15----- <u>Tantilla</u> |
| Ventrals more than 170; maxillary teeth anterior to fangs 3-5----- <u>Elapomorphus</u> | Ventrals más de 170; dientes maxilares anteriores a colmillos 3-5----- <u>Elapomorphus</u> |
| 19. Total maxillary teeth 22-25; last two without grooves----- <u>Tantillita</u> | 19. Total de dientes maxilares 22-25; los dos últimos sin surcos----- <u>Tantillita</u> |
| Total maxillary teeth fewer than 21; last two with grooves----- <u>Tantilla</u> | Total de dientes maxilares menos de 21; los dos últimos con surcos----- <u>Tantilla</u> |
| 20. Scale rows at midbody more than thirteen-----21 | 20. Hileras de escamas del medio cuerpo más de trece-----21 |
| Scales at midbody thirteen----- | Hileras de escamas del medio cuerpo trece----- |
| ----- <u>Pseudablabe</u> | ----- <u>Pseudablabe</u> |
| 21. Prefrontals two or three-----22 | 21. Prefrontales dos o tres-----22 |
| Prefrontals fused into single scale----- | Prefrontales fusionadas en una sola escama----- |
| ----- <u>Trimetopon</u> | ----- <u>Trimetopon</u> |
| 22. Two prefrontals-----23 | 22. Dos prefrontales-----23 |
| Three prefrontals----- <u>Hydromorphus</u> | Tres prefrontales----- <u>Hydromorphus</u> |
| 23. Internasals and prefrontals distinct-----24 | 23. Internasales y prefrontales distintas-----24 |
| Internasals fused with prefrontals, but still paired----- <u>Elapomojus</u> | Internasales fusionadas con prefrontales, pero aún en pares----- <u>Elapomojus</u> |
| 24. Anterior temporals more than one----- | 24. Temporales anteriores más de una----- |
| One anterior temporal----- <u>Mastigodryas</u> | Una temporal anterior----- <u>Mastigodryas</u> |
| 25. Preocular absent; both loreal and prefrontal enter orbit-----27 | 25. Sin preocular; loreal y prefrontal entran en la órbita-----27 |
| Preocular present; prefrontal does not enter orbit-----26 | Con preocular; prefrontal no entra en la órbita-----26 |
| 26. Chinshields large; striped----- <u>Adelphicos</u> | 26. Escudos geniales grandes, a rayas----- |
| Chinshields small; unicolor----- <u>Enulius</u> | ----- <u>Adelphicos</u> |
| | Escudos geniales chicos, unicolores----- |
| | ----- <u>Enulius</u> |

- | | |
|---|--|
| 27. Body striped-----28
Body with dark blotches dorsally-----
----- <u>Calamodontophis</u> | 27. Cuerpo rayado-----28
Cuerpo con manchas oscuras a dorsal-----
----- <u>Calamodontophis</u> |
| 28. Apical pits absent on dorsal scales-----
----- <u>Liophis</u>
Single apical pit present----- <u>Trimetopon</u> | 28. Sin fosetas apicales en escamas dorsales-----
----- <u>Liophis</u>
Con fosetas apicales en escamas dorsales-----
----- <u>Trimetopon</u> |
| 29. Loreal present-----31
Loreal absent-----30 | 29. Con loreal-----31
Sin loreal-----30 |
| 30. Fixed fang with venom canal on maxillary bone
(Fig. 1)----- <u>Micrurus</u>
No fixed fang with venom canal----- <u>Hydrops</u> | 30. Colmillo fijo con canal del veneno en maxilar
(Fig. 1)----- <u>Micrurus</u>
Sin colmillo fijo con canal del veneno-----
----- <u>Hydrops</u> |
| 31. Apical pits present on dorsal scales-----
----- <u>Scolecophis</u>
Apical pits absent----- <u>Erythrolamprus</u> | 31. Con fosetas apicales en escamas dorsales-----
----- <u>Scolecophis</u>
Sin fosetas apicales----- <u>Erythrolamprus</u> |
| 32. Two prefrontals present, may be fused with
internasals-----33
Prefrontals fused into single scale-----
----- <u>Trimetopon</u> | 32. Con dos prefrontales, pueden estar fusionadas
con internasales-----33
Prefrontales fusionadas en una sola escama-----
----- <u>Trimetopon</u> |
| 33. Parietals separated from labials by temporals-----
-----34
Parietals in contact with labials-----
----- <u>Parapostolepis</u> | 33. Parietales separadas de labiales por temporales
-----34
Parietales en contacto con labiales-----
----- <u>Parapostolepis</u> |
| 34. Rostral does not separate internasals and/or
prefrontals which are in contact on middorsal
line-----35
Rostral separates internasals and/or prefrontals,
and contacts frontal----- <u>Ficimia</u> | 34. Rostral no separa las internasales y/o prefrontales
que contactan en línea media dorsal-----
-----35
Rostral separa las internasales y/o prefrontales y
contacta la frontal----- <u>Ficimia</u> |
| 35. Scales smooth-----37
Scales keeled on all or only posterior part of
body-----36 | 35. Escamas lisas-----37
Escamas quilladas en todo el cuerpo o sólo en
parte posterior-----36 |
| 36. Entire body with keeled scales----- <u>Storeria</u>
Keels only on scales on posterior part of body,
most prominent near anus----- <u>Amastridium</u> | 36. Todo el cuerpo con escamas quilladas-----
----- <u>Storeria</u>
Quillas sólo en escamas de parte posterior del
cuerpo, más prominentes cerca del ano-----
----- <u>Amastridium</u> |
| 37. Nasal not fused with internasal-----38
Anterior nasal fused with internasal-----
----- <u>Stenorhina</u> | 37. Nasal no fusionada con internasal-----38
Nasal anterior fusionada con internasal-----
----- <u>Stenorhina</u> |
| 38. Body round; head not distinctly broader than
neck; vertebral scale row approximately same
width as paravertebral row-----39
Body strongly compressed; head distinctly
broader than neck; vertebral scale row wider
than paravertebral rows----- <u>Imantodes</u> | 38. Cuerpo redondo; cabeza no distintamente más
ancha que el cuello; hilera vertebral de esca-
mas aproximadamente tan ancha como hilera
paravertebral-----39
Cuerpo fuertemente comprimido; cabeza clara-
mente más ancha que el cuello; hilera verte-
bral de escamas más ancha que hileras paraver-
tebrales----- <u>Imantodes</u> |
| 39. One anterior temporal-----41
Two anterior temporals-----40 | 39. Una temporal anterior-----41
Dos temporales anteriores-----40 |
| 40. Ventrals fewer than 160----- <u>Scaphiodontophis</u>
Ventrals more than 159----- <u>Mastigodryas</u> | 40. Ventrals menos de 160----- <u>Scaphiodontophis</u>
Ventrals más de 159----- <u>Mastigodryas</u> |
| 41. Body with "coral snake" pattern, may or may not
be complete ventrally-----42
Body without "coral snake" pattern-----43 | 41. Cuerpo con diseño de "serpiente de coral",
puede ser completo a ventral o no-----42
Cuerpo sin diseño de "serpiente de coral"-----43 |

GENERIC KEY

42. Maxillary teeth normal-----Pliocercus
 Maxillary teeth with spatulate tip, arranged in groups of three, each group including one short, one medium, and one long tooth-----Scaphiodontophis
43. Loreal and preocular both present, two plates between nasal and orbit-----44
 Loreal or preocular absent, only one plate between nasal and orbit-----Enulius
44. Apical pits absent on dorsal scales (Fig. 6)-----102
 Apical pits present (Fig. 7)-----45
42. Dientes maxilares normales-----Pliocercus
 Dientes maxilares con ápice espatulado, dispuestas en grupos de tres, cada grupo incluye un diente corto, mediano y largo-----Scaphiodontophis
43. Con loreal y preocular; dos láminas entre nasal y órbita-----44
 Sin loreal o sin preocular, sólo una lámina entre nasal y órbita-----Enulius
44. Sin fosetas apicales en escamas dorsales (Fig. 6)-----102
 Con fosetas apicales (Fig. 7)-----45

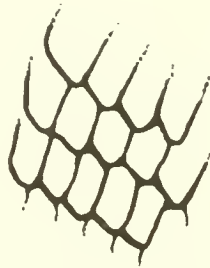


Fig. 6. Dorsal scales, without apical pits. Anterior end of scale at top in this figure and Figure 7.

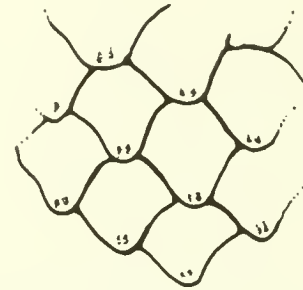


Fig. 7. Double apical pits on dorsal scales. May also be single. Usually outer layer of scale must be removed and examined dry under high magnification to see pits.

45. No nuchal collar or band across back of head; size generally large-----46
 With nuchal collar or band across back of head; size diminutive-----Trimetopon
46. Posteriormost maxillary teeth enlarged (Fig. 4)-----Leimadophis
 All maxillary teeth about same size (Fig. 2)-----Sordellina
47. Dorsals at midbody 17-----58
 Dorsals at midbody fewer than 17-----48
48. Vertebral and paravertebral rows subequal-----51
 Vertebral scale row distinctly larger than paravertebrals-----49
49. Mental groove absent (Fig. 8)-----Dipsas
 Mental groove present-----50
45. Sin banda o collar nuchal a través del dorso de la cabeza; generalmente de gran tamaño-----46
 Con collar o banda nuchal a través del dorso de la cabeza; tamaño diminuto-----Trimetopon
46. Dientes maxilares posteriores dilatados (Fig. 4)-----Leimadophis
 Todos los dientes maxilares aproximadamente del mismo tamaño (Fig. 2)-----Sordellina
47. Dorsales del medio cuerpo 17-----58
 Dorsales del medio cuerpo menos de 17-----48
48. Hileras vertebral y paravertebral casi iguales-----51
 Hilera vertebral distintamente más grande que paravertebrales-----49
49. Sin surco mental (Fig. 8)-----Dipsas
 Con surco mental-----50

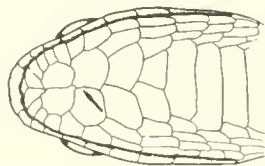


Fig. 8. Dipsas latifrontalis, showing absence of mental groove (from Peters, 1960)

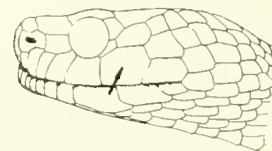


Fig. 9. Sibon nebulata, showing enlarged sixth labial (from Peters, 1960)

50. Labial below anterior temporal enlarged and in contact with postocular, anterior and posterior temporal, much higher than neighboring labials (Fig. 9)-----Sibon
 No one labial in contact with postocular, anterior and posterior temporal-----Imantodes
51. Parietals separated from labials by temporals-----54
 Parietals in contact with labials-----52
52. Internasals and prefrontals distinct-----Geophis
 Internasals and prefrontals fused-----53
53. Loreal absent-----Apostolepis
 Loreal present-----Geophis
54. Apical pits absent on dorsal scales (Fig. 6)-----55
 Apical pits present (Fig. 7)-----Drymoluber
55. No tooth on maxillary either with groove or closed canal-----57
 Tooth on maxillary either with groove or closed canal-----56
56. Anteriormost, often only, tooth on maxilla with closed canal (Fig. 1)-----Micrurus
 Posteriormost, never only, tooth on maxilla with open groove (Fig. 5)-----Apostolepis
57. Loreal plate present-----60
 Loreal plate absent-----Drepanoides
58. Prefrontals fused into single scale-----66
 Prefrontals normal-----59
59. Subcaudals double-----60
 Subcaudals single-----Pseudoboa
60. Parietal separated from labials by temporals-----61
 Parietal in contact with at least one upper labial-----Geophis
61. Scales keeled-----62
 Scales smooth-----63
62. Ventrals fewer than 170-----Ninia
 Ventrals more than 170-----Tropidodipsas
63. Mental groove present-----64
 Mental groove absent-----Sibynomorphus
64. Labial below anterior temporal enlarged, considerably higher than neighboring labials, and in contact with postocular, anterior and posterior temporals (Fig. 9)-----Sibon
 All labials about same size, not as described above-----65
65. Ventrals more than 200-----Clelia
 Ventrals fewer than 200-----Atractus
50. Labial debajo de temporal anterior agrandado y en contacto con postocular, temporal anterior y posterior mucho más altas que labiales vecinas (Fig. 9)-----Sibon
 Ninguna labial en contacto con postocular, temporal anterior y posterior-----Imantodes
51. Parietales separadas de labiales por temporales-----54
 Parietales en contacto con labiales-----52
52. Internasales y prefrontales distintas-----Geophis
 Internasales y prefrontales fusionadas-----53
53. Sin loreal-----Apostolepis
 Con loreal-----Geophis
54. Sin fosetas apicales en escamas dorsales (Fig. 6)-----55
 Con fosetas apicales (Fig. 7)-----Drymoluber
55. Ningun diente del maxilar con surco o canal cerrado-----57
 Diente en maxilar con surco o con canal cerrado-----56
56. Diente anterior (a menudo el único) del maxilar con canal cerrado (Fig. 1)-----Micrurus
 Diente posterior (nunca el único) del maxilar con surco (Fig. 5)-----Apostolepis
57. Con lámina loreal-----60
 Sin lámina loreal-----Drepanoides
58. Prefrontales fusionadas en una sola lámina-----66
 Prefrontales normales-----59
59. Subcaudales dobles-----60
 Subcaudales de a una-----Pseudoboa
60. Parietales separadas de labiales por temporales-----61
 Parietales en contacto con una labial superior por lo menos-----Geophis
61. Escamas quilladas-----62
 Escamas lisas-----63
62. Ventrals menos de 170-----Ninia
 Ventrals más de 170-----Tropidodipsas
63. Con surco mental-----64
 Sin surco mental-----Sibynomorphus
64. Labiales debajo de temporal anterior agrandadas, considerablemente más altas que labiales vecinas y en contacto con postocular, temporales anterior y posterior (Fig. 9)-----Sibon
 Todas las labiales aproximadamente del mismo tamaño, no como el anterior-----65
65. Ventrals más de 200-----Clelia
 Ventrals menos de 200-----Atractus

GENERIC KEY

66. Scales keeled-----Chersodromus
Scales smooth-----Xenopholis
67. Prefrontals normal-----68
Prefrontals fused to form single scale -----
-----Synopsis
68. Ventrals fewer than 200-----Ninia
Ventrals more than 200-----Clelia
69. Some or all dorsal scales keeled-----140
Dorsal scales smooth-----70
70. Anal single-----116
Anal divided-----71
71. Rostral normal-----73
Rostral modified, either raised, pointed, and
keeled dorsally, or flattened, with hori-
zontal edge-----72
72. Scales in 15-17 rows-----Simopsis
Scales in 19-21 rows-----Lystrophis
73. Vertebral row of scales greatly enlarged, dis-
tinctly larger than neighboring rows of scales
-----74
Vertebral row of scales approximately same as
neighboring scales-----75
74. Ventrals fewer than 200-----Uromacerina
Ventrals more than 200-----Imantodes
75. Two loreal plates between nasal and preocular--
-----Trimorphodon
One or no loreal plates present-----76
76. Fewer than 26 midbody scale rows-----77
More than 26 midbody scale rows-----Elaphe
77. Loreal plate present-----81
Loreal plate absent-----78
78. Maxillary lacks diastema in tooth row, last
teeth distinctly larger than others (Fig. 3)--
-----Hydrops
Not as above-----79
79. Head short, wide; snout rounded-----80
Head elongated, slender; snout pointed--Oxybelis
80. Maxillary bone extremely reduced, without teeth
anterior to enlarged, grooved fangs-----
-----Opisthoplus
Maxillary not reduced, teeth present anterior
to enlarged, grooved fangs (Fig. 5)----Tomodon
81. Anterior temporals two or more-----103
One anterior temporal or none-----82
82. Midbody scale rows 17 or fewer-----93
Midbody scale rows more than 17-----83
66. Escamas quilladas-----Chersodromus
Escamas lisas-----Xenopholis
67. Prefrontales normales-----68
Prefrontales fusionadas formando una sola
escama-----Synopsis
68. Ventrales menos de 200-----Ninia
Ventrales más de 200-----Clelia
69. Algunas o todas las escamas dorsales quilladas-
-----140
Escamas dorsales lisas-----70
70. Anal única-----116
Anal dividida-----71
71. Rostral normal-----73
Rostral modificada, o bien elevada, puntuda y
quillada dorsalmente o aplanada con borde
horizontal-----72
72. Escamas en 15-17 hileras-----Simopsis
Escamas en 19-21 hileras-----Lystrophis
73. Hilera vertebral de escamas muy agrandadas,
claramente mayores que hileras de escamas
vecinas-----74
Hilera vertebral de escamas del mismo tamaño
aproximado que escamas vecinas-----75
74. Ventrales menos de 200-----Uromacerina
Ventrales más de 200-----Imantodes
75. Dos láminas loreales entre nasal y preocular---
-----Trimorphodon
Con una o ninguna lámina loreal-----76
76. Menos de 26 hileras de escamas del medio cuerpo
-----77
Más de 26 hileras de escamas del medio cuerpo--
-----Elaphe
77. Con lámina loreal-----81
Sin lámina loreal-----78
78. Maxilar sin diastema en la hilera de dientes,
últimos dientes mucho mayores que los otros
(Fig. 3)-----Hydrops
No como el anterior-----79
79. Cabeza corta, ancha; hocico redondeado-----80
Cabeza alargada, fina; hocico puntudo--Oxybelis
80. Hueso maxilar extremadamente reducido; sin
dientes anteriores a colmillos grandes
-----Opisthoplus
Maxilar no reducido; con dientes anteriores a
colmillos grandes surcados (Fig. 5)----Tomodon
81. Temporales anteriores dos o más-----103
Temporal anterior uno o ninguno-----82
82. Hileras de escamas del medio cuerpo 17 o menos-
-----93
Hileras de escamas del medio cuerpo más de 17--
-----83

83. Dorsal scales normal (Fig. 10)-----84
 Dorsal scales in oblique rows (Fig. 11)-----
 -----Xenodon

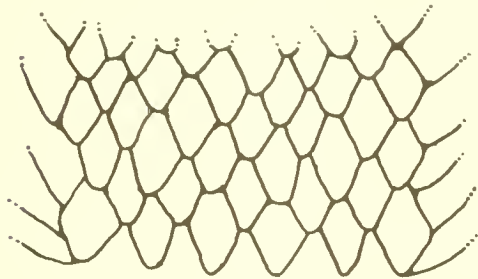


Fig. 10. Normal arrangement of dorsal scale rows. Anterior end of snake is toward top of page in this and Fig. 11.

83. Escamas dorsales normales (Fig. 10)-----84
 Escamas dorsales en hileras oblicuas (Fig. 11)-
 -----Xenodon

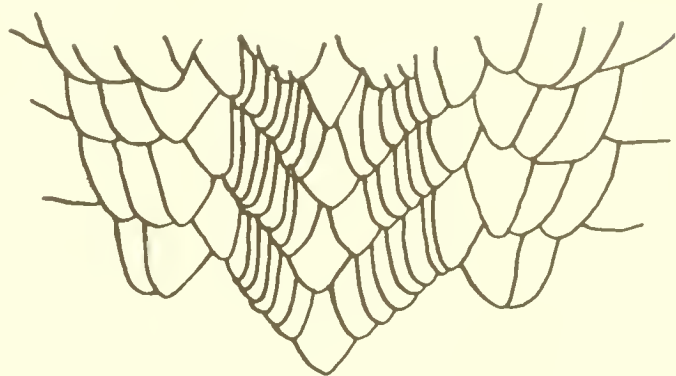


Fig. 11. Dorsal scales arranged in oblique rows, as seen in *Xenodon*.

84. Apical pits present (Fig. 7)-----85
 Apical pits absent (Fig. 6)-----89
85. Maxillary with diastema, teeth posterior to diastema enlarged, not grooved (Fig. 4)-----86
 Not as above-----88
86. Dorsal scales 19 at midbody-----87
 Dorsal scales 21 at midbody-----*Hypsiglena*
87. Subcaudals fewer than 80-----*Leimadophis*
 Subcaudals more than 80-----*Dromicus*
88. Pupil vertically elliptic-----97
 Pupil round-----*Philodryas*
89. Body striped throughout its length-----91
 Body not striped throughout its length-----90
90. Diastema present in maxillary tooth row (Fig. 4)-----*Lioheterophis*
 Diastema absent (Fig. 3)-----*Liophis*
91. No grooves on posteriormost maxillary teeth--92
 With grooves on posteriormost maxillary teeth--
 -----*Coniophanes*
92. Pale brown above, with dark brown vertebral and single lateral stripe-----*Liophis*
 Not as above-----*Lygophis*
93. Prefrontals paired-----94
 Single prefrontal scale-----*Hydromorphus*
94. Apical pits present (Fig. 7)-----95
 Apical pits absent (Fig. 6)-----98
95. Maxillary with diastema, last teeth enlarged but not grooved (Fig. 4)-----*Leimadophis*
 Not as above-----96
84. Con fasetas apicales (Fig. 7)-----85
 Sin fasetas apicales (Fig. 6)-----89
85. Maxilar con diastema, dientes posteriores a diastema agrandados, no acanalados (Fig. 4)-86
 No como el anterior-----88
86. Hileras de escamas del medio cuerpo 19-----87
 Hileras de escamas del medio cuerpo 17-----
 -----*Hypsiglena*
87. Subcaudales menos de 80-----*Leimadophis*
 Subcaudales más de 80-----*Dromicus*
88. Pupila verticalmente elíptica-----97
 Pupila redonda-----*Philodryas*
89. Cuerpo rayado a todo lo largo-----91
 Cuerpo no rayado a todo lo largo-----90
90. Con diastema en hilera de dientes maxilares (Fig. 4)-----*Lioheterophis*
 Sin diastema (Fig. 3)-----*Liophis*
91. Sin surcos en dientes maxilares posteriores--92
 Con surcos en dientes maxilares posteriores---
 -----*Coniophanes*
92. Castaño claro arriba, con cinta vertebral y una sola cinta lateral, ambos parda oscura-*Liophis*
 No como el anterior-----*Lygophis*
93. Prefrontales en par-----94
 Una sola escama prefrontal-----*Hydromorphus*
94. Con fasetas apicales (Fig. 7)-----95
 Sin fasetas apicales (Fig. 6)-----98
95. Maxilar con diastema, últimos dientes agrandados pero sin surco (Fig. 4)-----*Leimadophis*
 No como el anterior-----96

GENERIC KEY

96. Spotted or blotched dorsally, not unicolor, without black margins on scales-----97
Bluish gray dorsally, scales usually with black margins, uniform yellow below-----Platynion
97. Maxillary teeth gradually and feebly increasing in length (Fig. 3); usually without dark line from eye to corner of mouth-----Leptodeira
Maxillary teeth subequal (Fig. 2); head usually light with oblique dark streak from eye to corner of mouth-----Tachymenis
98. Ventrals more than 131-----99
Ventrals fewer than 131-----Umbrivaga
99. Body striped throughout length-----100
Body not striped throughout length-----Liophis
100. Without grooves or canals on posteriormost maxillary teeth-----101
Last maxillary teeth grooved (Fig. 5)-Ditaxodon
101. No diastema in row of maxillary teeth-----102
Diastema present-----Lygophis
102. Hemipenis single; tip capitate-----Rhadinaea
Hemipenis bifurcate; tip disked-----Liophis
103. Posteriormost maxillary teeth grooved (Fig. 5)-
-----104
Without grooved teeth-----112
104. Apical pits present (Fig. 7)-----105
Apical pits absent (Fig. 6)-----110
105. Anterior mandibular teeth longest-----106
All mandibular teeth subequal-----108
106. Maxillary fang rather small, weak; maxillary teeth usually more than ten (in a few species of Tachymenis as few as six)-----107
Maxillary fang large, strong; maxillary teeth 6-8-----Pseudotomodon
107. Pupil round; pterygoid teeth 20-24, extend anteriorly beyond articulation of pterygoid with ectopterygoid-----Gomesophis
Pupil vertical; pterygoid teeth fewer than 20, do not extend anteriorly beyond articulation of pterygoid with ectopterygoid-----Tachymenis
108. More than ten maxillary teeth anterior to two enlarged teeth-----109
Fewer than ten maxillary teeth anterior to two enlarged teeth, maxillary may be completely edentulous except for enlarged fang-like teeth (Fig. 5)-----Tomodon
109. Pupil round-----Philodryas
Pupil vertical-----Thamnodynastes
96. Con borrones o manchas dorsales, no unicolor, escamas sin bordes negros-----97
Gris azulado a dorsal, escamas usualmente con borde negro, amarillo uniforme a ventral-----Platynion
97. Dientes maxilares que aumentan de longitud gradualmente (Fig. 3); usualmente sin línea oscura desde el ojo a comisura de la boca-----Leptodeira
Dientes maxilares casi iguales (Fig. 2); cabeza usualmente clara con línea oscura oblicua desde el ojo a comisura de la boca--Tachymenis
98. Ventrals más de 131-----99
Ventrals menos de 131-----Umbrivaga
99. Cuerpo rayado a todo lo largo-----100
Cuerpo no rayado a todo lo largo-----Liophis
100. Sin surcos ni canales en dientes maxilares posteriores-----101
Últimos dientes maxilares con surcos (Fig. 5)--Ditaxodon
101. Sin diastema en hilera de dientes maxilares-102
Con diastema-----Lygophis
102. Hemipene simple, ápice capitado-----Rhadinaea
Hemipene bifurcado, ápice discado-----Liophis
103. Dientes maxilares posteriores con surcos (Fig. 5)-----104
Sin dientes con surcos-----112
104. Con fosetas apicales (Fig. 7)-----105
Sin fosetas apicales (Fig. 6)-----110
105. Dientes mandibulares anteriores son los más largos-----106
Todos los dientes mandibulares aproximadamente iguales-----108
106. Colmillo maxilar más bien chico, débil; dientes maxilares usualmente más de diez (en unas especies de Tachymenis nada más que seis)--107
Colmillo maxilar grande, fuerte; dientes maxilares 6-8-----Pseudotomodon
107. Pupila redonda; dientes pterygoideos 20-24, se extienden anteriormente más allá de la articulación del pterygoide con ectopterygoide-----Gomesophis
Pupila vertical; dientes pterygoideos menos de 20, no se extienden anteriormente más allá de la articulación del pterygoide con ectopterygoide-----Tachymenis
108. Más de diez dientes maxilares anteriores a dos dientes agrandados-----109
Menos de diez dientes maxilares anteriores a dos dientes agrandados, maxilar puede ser completamente desdentado excepto por dientes agrandados, como colmillos (Fig. 5)----Tomodon
109. Pupila redonda-----Philodryas
Pupila vertical-----Thamnodynastes

110. Head and anterior part of body not longitudinally striped-----111
 Head and anterior part of body with very pronounced, strongly contrasting stripes-----
 -----Conophis
111. Mandibular teeth subequal-----Thamnodynastes
 Anterior mandibular teeth longest-----
 -----Tachymenis
112. Dorsal scale rows 19 at midbody-----113
 Dorsal scale rows 17 at midbody-----114
113. Hemipenis single, capitate tip-----Rhadinaea
 Hemipenis bifurcate, tip normal-----Oromicrus
114. Small presubocular below preocular-----115
 No presubocular below preocular-----
 -----Mastigodryas
115. Ventrals more than 180-----Masticophis
 Ventrals fewer than 180-----Coluber
116. Temporal region covered by small scales-----
 -----Ungaliophis
 Not as above-----117
117. Parietal separated from labials by temporal scales-----118
 Parietal in contact with labials-----
 -----Paroxyrhopus
118. Scale rows at midbody 17 or more-----120
 Scale rows at midbody fewer than 17-----
 -----119
119. Body strongly compressed-----Dipsas
 Body cylindrical-----Sibynomorphus
120. Dorsals at midbody 19 or more-----127
 Dorsals at midbody 17-----121
121. Body striped-----122
 Body not striped-----123
122. Ventrals more than 175-----Thamnodynastes
 Ventrals fewer than 175-----Leptodrymus
123. Mental groove present-----124
 Mental groove absent (Fig. 8)-----Dipsas
124. Posterior maxillary teeth grooved-----126
 Posterior maxillary teeth not grooved-----125
125. Ventrals more than 180-----Drymarchon
 Ventrals fewer than 180-----Drymoluber
126. Subcaudals single-----Pseudoboa
 Subcaudals paired-----Clelia
127. Rostral normal-----128
 Rostral tip turned up into sharp point-----
 -----Phimophis
128. Anterior temporal single-----129
 More than one anterior temporal-----131
110. Cabeza y parte anterior del cuerpo no rayada longitudinalmente-----111
 Cabeza y parte anterior del cuerpo con rayas muy pronunciadas, que contrastan intensamente-----
 -----Conophis
111. Dientes mandibulares casi iguales-----
 -----Thamnodynastes
 Dientes mandibulares anteriores son los más largos-----Tachymenis
112. Hileras de escamas del medio cuerpo 19-----113
 Hileras de escamas del medio cuerpo 17-----114
113. Hemipene simple, ápice capitado-----Rhadinaea
 Hemipene bifurcado, ápice normal-----Oromicrus
114. Con presubocular chico debajo del preocular-----
 -----115
 Sin presubocular debajo del preocular-----
 -----Mastigodryas
115. Ventrales más de 180-----Masticophis
 Ventrales menos de 180-----Coluber
116. Región temporal cubierta de escamas chicas-----
 -----Ungaliophis
 No como el anterior-----117
117. Parietal separada de labiales por escamas temporales-----118
 Parietal en contacto con labiales-----
 -----Paroxyrhopus
118. Hileras de escamas del medio cuerpo 17 o más-----120
 Hileras de escamas del medio cuerpo menos de 17-----
 -----119
119. Cuerpo fuertemente comprimido-----Dipsas
 Cuerpo cilíndrico-----Sibynomorphus
120. Dorsales del medio cuerpo 19 o más-----127
 Dorsales del medio cuerpo 17-----121
121. Cuerpo rayado-----122
 Cuerpo no rayado-----123
122. Ventrales más de 175-----Thamnodynastes
 Ventrales menos de 175-----Leptodrymus
123. Con surco mental-----124
 Sin surco mental (Fig. 8)-----Dipsas
124. Dientes maxilares posteriores acanalados-----
 -----126
 Dientes maxilares posteriores no acanalados-----125
125. Ventrales más de 180-----Drymarchon
 Ventrales menos de 180-----Drymoluber
126. Subcaudales de a una-----Pseudoboa
 Subcaudales en pares-----Clelia
127. Rostral normal-----128
 Apice de la rostral se levanta formando una punta aguda-----Phimophis
128. Temporal anterior única-----129
 Más de una temporal anterior-----131

GENERIC KEY

129. Last maxillary teeth enlarged, not grooved; diastema present (Fig. 4)-----130
Not as above-----Oxyrhopus
130. Apical pits absent on dorsal scales-----
-----Paroxyrhopus
Apical pits present-----Xenodon
131. One or more labials enter orbit-----132
Row of suboculars separates all labials from orbit-----Cyclagras
132. Body pattern of complete rings-----
-----Lampropeltis
Body pattern without complete rings-----133
133. Posteriormost maxillary teeth with grooves (Fig. 5)-----134
Not as above-----138
134. Vertebral scales about same size as scales in paravertebral rows-----135
Scales in vertebral row distinctly larger than paravertebral row scales-----Tripanurgos
135. All subcaudals paired or mixed, with some single single, most paired-----136
Subcaudals all single-----Pseudoboa
136. Anterior mandibular teeth somewhat enlarged, but length decreases gradually posteriorly-----137
Third to fifth anterior mandibular teeth very much enlarged, contrasting sharply with other mandibular teeth-----Siphlophis
137. Color pattern usually of dark and light crossbands which do not extend across venter-----
-----Oxyrhopus
Juvenile color pattern of dark head and light collar, with variable pattern on rest of body but never with regular crossbands, adults usually melanistic, obscuring all juvenile pattern-----Clelia
138. Dorsal scale rows at midbody fewer than 25-----
-----139
Dorsal scale rows at midbody more than 24-----
-----Rhachedelis
139. Apical pits present on dorsal scales-----
-----Pseustes
Apical pits absent-----Hydrodynastes
140. Anal single-----152
Anal divided-----141
141. Dorsal scale rows at midbody more than 17-----
-----142
Dorsal scale rows at midbody 17 or fewer-----
-----146
142. Apical pits present on dorsal scales (Fig. 7)-----
-----144
Apical pits absent (Fig. 6)-----143
129. Últimos dientes maxilares agrandados, no acanalados; con diastema (Fig. 4)-----130
No como el anterior-----Oxyrhopus
130. Sin fosetas apicales en escamas dorsales-----
-----Paroxyrhopus
Con fosetas apicales-----Xenodon
131. Una o más labiales entra la órbita-----132
Hileras de soboculares separa todas las labiales de la órbita-----Cyclagras
132. Diseño del cuerpo con anillos completos-----
-----Lampropeltis
Diseño del cuerpo sin anillos completos-----133
133. Dientes maxilares posteriores con surcos (Fig. 5)-----134
No como el anterior-----138
134. Escamas vertebrales aproximadamente del mismo tamaño que escamas de hileras paravertebrales-----
-----135
Escamas de hilera vertebral mucho mayores que escamas de hileras paravertebrales-----
-----Tripanurgos
135. Todas las subcaudales en pares o mezcladas, algunas de a una, la mayoría pares-----136
Subcaudales todas de a una-----Pseudoboa
136. Dientes mandibulares anteriores algo agrandados, la longitud decrece gradualmente hacia posterior-----137
Tercero al quinto dientes mandibulares anteriores mucho más grandes, en agudo contraste con los otros dientes mandibulares-----Siphlophis
137. Usualmente con diseño de bandas transversales claras y oscuras que no se extienden a través del vientre-----Oxyrhopus
Diseño de los juveniles de cabeza oscura y collar claro con diseño variable en el resto del cuerpo pero nunca con bandas transversales regulares, adultos usualmente melanísticos, eclipsando todo el diseño juvenil-----Clelia
138. Hileras de escamas dorsales del medio cuerpo menos de 25-----139
Hileras de escamas dorsales del medio cuerpo más de 24-----Rhachedelis
139. Con fosetas apicales en escamas dorsales-----
-----Pseustes
Sin fosetas apicales-----Hydrodynastes
140. Anal única-----152
Anal dividida-----141
141. Hileras de escamas dorsales del medio cuerpo más de 17-----142
Hileras de escamas dorsales del medio cuerpo 17 o menos-----146
142. Con fosetas apicales en escamas dorsales (Fig. 7)-----144
Sin fosetas apicales (Fig. 6)-----143

143. Two internasals; usually single anterior temporal-----Iretanorhinus
Single internasal; usually but not always more than one anterior temporal-----Helicops
144. Body pattern of complete rings-----Rhinobothryum
Body without rings-----145
145. Ventrals 160 or more-----Philodryas
Ventrals fewer than 160-----Thamnodynastes
146. Dorsal scale rows at midbody 17-----147
Dorsal scale rows at midbody fewer than 17-----164
- v147. Loreal present-----148
Loreal absent-----Oxybelis
148. Ventrals more than 135-----149
Ventrals fewer than 135-----151
149. Posterior maxillary teeth grooved (Fig. 5)--150
Posterior maxillary teeth not grooved-----Drymobius
150. Dorsum with some pattern-----Thamnodynastes
Dorsum unicolor-----Philodryas
151. Diastema on maxillary absent (Fig. 3)-----Paraptychophis
Diastema on maxillary present (Fig. 4)-----Ptychophis
152. Prefrontals fused or replaced by many small scales-----153
Prefrontals normal-----156
153. Subcaudals in pairs-----154
Subcaudals single-----Trachyboa
154. Scale rows 25 or more-----Nothopsis
Scale rows fewer than 25-----155
155. One keel on each scale in vertebral row-----Synopsis
Two keels on each scale in vertebral row-----Diaphorolepis
156. Dorsal scale rows more than 15-----157
Dorsal scale rows 15-----164
157. Dorsal scale rows more than 17-----158
Dorsal scale rows 17-----Dendrophidion
158. Dorsal scale rows 19-----159
Dorsal scale rows more than 19-----160
159. Vertebral scales with single keel---Thamnophis
Vertebral scales with two keels---Diaphorolepis
160. Subcaudals in pairs-----161
Subcaudals single-----Tropidophis
161. Loreal plate present-----162
Loreal plate absent-----Pseustes
143. Dos internasales; usualmente temporal anterior única-----Iretanorhinus
Internasal única; usualmente, pero no siempre más de una temporal anterior-----Helicops
144. Diseño del cuerpo de anillos completos-----Rhinobothryum
Cuerpo sin anillos-----145
145. Ventrals 160 o más-----Philodryas
Ventrals menos de 160-----Thamnodynastes
146. Hileras de escamas dorsales del medio cuerpo 17-----147
Hileras de escamas dorsales del medio cuerpo menos de 17-----164
147. Con loreal-----148
Sin loreal-----Oxybelis
148. Ventrals más de 135-----149
Ventrals menos de 135-----151
149. Dientes maxilares posteriores acanalados (Fig. 5)-----150
Dientes maxilares posteriores no acanalados-----Drymobius
150. Dorso con algún diseño-----Thamnodynastes
Dorso unicolor-----Philodryas
151. Sin diastema en maxilar (Fig. 3)-----Paraptychophis
Con diastema en maxilar (Fig. 4)-----Ptychophis
152. Prefrontales fusionados o reemplazados por muchas escamas chicas-----153
Prefrontales normales-----156
153. Subcaudales en pares-----154
Subcaudales únicas-----Trachyboa
154. Hileras de escamas 25 o más-----Nothopsis
Hileras de escamas menos de 25-----155
155. Una quilla en cada escama de hilera vertebral-----Synopsis
Dos quillas en cada escama de hilera vertebral-----Diaphorolepis
156. Hileras de escamas dorsales más de 15-----157
Hileras de escamas dorsales 15-----164
157. Hileras de escamas dorsales más de 17-----158
Hileras de escamas dorsales 17-----Dendrophidion
158. Hileras de escamas dorsales 19-----159
Hileras de escamas dorsales más de 19-----160
159. Escamas vertebrales con una quilla---Thamnophis
Escamas vertebrales con dos quillas-----Diaphorolepis
160. Subcaudales pares-----161
Subcaudales de a una-----Tropidophis
161. Con lámina loreal-----162
Sin lámina loreal-----Pseustes

GENERIC KEY

162. Dorsal scale rows fewer than 27-----163
Dorsal scale rows 27 or more-----Pituophis
163. Ventrals fewer than 175-----Ithamnophis
Ventrals more than 175-----Pseustes
164. Posteriormost maxillary teeth enlarged but
without grooves-----Leptophis
Posteriormost maxillary teeth not or slightly
enlarged, with groove present but located
laterally on tooth-----Oxybelis
165. Area behind eye covered by many small scales---
-----166
Area behind eye covered by several large plates
-----Elaphe
166. Deep sensory pits in most if not all upper
labials-----171
No sensory pits in labials-----167
167. Subcaudals single-----168
Subcaudals paired-----Loxocemus
168. Scales smooth-----169
Some or all scales keeled-----Trachyboa
169. Dorsum of head with some enlarged plates----170
Dorsum of head covered by small scales, no
enlarged plates on snout-----Boa
170. No shields posterior to paired internasals and
paired prefrontals; body scale rows more than
40-----Epicrates
Dorsum of head with regular plates, including
azygous prefrontal, frontal and parietal;
scale rows fewer than 40-----Ungaliophis
171. Midbody scale rows fewer than 36-----Xenoboa
Midbody scale rows more than 36-----172
162. Hileras de escamas dorsales menos de 27-----163
Hileras de escamas dorsales 27 o más--Pituophis
163. Ventrals menos de 175-----Ithamnophis
Ventrals más de 175-----Pseustes
164. Dientes maxilares posteriores agrandados pero
sin surcos-----Leptophis
Dientes maxilares posteriores no o ligeramente
agrandados, con surco situado a lateral del
diente-----Oxybelis
165. Area detrás del ojo cubierta de muchas escamas
chicas-----166
Area detrás del ojo cubierta de varias láminas
grandes-----Elaphe
166. Fosetas sensoriales profundas en la mayoría o
en todas las labiales superiores-----171
Sin fosetas sensoriales en labiales-----167
167. Subcaudales de a una-----168
Subcaudales en pares-----Loxocemus
168. Escamas lisas-----169
Algunas o todas las escamas quilladas-----
-----Trachyboa
169. Dorso de la cabeza con algunas láminas
agrandadas-----170
Dorso de la cabeza cubierto de pequeñas escamas
sin láminas agrandadas en el hocico-----Boa
170. Sin escudos a posterior de internasales pares y
prefrontales pares; hileras de escamas más de
40-----Epicrates
Dorso de la cabeza con láminas regulares, in-
cluyendo prefrontal, frontal y parietal
azygos; hileras de escamas menos de 40-----
-----Ungaliophis
171. Hileras de escamas menos de 36-----Xenoboa
Hileras de escamas más de 36-----172

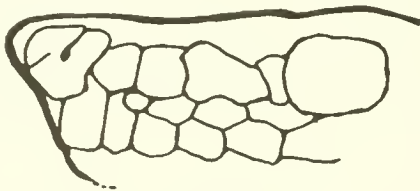


Fig. 12. Corallus, lateral view
of snout

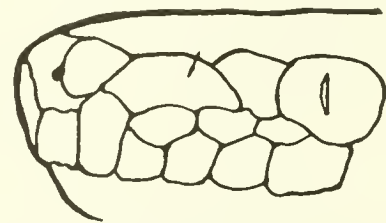


Fig. 13. Epicrates, lateral view
of snout

172. Loreal plate absent (Fig. 12); usually more
than 50 scale rows at midbody; usually more
than 65 subcaudals-----Corallus
Loreal plate present (Fig. 13); usually fewer
than 52 scale rows at midbody; usually fewer
than 66 subcaudals-----Epicrates
173. Tail not compressed-----174
Tail compressed, oarlike-----Pelamis
172. Sin lámina loreal (Fig. 12); usualmente más de
50 hileras de escamas en el medio cuerpo;
usualmente más de 65 subcaudales-----
-----Corallus
Con lámina loreal (Fig. 13); usualmente menos
de 52 hileras de escamas en el medio cuerpo;
usualmente menos de 66 subcaudales-----
-----Epicrates
173. Cola no comprimida-----174
Cola comprimida, en forma de remo-----
-----Pelamis

174. Ventrals feebly enlarged but recognizably distinct from dorsals-----175
Ventrals same size as dorsals-----176
175. Body pattern of complete rings-----Anilius
No rings encircling body-----Eunectes
176. Body scale rows 15 or more-----177
Body scale rows 14-----Leptotyphlops
174. Ventrals ligeramente agrandadas pero reconociblemente distintas de dorsales-----175
Ventrals de igual tamaño que dorsales-----176
175. Diseño del cuerpo de anillos completos--Anilius
Sin anillos alrededor del cuerpo-----Eunectes
176. Hileras de escamas 15 o más-----177
Hileras de escamas 14-----Leptotyphlops

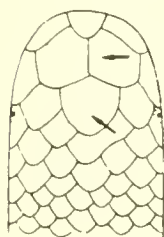


Fig. 14.
Anomalepis

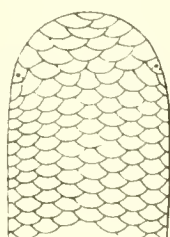


Fig. 15.
Typhlophis

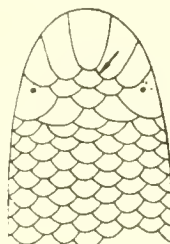


Fig. 16.
Typhlops

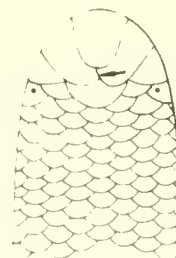


Fig. 17.
Helminthophis

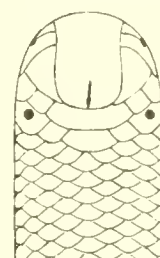


Fig. 18.
Liotyphlops

Figs. 14-18. Dorsum of head in genera of worm snakes. Figs. 14-17 from Jan and Sordelli, Icon. Gén. Ophid., various dates; Fig. 18 from Boulenger, 1893.

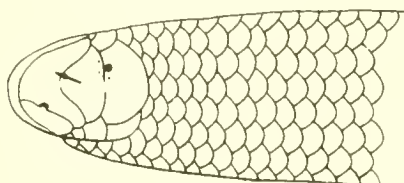


Fig. 19. Lateral view of head in Typhlops, showing fusion of nasal and prefrontal, from Jan and Sordelli.

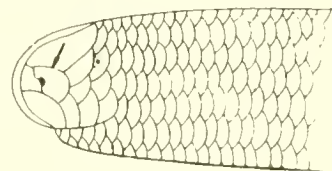


Fig. 20. Lateral view of head in Helminthophis, with nasal and prefrontal distinct, from Jan and Sordelli.

177. Scales on dorsum of head behind rostral highly modified, usually similar in appearance to body scales, although larger-----178
Pair of polygonal prefrontals in contact on midline behind rostral, followed by pentagonal frontal (Fig. 14)-----Anomalepis
178. Head with plates larger than scales of body-179
Head covered with small scales indistinguishable from those of body (Fig. 15)----Typhlophis
179. Prefrontals present above nasals (Fig. 20), in contact with frontal-----180
Prefrontals absent, fused with nasals (Fig. 19), which contact frontal behind rostral (Fig. 16)-----Typhlops
180. Prefrontals in contact behind rostral, separating latter from frontal (Fig. 17)-----Helminthophis
Rostral in contact with frontal, preventing contact between prefrontals on dorsum of head (Fig. 18)-----Liotyphlops
177. Escamas del dorso de la cabeza detrás del rostral muy modificados, usualmente de aspecto similar a las del cuerpo, pero más grandes-178
Par de prefrontales poligonales en contacto en la línea media detrás del rostral, seguidas de frontal pentagonal (Fig. 14)-----Anomalepis
178. Cabeza con láminas más grandes que las escamas del cuerpo-----179
Cabeza cubierta de escamas chicas indiferenciadas de las del cuerpo (Fig. 15)--Typhlophis
179. Con prefrontales encima de nasales (Fig. 20), en contacto con frontal-----180
Sin prefrontales, fusionadas con nasal (Fig. 19), la cual contact con frontal detrás de la rostral (Fig. 16)-----Typhlops
180. Prefrontales en contacto detrás de rostral, separando a ésta de la rostral (Fig. 17)-----Helminthophis
Rostral en contacto con prefrontal, impidiendo el contacto entre prefrontales sur el dorso de la cabeza (Fig. 18)-----Liotyphlops

 GENERIC KEY

- | | |
|--|---|
| 181. Tip of tail without rattle-----182
Tip of tail with rattle----- <u>Crotalus</u> | 181. Punta de la cola sin cascabel-----182
Punta de la cola con cascabel----- <u>Crotalus</u> |
| 182. Posterior subcaudals finely divided-----
----- <u>Lachesis</u>
Posterior subcaudals normal-----183 | 182. Subcaudales posteriores finamente divididas---
----- <u>Lachesis</u>
Subcaudales posteriores normales-----183 |
| 183. Dorsum of head posteriorly with large, regular
plates----- <u>Agkistrodon</u>
Dorsum of head covered posteriorly by small,
irregular scales----- <u>Bothrops</u> | 183. Parte dorsal posterior de la cabeza con láminas
regulares, grandes----- <u>Agkistrodon</u>
Parte dorsal posterior de la cabeza cubierta de
escamas irregulares, chicas----- <u>Bothrops</u> |

ADELPHICOS Jan

1862 Adelphicos Jan, Arch. Zool. Anat. Fis., 2: 18. Type-species: Adelphicos quadrivirgatum Jan.
 1866 Rhegnops Cope, Proc. Acad. Nat. Sci. Phila., 1866: 128. Type-species: Rhegnops visoninus Cope.

Distribution: Atlantic slopes from central Honduras through British Honduras (apparently not in Yucatán) to central Veracruz; on Pacific slopes from central Guatemala to central Oaxaca; interior valleys of Guatemala and Chiapas.

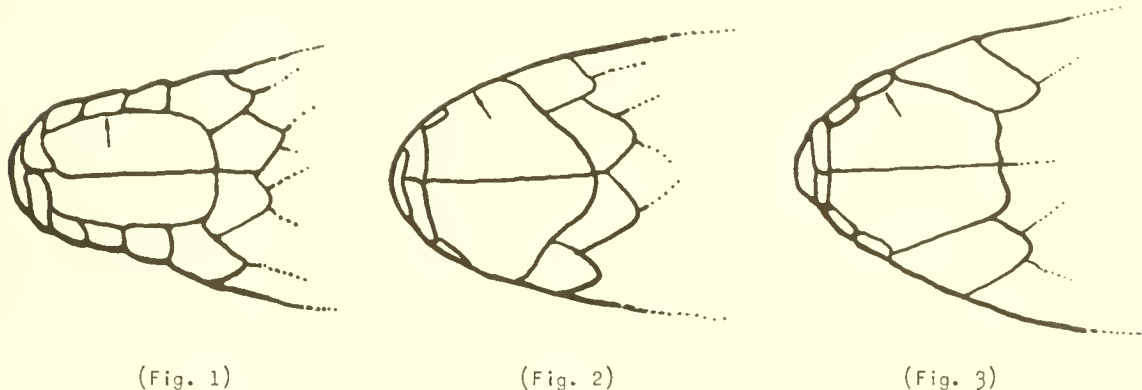
Content: Two species.

Key to the species

1. Third infralabial nearly as broad as long, subequal in size to second; chinshields not greatly expanded toward lip (Fig. 1)-----veraepacis
 Third infralabial absent, or greatly reduced in size and confined to labial border; chinshields greatly expanded toward lip (Figs. 2-3)-----quadrivirgatus

Clave de especies

1. Tercera infralabial aproximadamente tan ancha como larga, de tamaño subigual a la segunda; escudos mentales no expandidos notablemente hacia el borde labial (Fig. 1)-----veraepacis
 Tercera infralabial ausente o muy reducida en tamaño y confinada al borde labial; escudos mentales muy expandidos hacia el borde labial (Figs. 2-3)-----quadrivirgatus



Figs. 1-3. Arrangement of scales on chin of Adelphicos (adapted from Smith, 1942).

ADELPHICOS QUADRIVIRGATUS Jan

1862 Adelphicos quadrivirgatum Jan, Arch. Zool. Anat. Fis., 2: 18, pl. 8. Type-locality: "Mexico".

Distribution: Chiapas, Mexico through British Honduras to Guatemala.

Content: Three subspecies, one (quadrivirgatus Jan) extralimital.

Key to the subspecies

1. Third infralabial absent; chinshields bordering lip (Fig. 2); belly not or slightly pigmented-----sargii
 Very narrow third infralabial separates chinshield from lip (Fig. 3); belly frequently heavily pigmented-----visoninus

Clave de subspecies

1. Tercera infralabial ausente; escudos mentales formando el labio (Fig. 2); vientre sin o con muy poca pigmentación (Fig. 2)-----sargii
 Una tercera infralabial muy angosta separa los escudos mentales del labio (Fig. 3); vientre frecuentement muy pigmentado-----visoninus

Adelphicos quadrivirgatus sargii (Fischer)

1885 Rhegnops sargii Fischer, Jahrb. Hamb. Wiss. Anst., 2: 92. Type-locality: Guatemala.

1887 Adelphicos sargii—Cope, Bull. U.S. Nat. Mus., 32: 85.

1942 Adelphicos quadrivirgatus sargii—Smith, Proc. Rochester Acad. Sci., 8: 192.

Distribution: Foothills on Pacific slopes from southern Chiapas to central Guatemala.

ADELPHICOS

Adelphicos quadrivirgatus visoninus (Cope)

1866 Rhegnops visoninus Cope, Proc. Acad. Nat. Sci. Phila., 1866: 128. Type-locality: Honduras.

1887 Adelphicos visoninus—Cope, Bull. U.S. Nat. Mus., 32: 85.

1942 Adelphicos quadrivirgatus visoninus—Smith, Proc. Rochester Acad. Sci., 8: 186.

Distribution: Foothills on Atlantic slopes from Tabasco, Mexico, south and east to central Honduras.

ADELPHICOS VERAEPACIS Stuart

1941 Adelphicos veraepacis Stuart, Occ. Pap. Mus. Zool. Univ. Mich., 452: 5. Type-locality: Finca Samac, 7 km west of Coban, Alta Verapaz, Guatemala.

Distribution: Alta Verapaz, Guatemala and San Cristobal, Mexico.

Content: Three subspecies, two (latifasciatus Lynch and Smith and nigrilatus Smith) extralimital.

Adelphicos veraepacis veraepacis Stuart

1942 Adelphicos veraepacis veraepacis—Smith, Proc. Rochester Acad. Sci., 8: 180.

Distribution: Intermediate elevations of Alta Verapaz and Sierra de los Cuchumatanes of Guatemala.

Prepared by Howard K. Gloyd, University of Arizona, Tucson, Arizona

AGKISTRODON Palisot de Beauvois

- 1799 Agkistrodon Palisot de Beauvois, Trans. Amer. Phil. Soc., 4: 381. Type-species: Agkistrodon mokasen Palisot de Beauvois.
 1799 Agkishodon Palisot de Beauvois (typographical error), Trans. Amer. Phil. Soc., 4: 370.
 1802 Scytale Latreille, in Sonnini and Latreille, Hist. Nat. Rept., 3: 158. Type-species: Boa contortrix Linnaeus.
 1803 Cenchris Daudin, Hist. Nat. Rept., 5: 356. Type-species: Cenchris mokeson Daudin.
 1819 Scytalus Rafinesque (emendation of Scytale Latreille), Amer. Jour. Sci., 1: 84.
 1826 Tisiphone Fitzinger, Neue Classification der Reptilien: 34. Type-species: Tisiphone cuprea Fitzinger.
 1830 Ancistrodon Wagler (emendation of Agkistrodon Palisot de Beauvois), Nat. Syst. Amphib.: 176.
 1836 Acontias Troost (preoccupied by Acontias Cuvier, 1829), Ann. Lyc. Nat. Hist. New York, 3: 176. Type-species: Acontias leucostoma Troost.
 1836 Toxicophis Troost (substitute name for Acontias Troost, 1836), Ann. Lyc. Nat. Hist. New York, 3: 190.
 1843 Hypnale Fitzinger, Systema Reptilium: 28. Type-species: Cophias hypnale Merrem.
 1849 Halys Gray, Cat. Sn. Brit. Mus.: 14. Type-species: Trigonocephalus halys Boie.

Distribution: Central and southern Asia south of 54th Parallel, from Caspian Sea to and including Sakhalin, Japan and islands to south, and Taiwan (but not Hainan); south to northern Iran, Peninsular India and Ceylon, and Tonkin (North Vietnam). United States from southeastern Nebraska and southeastern Iowa southwest to Trans-Pecos Texas and south to Gulf of Mexico near Corpus Christi Bay and northern Florida, northeast to Massachusetts; Mexico and Central America, from southern Sonora and Nuevo Leon south to Yucatán, Guatemala, and Pacific Coast of Nicaragua.

Content: Approximately eleven species; about eight in Asia and three in New World, of which all but one are extralimital.

AGKISTRODON BILINEATUS (Günther)

- 1863 Ancistrodon bilineatus Günther, Ann. Mag. Nat. Hist., (3) 12: 364. Type-locality: Pacific coast of Guatemala.
 1899 Agkistrodon bilineatus—Stejneger, North American Fauna, 14: 71.
 1943 Agkistrodon bilineatus—Gloyd and Conant, Bull. Chicago Acad. Sci., 7: 163, figs. 4, 11-12.

Distribution: Tamaulipas, Mexico on Atlantic slope and southern Sonora on Pacific slope to Nicaragua. Records in British Honduras have been questioned by Allen and Neill, Herpetologica, 15, 1959, 229.

Content: Two subspecies, one of which (taylori Burger and Robertson) is extralimital.

Agkistrodon bilineatus bilineatus (Günther)

- 1951 Agkistrodon bilineatus bilineatus—Burger and Robertson, Univ. Kansas Sci. Bull., 34: 214, pl. 25, fig. 3.

Distribution: Nicaragua, Guatemala, and possibly British Honduras to southern Sonora on Pacific slope and to Campeche and Yucatán Peninsula on Atlantic slope of Mexico; Tres Marias Islands.

Prepared by Larry David Wilson, University of Southwestern Louisiana, Lafayette, Louisiana

AMASTRIDIDIUM Cope

- 1861 Amastridium Cope, Proc. Acad. Nat. Sci. Phila., 1860: 370. Type-species: Amastridium veliferum Cope.
 1898 Fleischmannia Boettger, Katalog der Reptilien-Sammlung im Museum der Senckenbergischen Naturforschenden Gesellschaft in Frankfurt am Main, 2: 69. Type-species: Fleischmannia obscura Boettger.
 1903 Mimometopon Werner, Abh. Bayer. Akad. Wiss., 22: 349, pl. 1, figs. 3-5. Type-species: Mimometopon sapperi Werner.
 1905 Phrydops Boulenger, Ann. Mag. Nat. Hist., (7) 15: 453. Type-species: Phrydops melas Boulenger.

Distribution: As for single known species.

Content: One species.

AMASTRIDIDIUM VELIFERUM Cope

- 1861 Amastridium veliferum Cope, Proc. Acad. Nat. Sci. Phila., 1860: 370. Type-locality: Cocuyas de Veraguas, N. Grenada, which is Cocuyas, Panama.
 1898 Fleischmannia obscura Boettger, Katalog der Reptilien-Sammlung im Museum der Senckenbergischen Naturforschenden Gesellschaft in Frankfurt am Main, 2: 69. Type-locality: San José, Costa Rica.
 1903 Mimometopon sapperi Werner, Abh. Bayer. Akad. Wiss., 22: 349, pl. 1, figs. 3-5. Type-locality: Guatemala.
 1905 Phrydops melas Boulenger, Ann. Mag. Nat. Hist., (7) 15: 454. Type-locality: Cariblanco, Costa Rica.
 1925 Amastridium sapperi—Dunn, Proc. U.S. Nat. Mus., 65: 1.
 1931 Phrydops [sic] melas—Dunn, Copeia, 1931: 163.

Distribution: Atlantic and Pacific slopes from Nuevo Leon and Chiapas, Mexico, through Guatemala, Honduras, Nicaragua, Costa Rica and Panama.

ANILIUS Oken

- 1811 Iortrix Oppel (preoccupied by Iortrix Denis and Schiffermüller, 1775), Die Ordnungen, Familien, und Gattungen der Reptilien: 55. Type-species: None indicated.
 1816 Anilius Oken, Lehrb. Naturgesch., 3: 283. Type-species: Anguis scytale Linnaeus.
 1820 Elysia Hemprich (new name for Iortrix Oppel, preoccupied by Elysia Risso, 1818), Grundriss der Naturgeschichte, 1820: 119.
 1820 Helison Goldfuss (new name for Iortrix Oppel, 1811), Handbuch der Zoologie, 2: 146.
 1823 Ilysia Lichtenstein (emendation of Elysia Hemprich), Verzeichniss der Doubletten des Zoologischen Museums der Königl. Universität zu Berlin: 104.
 1825 Torquatrix Haworth (new name for Iortrix Oppel), Phil. Mag., 65: table opposite p. 372.
 1833 Illisia Schinz (emendation of Ilysia Lichtenstein), Naturgeschichte und Abbildungen der Reptilien: 131.
 1844 Anileus Agassiz (emendation of Anilius Oken), Nomenclatoris Zoologici Index Universalis: 23.

Distribution: As for single species.

Content: One species.

ANILIUS SCYTALE (Linnaeus)

- 1758 Anguis Scytale Linnaeus, Systema Naturae, Ed. 10: 228. Type-locality: "Indiis".
 1816 Anilius scytale—Oken, Lehrb. Naturgesch., 3: 283.

Distribution: Guianas; northern Brazil; Venezuela; Amazonian drainage of Colombia, Ecuador and Peru.

Content: Two subspecies.

Key to the subspecies

1. Ventrals fewer than 225; black bands broader than red-----phelpsorum
 Ventrals more than 225; black bands narrower than red-----scytale

Clave de subspecies

1. Ventrals menos de 225; bandas transversas negras más anchas que las rojas-phelpsorum
 Ventrals más de 225; bandas transversas negras más angostas que las rojas--scytale

Anilius scytale scytale (Linnaeus)

- 1768 Anguis annulata Laurenti, Synopsis Reptilium: 69. Type-locality: None given.
 1768 Anguis fasciata Laurenti, Synopsis Reptilium: 70. Type-locality: None given.
 1768 Anguis caerulea Laurenti, Synopsis Reptilium: 71. Type-locality: Surinam.
 1768 Anguis corallina Laurenti, Synopsis Reptilium: 71. Type-locality: Brazil.
 1768 Anguis atra Laurenti, Synopsis Reptilium: 71. Type-locality: Ceylon.
 1958 A. [nilius] scytale [scytale]—Roze, Acta Biol. Venezuéllica, 2: 261.

Distribution: Amazonian Peru, Ecuador and Colombia; northern Brazil; Guianas; southeastern Venezuela.

Anilius scytale phelpsorum Roze

- 1958 Anilius scytale phelpsorum Roze, Acta Biol. Venezuéllica, 2: 258. Type-locality: Auyantepui, Estado Bolívar, Venezuela.

Distribution: Eastern and southern Venezuela.

ANOMALEPIS Jan

1860 Anomalepis Jan, Icon. Gén. Ophid., Livr. 1: pl. 5, fig. 1; pl. 6, fig. 1. Type-species:
Anomalepis mexicanus Jan.

1893 Anomalolepis Günther (substitute name for Anomalepis Jan), Biol. Cent. Amer., Rept.: 87.

Distribution: Mexico through Central America to Peru and Ecuador.

Content: Four species.

Key to the species

1. Head and tip of tail brown-----2
Head and tip of tail yellowish white-----
-----flavapices
2. Dorsal scales at midbody in more than 22 rows;
more than 300 dorsals from head to tip of
tail-----3
Dorsal scales at midbody in 22 rows; less than
300 dorsals from head to tip of tail-----
-----mexicanus
3. Dorsal scales at midbody in 24-26 rows; less
than 350 total dorsals (320-343)-----aspinosus
Dorsal scales in 28 rows at midbody; total
dorsals 365-----colombia

Clave de especies

1. Cabeza y porción terminal de la cola pardos---2
Cabeza y porción terminal de la cola blanco
amarillentos-----flavapices
2. Escamas dorsales en el medio cuerpo más de 22
filas; más de 300 dorsales totales-----3
Escamas dorsales en el medio cuerpo en 22
filas; menos de 300 dorsales totales-----
-----mexicanus
3. Escamas dorsales en el medio del cuerpo 24-26
filas; menos de 350 dorsales (320-343)-----
-----aspinosus
Escamas dorsales en el medio del cuerpo en 28
filas; dorsales totales 365-----colombia

ANOMALEPIS ASPINOSUS Taylor

1939 Anomalepis aspinosus Taylor, Proc. New England Zool. Club, 17: 92, pl. 5, figs. 5-7. Type-
locality: Perico, Peru.

Distribution: Known only from type locality.

ANOMALEPIS COLOMBIA Marx

1953 Anomalepis colombia Marx, Fieldiana: Zool., 34: 197. Type-locality: La Selva, Pueblo Rico,
Department of Caldas, Colombia.

Distribution: Known only from type locality.

ANOMALEPIS FLAVAPICES Peters

1957 Anomalepis flavapices Peters, Amer. Mus. Novitates, 1851: 3. Type-locality: Esmeraldas,
Esmeraldas Province, Ecuador.

Distribution: Lowlands of northwestern Ecuador.

ANOMALEPIS MEXICANUS Jan

1861 Anomalepis mexicanus Jan, Icon. Gén. Ophid., Livr. 1: pl. 5, fig. 1, pl. 6, fig. 1. Type-
locality: Mexico.

1939 Anomalepis dentatus Taylor, Proc. New England Zool. Club, 17: 90, pl. 5, figs. 1-3. Type-locality:
Barro Colorado, Canal Zone, Panama.

Distribution: Known only from Mexico and Panama.



APOSTOLEPIS Cope

1862 Apostolepis Cope, Proc. Acad. Nat. Sci. Phila., 1861: 524. Type-species: Elapomorphus flavo-torquatus Duméril, Bibron and Duméril.

1869 Rhynchonyx Peters, Monats. Akad. Wiss. Berlin, 1869: 437. Type-species: Rhynchonyx ambiniger Peters.

Distribution: Guyana and eastern Peru south to Argentinian, Paraguayan and Bolivian Chaco.

Content: Fourteen species.

Key to the species

1. Nasal in contact with preocular-----2
Nasal not in contact with preocular-----4
2. One postocular-----3
Two postoculars-----coronata
3. Less than 35 subcaudals; four or five labials
in contact with anterior pair of chinshields--
-----12
More than 45 subcaudals; four labials in con-
tact with anterior pair of chinshields-----
-----longicaudata
4. Six supralabials-----5
Five supralabials-----goiasensis
5. Fifth upper labial only in contact with parie-
tal-----6
Fifth and sixth upper labials in contact with
parietal-----8
6. Dorsal pattern other than five stripes-----7
Dorsal pattern with five stripes-----rondoni
7. Four lower labials in contact with anterior
chinshields-----cearensis
Five lower labials in contact with anterior
chinshields-----assimilis
8. No stripes dorsally-----9
Dorsum striped-----10
9. Without double row of ventral spots-----11
With double row of ventral spots---erythronota
10. Five lower labials in contact with anterior
chinshields-----ambiniger
Four lower labials in contact with anterior
chinshields-----dorbignyi
11. Three or four lower labials in contact with
anterior chinshields-----intermedia
Five lower labials in contact with anterior
chinshields-----nigroterminata
12. More than 230 ventrals-----13
Less than 230 ventrals-----quinquelineata
13. Body striped; no black-bordered collar-----
-----niceforoi
Body not striped; black-bordered red collar
present-----flavotorquata

Clave de especies

1. Nasal contacta con la preocular-----2
Nasal no contacta con la preocular-----4
2. Con una postocular-----3
Con dos postoculares-----coronata
3. Menos de 35 escamas caudales; cuatro o cinco
labiales en contacto con el par anterior de
geneiales-----12
Más de 45 escamas caudales; cuatro labiales en
contacto con el par anterior de geneiales-----
-----longicaudata
4. Con seis supralabiales-----5
Con cinco supralabiales-----goiasensis
5. Únicamente la quinta supralabial contacta con
la parietal-----6
Quinta y sexta supralabial en contacto con la
parietal-----8
6. Sin diseño dorsal con cinco líneas longitudi-
nales-----7
Diseño dorsal con cinco líneas longitudinales--
-----rondoni
7. Cuatro labiales inferiores en contacto con
geneiales anteriores-----cearensis
Cinco labiales inferiores en contacto con
geneiales anteriores-----assimilis
8. Diseño dorsal no lineado-----9
Diseño dorsal lineado-----10
9. Sin doble hilera de manchas ventrales-----11
Con doble hilera de manchas-----
-----erythronota
10. Cinco labiales inferiores en contacto con
geneiales anteriores-----ambiniger
Cuatro labiales inferiores en contacto con
geneiales anteriores-----dorbignyi
11. Tres o cuatro labiales inferiores en contacto
con geneiales anteriores-----intermedia
Cinco labiales inferiores en contacto con
geneiales anteriores-----nigroterminata
12. Más de 230 ventrales-----13
Menos de 230 ventrales-----quinquelineata
13. Diseño dorsal lineado; sin collar bordeado de
negro-----niceforoi
Diseño dorsal no lineado; con collar rojo bor-
deado de negro-----flavotorquata

APOSTOLEPIS

APOSTOLEPIS AMBINIGER (Peters)

- 1869 Rhynchonyx ambiniger Peters, Monats. Akad. Wiss. Berlin, 1869: 438, fig. 2. Type-locality: Paraguay.
- 1887 Rhynchonyx ambiniger vittatus Cope, Proc. Amer. Phil. Soc., 24: 56. Type-locality: Mato Grosso, Brazil.
- 1896 Apostolepis ambinigra—Boulenger (unjustified emendation), Cat. Sn. Brit. Mus., 3: 237.
- 1927 Apostolepis tenuis Ruthven, Occ. Pap. Mus. Zool. Univ. Mich., 188: 1. Type-locality: Buena Vista, Santa Cruz, Bolivia.

Distribution: Western Brazil, Bolivia and Paraguay.

APOSTOLEPIS ASSIMILIS (Reinhardt)

- 1861 Elapomorphus assimilis Reinhardt, Vid. Meddel. Naturh. For. Kjöbenhavn, 1860: 235, pl. 4, figs. 1-5. Type-locality: Minas Gerais, Brazil.
- 1896 Apostolepis assimilis—Boulenger, Cat. Sn. Brit. Mus., 3: 234.

Distribution: Central and southwestern Brazil, Argentinian Chaco.

APOSTOLEPIS CEARENSIS Gomes

- 1915 Apostolepis cearensis Gomes, Ann. Paulistas Med. Cirurg., 4: 122, pl. 3, figs. 4-8. Type-locality: Ceará, Brazil.
- 1925 Apostolepis amarali Werner, Sitz. Akad. Wiss. Wien, 134: 62. Type-locality: unknown.

Distribution: Northeastern Brazil.

APOSTOLEPIS CORONATA (Sauvage)

- 1877 Elapomorphus (Elapomorphus) coronatus Sauvage, Bull. Soc. Philom., (7) 1: 110. Type-locality: South America.
- 1896 Apostolepis coronata—Boulenger, Cat. Sn. Brit. Mus., 3: 233.
- 1903 Apostolepis Pymi Boulenger, Ann. Mag. Nat. Hist., (7) 12: 353. Type-locality: Brazil.

Distribution: Known only from Teresópolis, Estado de Rio de Janeiro, Brazil.

APOSTOLEPIS DORBIGNYI (Schlegel)

- 1837 Calamaria d'Orbigny Schlegel, Essai Physion. Serpens, 2: 30. Type-locality: Chile.
- 1896 Apostolepis dorbignyi—Boulenger, Cat. Sn. Brit. Mus., 3: 236.

Distribution: Southwestern Brazil, Paraguay and Bolivia.

APOSTOLEPIS ERYTHRONOTA (Peters)

- 1880 Elapomorphus erythronotus Peters, Monats. Akad. Wiss. Berlin, 1880: 222. Type-locality: São Paulo, Brazil.
- 1887 Apostolepis erythronotus lineatus Cope, Proc. Amer. Philos. Soc., 24: 56. Type-locality: Mato Grosso, Brazil.
- 1897 Apostolepis nigriceps Werner, Sitz. Akad. Wiss. München, 1897: 207. Type-locality: São Paulo, Brazil.

Distribution: Central and southwestern Brazil, northern Argentina and Paraguay.

APOSTOLEPIS FLAVOTORQUATA (Duméril, Bibron and Duméril)

- 1854 Elapomorphus flavo-torquatus Duméril, Bibron and Duméril, Erp. Gén., 8: 836. Type-locality: "Amérique Méridional".
- 1862 Apostolepis flavotorquata—Cope, Proc. Acad. Nat. Sci. Phila., 1861: 524.
- 1869 Elapomorphus nigrolineatus Peters, Monats. Akad. Wiss. Berlin, 1869: 439. Type-locality: Given as "Guinea", but assumed by Peters to be South America.
- 1924 Apostolepis sanctae-ritae Werner, Sitz. Akad. Wiss. Wien, 133: 43. Type-locality: Santa Rita, Brazil. (Probably Santa Rita do Araguaia, Estado de Goiás).

Distribution: Central Brazil.

APOSTOLEPIS GOIASENSIS Prado

1942 Apostolepis goiasensis Prado, Mem. Inst. Butantan, 16: 7, pl. 1. Type-locality: Rio Verde, Goiás, Brazil.

Distribution: Estado de Goiás, Brazil.

APOSTOLEPIS INTERMEDIA Koslowsky

1898 Apostolepis intermedia Koslowsky, Rev. Mus. La Plata, 8: 30, pl. 1, figs. 4-7. Type-locality: Mato Grosso, Brazil.

Distribution: Estado de Mato Grosso, Brazil.

APOSTOLEPIS LONGICAUDATA Gomes

1921 Apostolepis longicaudata Gomes, in Amaral, Ann. Paulistas Med. Cirurg., 9 (7-8): 3, pl. A, figs. 4-7. Type-locality: Municipio de Santa Philomena, Estado de Piauh, Brazil.

Distribution: Known only from type locality.

APOSTOLEPIS NICEFOROI Amaral

1935 Apostolepis niceforoi Amaral, Mem. Inst. Butantan, 9: 221, fig. 5. Type-locality: La Pedrera, Bajo Caquetá, Amazonas, Brazil.

Distribution: Known only from type-locality.

APOSTOLEPIS NIGROTERRMINATA Boulenger

1896 Apostolepis nigrotterminata Boulenger, Cat. Sn. Brit. Mus., 3: 235, pl. 10, fig. 2. Type-locality: Cayaria, Northeastern Peru.

1904 Apostolepis borellii Peracca, Bol. Mus. Zool. Anat. Comp. Univ. Torino, 19 (460): 9. Type-locality: Urucum (probably Mato Grosso, Brazil).

Distribution: Eastern Peru, western Brazil.

APOSTOLEPIS QUINQUELINEATA Boulenger

1896 Apostolepis quinque-lineata Boulenger, Cat. Sn. Brit. Mus., 3: 235, pl. 10, fig. 1. Type-locality: Demerara, Guyana.

Distribution: Guyana.

APOSTOLEPIS RONDONI Amaral

1925 Apostolepis Rondoni Amaral, Comm. L.T.E. Matto-Grosso-Amazonas, 84: 25, figs. 4-6. Type-locality: Mato Grosso, Brazil.

Distribution: Known only from the type locality.



ATRACTUS Wagler

- 1828 Atractus Wagler, Isis von Oken, 21: 741. Type-species: Atractus trilineatus Wagler.
 1843 Urobrachys Fitzinger, Systema Reptilium: 24. Type-species: Brachyorrhos flammigerus Boie.
 1858 Isoscelis Günther, Cat. Sn. Brit. Mus.: 204. Type-species: Isoscelis maculata Günther.
 1910 Atractopsis Despax, Bull. Mus. Hist. Nat. Paris, 16: 372. Type-species: Atractus (Atractopsis) paucidens Despax.

Distribution: Panama; South America as far south as Amazonian Bolivia and southern Brazil, east of Andes and northwestern Ecuador west of Andes; slopes and highlands of Andes in Colombia, Ecuador and Peru.

Content: Approximately 70 species.

Comment: Atractus subbicinctum Jan is omitted from the data matrix below, because there was insufficient information in the original description.

Matrix for Identification of Species

Matriz para identificación de especies

	SEX ¹					UPPER LABIALS	DORSAL ROWS	MAXILLARY TEETH	ACTUAL COUNTS		PATTERN ¹	NUMBER OF POSTOCULARS
	R	I	No L.	L	PN				VENTRALS	CAUDALS		
ANDINUS	2	0	0	3	1	7	17	---	174	37	1	2
ARANGOI	2	0	0	3	1	7	17	---	159	---	1	2
BADIUS	0	0	3	3	1	7	17	---	143-160	20-47	1	2
BALZANI	0	0	0	3	1	6	17	---	159	32	4	1
BISERIATUS	1	0	0	3	1	7	15	---	148	18	1	2
BOCKI	0	0	0	3	1	6	17	---	164	50	1	2
BOCOURTI	0	0	0	3	1	7	17	---	175-191	25-39	1	2
BOETTGERI	0	0	0	3	1	6	15	---	177	20	4	2
BOULENGERII	1	0	0	3	1	7	17	---	189	44	1	2
CARRIONI	1	3	3	1	4	6	15	8-9	145-149	29-34	4	1
CARRIONI	2	3	3	1	4	6	15	8-9	152-159	21-27	4	1
CLARKI	2	0	0	3	1	7	17	---	185	33	4	2
COLLARIS	1	3	3	3	1	7-8	17	5-5	163	31	2	2
COLLARIS	2	3	3	3	1	7-8	17	5-5	175	21	2	2

¹Significance of values:

Sex	Pattern
0 = Unknown	1 = Spotted or incompletely banded
1 = Male	2 = Longitudinal lines
2 = Female	3 = Completely ringed
3 = Juvenile	4 = Unicolor
0 = Unknown	X = Combinations of above

Abbreviations*

R/P = Rostral larger than prefrontals.
 I/P = Width of internasals larger than half length of prefrontal suture.
 No L. = No loreal.
 L/PN = Loreal larger than postnasal.

¹Significado de valores:

Sexo	Diseño
0 = Desconocido	1 = Con manchas o bandas incompletas
1 = Macho	2 = Líneas longitudinales
2 = Hembra	3 = Con anillos completos
3 = Juvenil	4 = Unicolor
0 = Desconocido	X = Combinaciones de los otros

Abreviaturas*

R/P = Rostral más grande que prefrontales.
 I/P = Ancho de internasales mayor que la mitad de la longitud de la sutura prefrontal.
 No L. = Loreal ausente.
 L/PN = Loreal más grande que postnasal.

*(See Savage, Misc. Publ. Mus. Zool. Univ. Mich., 112, 1960, 16, for discussion of these characters in Atractus).

	SEX					ACTUAL COUNTS				PATTERN	NUMBER OF POSTOCULARS	
	R P	I P	No L.	PN	UPPER LABIALS	DORSAL ROWS	MAXILLARY TEETH	VENTRALS	CAUDALS			
CRASSICAUDATUS	0	0	3	3	1	6-7	17	---	139-161	16-29	1	2
DUIDENSIS	1	0	3	3	1	7	17	8-8	156	35	4	2
DUIDENSIS	2	0	3	3	1	7	17	8-9	173	35	4	2
DUNNI	2	3	3	3	1	7	17	---	144	20	2	2
ECUADORENSIS	1	3	3	3	1	7	17	8-8	144	41	2	2
ELAPS	1	1	1	3	3	6	15	6-8	135-154	28-37	3	1-2
ELAPS	2	1	1	3	3	6	15	6-8	141-161	16-24	3	1-2
EMMELI	0	0	3	3	1	7	15	---	167-170	28-30	4	2
EMMELI	2	0	0	3	1	7	17	---	188	22	4	2
ERYTHROMELAS	0	0	3	3	1	7	15	---	159-181	23-34	1	2
FULIGINOSUS	0	0	3	3	1	6-7	17	9-9	157-161	26-29	4	2
GAIGEAE	1	3	3	3	1	7	17	5-6	187-198	35-39	2	2
GAIGEAE	2	3	3	3	1	7	17	5-6	207-213	25-27	2	2
GUENTHERI	0	0	3	3	1	7-8	17	---	143-161	18-33	4	2
INDISTINCTUS	2	0	0	3	1	---	17	---	170	35	4	2
INSIPIDUS	1	0	3	3	1	7	15	7-7	154	36	1	2
IRIDESCENS	1	0	3	3	1	7	17	---	135	40	1	2
LANCINII	2	0	3	3	1	8	17	9-9	174	27	1	2
LASALLEI	1	0	3	3	1	6-7	17	---	161-166	22-24	4	2-3
LATIFRONS	0	1	1	3	3	6	17	---	142-150	35-42	3	1
LEHMANNI	1	3	3	3	1	7	17	8-8	141-144	25-28	4	2
LEHMANNI	2	3	3	3	1	7	17	8-8	148-153	20-21	4	2
LIMITANEUS	1	0	0	3	3	6	17	---	146	30	2	2
LOVERIDGEI	1	0	0	3	1	7	17	---	149-165	21-30	2	2
LOVERIDGEI	2	0	0	3	1	7	17	---	161-174	14-22	2	2
MACULATUS	0	0	3	3	1	7	17	---	148-159	21-26	1	2
MAJOR	1	3	3	3	1	7-8	17	5-7	148-172	31-49	1	1-2
MAJOR	2	3	3	3	1	7-8	17	5-7	157-181	27-37	1	1-2
MANIZALESENSIS	1	0	0	3	1	7	15	---	152	20	1	2
MANIZALESENSIS	2	0	0	3	1	7	15	---	154	18	1	2
MFLANOGASTER	2	0	0	0	0	8	17	---	174	18	1	X
MELAS	1	0	0	3	1	7	17	---	157	24	4	2
MELAS	2	0	0	3	1	7	17	---	146	25	4	2
MICHELI	1	0	0	3	1	7	17	---	146	46	1	2
MICRORHYNCHUS	0	0	0	3	1	7	17	---	---	--	0	1-2
MODESTUS	1	3	3	3	3	6	17	9-9	173	38	4	2
MULTICINCTUS	1	3	3	3	1	7	17	5-6	168-183	40-43	1	2
MULTICINCTUS	2	3	3	3	1	7	17	5-6	177-184	31-36	1	2
NICEFORI	1	0	0	3	1	7	15	---	146-155	22	4	2
NICEFORI	2	0	0	3	1	7	15	---	152	20	4	2
NIGRICAUDUS	2	0	3	3	1	7	17	---	157-158	17-19	2	2

ATRACTUS

SEX	0=Unknown 1=True 2=Variable 3=False 4=Inapplic.				ACTUAL COUNTS					PATTERN	NUMBER OF POSTOCULARS	
	PIR	I P	No L.	L PN	UPPER LABIALS	DORSAL ROWS	MAXILLARY TEETH	VENTRALS	CAUDALS			
NIGRIVENTRIS	2	0	0	3	1	7	17	---	175	26	4	2
OBESUS	2	3	3	3	1	7	17	---	171-183	26-30	3	2
OBTUSIROSTRIS	1	0	0	0	0	7-8	17	---	149-160	33-42	1	X
OBTUSIROSTRIS	2	0	0	0	0	7-8	17	---	155-167	17-33	1	X
OCCIDENTALIS	1	3	3	3	1	7	17	6-7	153	39	2	2-3
OCCIDENTALIS	2	3	3	3	1	7	17	6-7	162	26-27	2	2-3
OCCIPITOALBUS	1	3	3	3	1	7-8	15	7-8	137-153	21-32	4	1-2
OCCIPITOALBUS	2	3	3	3	1	7-8	15	7-8	150-171	9-19	4	1-2
OCULOTEMPORALIS	1	0	0	3	1	7	15	---	142-147	27-31	1	0
OCULOTEMPORALIS	2	0	0	3	1	7	15	---	145-152	23-28	1	0
PAMPLONENSIS	1	0	0	3	1	7	17	---	174-183	28-30	1	1-2
PAMPLONENSIS	2	0	0	3	1	7	17	---	172-184	23-24	1	1-2
PAUCIDENS	2	3	3	3	1	6-7	17	5-6	169-186	31-37	4	2
PAUCISCUTATUS	2	0	3	3	1	6-7	17	---	146	18	2	2
PERUVIANUS	0	0	0	3	1	6	17	---	140	31	1	2
PUNCTIVENTRIS	1	0	0	3	1	7	15	---	157-158	28-33	1	2
RESPLENDENS	1	3	3	3	1	7-9	17	7-7	157-174	25-31	4	0-2
RESPLENDENS	2	3	3	3	1	7-9	17	7-7	170-185	14-19	4	0-2
RETICULATUS	0	0	3	3	1	7	15	---	156-166	24-26	4	2
RIVEROI	1	0	3	3	0	8	17	7-7	153	37-41	1	2
ROULEI	1	3	3	3	1	6	15	10-11	140-145	20-26	4	1
ROULEI	2	3	3	3	1	6	15	10-11	145-149	14-23	4	1
SANCTAEMARTAE	1	0	0	3	1	7	17	---	152-159	33-36	1	1-3
SANCTAEMARTAE	2	0	0	3	1	7	17	---	148-171	22-28	1	1-3
SANGUINEUS	1	0	0	3	1	7	17	---	179	43	1	2
SERRANUS	0	0	0	3	1	7	17	8-8	171	21	4	2
STEYERMARKI	0	0	0	3	1	7	17	6-6	160-177	30-37	4	2
TAENIATUS	1	0	0	3	1	6	15	8-8	152	24	2	2
TORQUATUS	0	0	3	3	1	8	17	---	140-165	35-47	1	1
TRILINEATUS	0	0	3	3	1	7-8	15	---	125-150	11-19	2	2
TRIVITTATUS	1	0	0	3	1	8	17	---	176	33	1	2
UNIVITTATUS	0	0	3	3	1	6-7	17	---	151-158	33	2	2
VARIEGATUS	1	0	0	3	1	6	17	---	157	27	1	2
VENTRIMACULATUS	1	0	0	3	1	8	15	---	145-157	19-20	X	2
VENTRIMACULATUS	2	0	0	3	1	8	15	---	158-159	14-15	X	2
VERTEBRALIS	1	0	0	3	1	7-8	17	---	170	32	1	2
VERTEBRALIS	2	0	0	3	1	7-8	17	---	173-175	21-24	1	2
VERTEBROLINEATUS	1	0	0	3	1	7	17	---	159	46	2	2
WAGLERI	2	0	0	3	1	7	17	---	174	43	1	2
WERNERI	0	0	0	3	1	7	17	---	161	18	2	1
WERNERI	1	0	0	3	1	7	17	---	144-153	27-29	2	2

ATRACTUS ANDINUS Prado

1944 Atractus andinus Prado, Ciencia (Mexico), 5: 111, fig. 1. Type-locality: Andes, Antioquia, Colombia.

1945 Atractus andinus—Prado, Mem. Inst. Butantan, 18 (1944-45): 109, fig.

Distribution: Known only from type locality.

ATRACTUS ARANGOI Prado

1939 Atractus arangoi Prado, Mem. Inst. Butantan, 13: 15, fig. 1. Type-locality: Colombia.

Distribution: Known only from Puerto Asís, Putumayo, Colombia.

ATRACTUS BADIUS (Boie)

1827 Brachyorrhos badius Boie, Isis von Oken, 20: 540. Type-locality: Java?

1827 Brachyorrhos flammigerus Boie, Isis von Oken, 20: 540. Type-locality: Java?

1837 Calamaria badius Schlegel, Essai Physiol. Serpens, 2: 35. Type-locality: French Guiana.

?1862 [Rabdosoma badium] var. Rubinianum Jan, Arch. Zool. Anat. Fis., 2: 14. Type-locality: Venezuela.

?1862 R. [abdosoma] dubium Jan, Arch. Zool. Anat. Fis., 2: 18. Type-locality: Bogotá, Colombia.

1894 Atractus badius—Boulenger, Cat. Sn. Brit. Mus., 2: 308.

Distribution: Northern South America east of Andes and south to northern Argentina.

ATRACTUS BALZANI Boulenger

1898 Atractus balzani Boulenger, Ann. Mus. Civ. Storia Nat. Genova, (2) 19: 129. Type-locality: Misiones Mosevenes, northwest Bolivia.

Distribution: Known only from type locality.

ATRACTUS BISERIATUS Prado

1941 Atractus biseriatus Prado, Mem. Inst. Butantan, 14 (1940): 26, fig. Type-locality: Manizales, Departamento de Caldas, Colombia; Villamaria, Departamento de Caldas, according to E. R. Dunn, in Savage, Misc. Publ. Mus. Zool. Univ. Mich., 112, 1960, 80.

Distribution: Known only from type locality.

ATRACTUS BOCKI Werner

1909 Atractus bocki Werner, Mitt. Naturhist. Mus. Hamburg, 26: 228, fig. 5. Type-locality: Cochabamba, Departamento de Cochabamba, Bolivia.

Distribution: Known only from type locality.

Comment: Amaral, Mem. Inst. Butantan, 4, 1929, 26, indicated that this was a synonym of A. modestus Boulenger, which is known only from western Ecuador.

ATRACTUS BOCOURTI Boulenger

1894 Atractus bocourti Boulenger, Cat. Sn. Brit. Mus., 2: 306. Type-locality: Acomayo, Departamento de Huanuco, Peru.

Distribution: Northern Peru; Ecuador.

ATRACTUS BOETTGERI Boulenger

1896 Atractus boettgeri Boulenger, Cat. Sn. Brit. Mus., 3: 645. Type-locality: Yungas, Sierra de las Yungas, Departamento de Cochabamba, Bolivia.

Distribution: Known only from type locality.

 ATRACTUS

ATRACTUS BOULENGERII Peracca

1896 Atractus Boulengerii Peracca, Bol. Mus. Zool. Anat. Comp. Univ. Torino, 11 (252): 1, fig. Type-locality: South America.

Distribution: Unknown.

ATRACTUS CARRIONI Parker

1930 Atractus carrioni Parker, Ann. Mag. Nat. Hist., (10) 5: 208, figs. Type-locality: Loja, Ecuador, 2200 m.

1960 Atractus carrioni—Savage, Misc. Publ. Mus. Zool. Univ. Mich., 112: 32.

Distribution: Intermontane valley of Loja, Ecuador.

ATRACTUS CLARKI Dunn and Bailey

1939 Atractus clarki Dunn and Bailey, Bull. Mus. Comp. Zool., 86: 8. Type-locality: Mine at Santa Cruz de Cana, Provincia de Darién, Panama.

Distribution: Known only from type locality.

ATRACTUS COLLARIS Peracca

1897 Atractus collaris Peracca, Bol. Mus. Zool. Anat. Comp. Univ. Torino, 12 (284): 4. Type-locality: Río Cononaco, Provincia Pastaza, Ecuador.

1960 Atractus collaris—Savage, Misc. Publ. Mus. Zool. Univ. Mich., 112: 34.

Distribution: Amazonian Ecuador and northeastern Peru, 300-600 ft.

ATRACTUS CRASSICAUDATUS (Duméril, Bibron and Duméril)

1854 Rabdosoma crassicaudatum Duméril, Bibron and Duméril, Erp. Gén., 7: 103. Type-locality: Bogotá, Departamento de Cundinamarca, Colombia.

1894 Atractus crassicaudatus—Boulenger, Cat. Sn. Brit. Mus., 2: 310.

1914 Atractus Fuhrmanni Peracca, Mem. Soc. Neuchatel Sci. Nat., 5: 100. Type-locality: Bogotá, Departamento de Cundinamarca, Colombia.

Distribution: Highlands of Colombia.

ATRACTUS DUIDENSIS Roze

1961 Atractus duidensis Roze, Acta Biol. Venezuelica, 3: 110. Type-locality: Cumbre del Cerro Duida, Territorio Federal Amazonas, Venezuela, 2050 m.

Distribution: Region of Cerro Duida, Venezuela.

ATRACTUS DUNNI Savage

1883 Rabdosoma maculatum Bocourt (preoccupied by maculata Günther, 1858), Miss. Sci. Mex., Rept., 3: 539, pl. 34, figs. 2-2e; pl. 35, fig. 1. Type-locality: Ecuador.

1955 Atractus dunni Savage (substitute name for Rabdosoma maculatum Bocourt), Proc. Biol. Soc. Washington, 68: 14.

Distribution: Peru and Ecuador.

ATRACTUS EQUADORENSIS Savage

1955 Atractus equadorensis Savage, Proc. Biol. Soc. Washington, 68: 15. Type-locality: "Llangate area"; probably Llanganate Range, Provincia Tungurahua, Ecuador.

Distribution: Known only from type locality.

ATRACTUS ELAPS (Günther)

- 1858 Rhabdosoma elaps Günther, Cat. Sn. Brit. Mus.: 241. Type-locality: Guayaquil, Ecuador (probably in error).
- 1862 R. [abdosoma] brevifrenum Jan, Arch. Zool. Anat. Fis., 2: 12. Type-locality: Brazil.
- 1862 R. [abdosoma] Pöppigi Jan, Arch. Zool. Anat. Fis., 2: 11. Type-locality: Brazil.
- 1931 Atractus elaps tetrazonus Amaral, Bull. Antivenin Inst. Amer., 4: 87. Type-locality: Guaicaramo, east of Bogotá, Colombia.
- 1943 Geophis diplozeugus Schmidt and Walker, Zool. Ser. Chicago Nat. Hist. Mus., 24: 286. Type-locality: Departamento de Madre de Dios, Peru.
- 1960 Atractus elaps—Savage, Misc. Publ. Mus. Zool. Univ. Mich., 112: 39.

Distribution: Oriente and interandean highlands of Ecuador, northern Peru, eastern Colombia, and Amazonas, Brazil.

ATRACTUS EMMELI (Boettger)

- 1888 Geophis Emmeli Boettger, Ber. Senckenberg Naturforsch. Ges., 1888: 192, figs. Type-locality: Río Mapiří, Departamento de La Paz, Bolivia.
- 1894 Atractus emmeli—Boulenger, Cat. Sn. Brit. Mus., 2: 311.

Distribution: Bolivia and Peru.

ATRACTUS ERYTHROMELAS Boulenger

- 1903 Atractus erythromelas Boulenger, Ann. Mag. Nat. Hist., (7) 11: 483. Type-locality: Mérida, Estado de Mérida, Venezuela, 1600 m.
- 1966 Atractus erythromelas—Roze, Ofidios de Venezuela: 80.

Distribution: Andes of Mérida, Venezuela, above 1000 m.

ATRACTUS FULIGINOSUS (Hallowell)

- 1845 Coluber fuliginosus Hallowell, Proc. Acad. Nat. Sci. Phila., 1845: 243. Type-locality: Given as "within 200 miles of Caracas", in Colombia; indicated as Venezuela by Roze (below).
- 1958 Atractus fuliginosus—Roze, Notulae Naturae, 309: 3.
- 1966 Atractus fuliginosus—Roze, Ofidios de Venezuela: 81.

Distribution: Northern Venezuela.

ATRACTUS GAIGEAEE Savage

- 1955 Atractus gaigeeae Savage, Proc. Biol. Soc. Washington, 68: 12. Type-locality: Santiago-Zaruma or Morona-Chinchipe Provinces, Ecuador.

Distribution: Amazonian lowlands of Ecuador.

ATRACTUS GUENTHERI (Wucherer)

- 1861 Geophis Güntheri Wucherer, Proc. Zool. Soc. London, 1861: 115, pl. 19, fig. 1. Type-locality: Cañavieras, south of Bahia (São Salvador), Estado do Bahia, Brazil.
- 1894 Atractus guentheri—Boulenger, Cat. Sn. Brit. Mus., 2: 305.

Distribution: Amazonian Colombia and Brazil.

ATRACTUS INDISTINCTUS Prado

- 1940 Atractus indistinctus Prado, Mem. Inst. Butantan, 13 (1939): 16, fig. 2. Type-locality: Ocaña, Departamento de Norte de Santander, Colombia.

Distribution: Known only from type locality.

 ATRACTUS

A RACTUS INSIPIDUS Roze

1961 Atractus insipidus Roze, Acta Biol. Venezuelica, 3: 106. Type-locality: Poste M-1, cerca de Río Uraricapará, Venezuela-Brazil border, 400 m.

Distribution: Venezuela-Brazil border.

ATRACTUS IRIDESCENS Peracca

1896 Atractus iridescens Peracca, Bol. Mus. Zool. Anat. Comp. Univ. Torino, 11 (252): 2, fig. Type-locality: South America.

Distribution: Unknown.

ATRACTUS LANCINII Roze

1961 Atractus lancinii Roze, Acta Biol. Venezuelica, 3: 112. Type-locality: El Junquito, Distrito Federal, Venezuela, 1900 m.

Distribution: Known only from type locality.

ATRACTUS LASALLEI Amaral

1931 Atractus lasallei Amaral, Bull. Antivenin Inst. Amer., 4: 87. Type-locality: San Pedro, north of Medellín, Departamento de Antioquia, Colombia.

Distribution: Highlands of northern Colombia.

ATRACTUS LATIFRONS (Günther)

1868 Geophis latifrons Günther, Ann. Mag. Nat. Hist., (4) 1: 415, pl. 19, fig. B. Type-locality: Pébas, Departamento de Loreto, Peru.

1896 Atractus latifrons—Boulenger, Cat. Sn. Brit. Mus., 2: 303.

1927 Elaps herthae Ahl, Zool. Anz., 70: 252. Type-locality: Mundurucú, Rio Manacapurú, Estado do Amazonas, Brazil.

Distribution: Western Brazil; eastern Peru; eastern Colombia.

ATRACTUS LEHMANNI Boettger

1898 Atractus lehmanni Boettger, Katal. Rept. Mus. Senckenberg, 2: 80. Type-locality: Cuenca, Provincia Azuay, Ecuador.

1960 Atractus lehmanni—Savage, Misc. Publ. Mus. Zool. Univ. Mich., 112: 45.

Distribution: Known only from type locality.

ATRACTUS LIMITANEUS (Amaral)

1935 Leptocalamus limitaneus Amaral, Mem. Inst. Butantan, 9: 219, figs. 1-3. Type-locality: La Pedrera, Río Caquetá, Comisaria de Amazonas, Colombia.

1960 [Atractus] limitaneus—Savage, Misc. Publ. Mus. Zool. Univ. Mich., 112: 81.

Distribution: Known only from type locality.

ATRACTUS LOVERIDGEI Amaral

1930 Atractus loveridgei Amaral, Bull. Antivenin Inst. Amer., 4: 28. Type-locality: Jericó, Departamento de Antioquia, Colombia.

Distribution: Highlands of northern Colombia.

ATRACTUS MACULATUS (Günther)

- 1858 Isoscelis maculata Günther, Cat. Sn. Brit. Mus., 1858: 204. Type-locality: Unknown.
1862 R.[abdosoma] zebrinum Jan, Arch. Zool. Anat. Fis., 2: 15. Type-locality: None given.
1894 Atractus maculatus—Boulenger, Cat. Sn. Brit. Mus., 2: 306, pl. 14, fig. 3.

Distribution: Espirito Santo and Rio de Janeiro, Brazil.

ATRACTUS MAJOR Boulenger

- 1893 Atractus major Boulenger, Cat. Sn. Brit. Mus., 2: 307. Type-locality: Pallatanga, Canelos, and Intac, Ecuador; restricted by lectotype designation to Canelos, Provincia Pastaza, Ecuador, by Savage, Misc. Publ. Mus. Zool. Univ. Mich., 112, 1960, 50.
1960 Atractus major—Savage, Misc. Publ. Mus. Zool. Univ. Mich., 112: 47.

Distribution: Ecuador and Colombia on Amazonian slopes; Venezuela; Brazil.

ATRACTUS MANIZALESENSIS Prado

- 1940 Atractus manizalesensis Prado, Mem. Inst. Butantan, 13 (1939): 17, fig. 4. Type-locality: Colombia; actually from Villamaria, Departamento de Caldas, according to E. R. Dunn, in Savage, Misc. Publ. Mus. Zool., 112, 1960, 82.

Distribution: Known only from type locality.

ATRACTUS MELANOGASTER Werner

- 1916 Atractus melanogaster Werner, Zool. Anz., 47: 308. Type-locality: Cañon del Tolima, Departamento de Tolima, Colombia.

Distribution: Departamentos de Tolima and Antioquia, Colombia.

ATRACTUS MELAS Boulenger

- 1908 Atractus melas Boulenger, Ann. Mag. Nat. Hist., (8) 1: 114. Type-locality: Los Mangos, Departamento Valles, Colombia, 300 m.

Distribution: Known only from type locality.

ATRACTUS MICHELI Mocquard

- 1904 Atractus Micheli Mocquard, Bull. Mus. Hist. Nat. Paris, 1904: 301. Type-locality: French Guiana.

Distribution: Known only from type specimen.

ATRACTUS MICRORHYNCHUS (Cope)

- 1868 Rhabdosoma microrhynchum Cope, Proc. Acad. Nat. Sci. Phila., 1868: 102. Type-locality: Guayaquil, Ecuador.
1960 Atractus microrhynchum—Savage, Misc. Publ. Mus. Zool. Univ. Mich., 112: 52.

Distribution: Lower Andean slopes in northwestern Ecuador.

ATRACTUS MODESTUS Boulenger

- 1894 Atractus modestus Boulenger, Cat. Sn. Brit. Mus., 2: 304, pl. 15, fig. 1. Type-locality: Western Ecuador.
1960 Atractus modestus—Savage, Misc. Publ. Mus. Zool. Univ. Mich., 112: 53.

Distribution: Western Ecuador.

 ATRACTUS

ATRACTUS MULTICINCTUS (Jan)

- 1865 Rhabdosoma badium var. multicinctum Jan, in Jan and Sordelli, Icon. Gén. Ophidiens, Livr. 10: pl. 4, fig. 5. Type-locality: Lima, Peru (in error).
 1898 Atractus multicinctus—Boulenger, Proc. Zool. Soc. London, 1898: 116.
 1960 Atractus multicinctus—Savage, Misc. Publ. Mus. Zool. Univ. Mich., 112: 54.

Distribution: Northwestern Ecuador into Chocó of Colombia.

ATRACTUS NICEFORI Amaral

- 1930 Atractus nicefori Amaral, Bull. Antivenin Inst. Amer., 4: 28. Type-locality: Jericó, Departamento de Antioquia, Colombia.

Distribution: Highlands of northern Colombia.

ATRACTUS NIGRICAUDUS Schmidt and Walker

- 1943 Atractus nigricaudus Schmidt and Walker, Zool. Ser. Chicago Nat. Hist. Mus., 24: 327. Type-locality: Huachon, east of Cerro de Pasco, Departamento de Junín, Peru, 10,000 ft.

Distribution: Known only from type locality.

ATRACTUS NIGRIVENTRIS Amaral

- 1933 Atractus nigriventris Amaral, Mem. Inst. Butantan, 7 (1932): 116. Type-locality: Chita, southeast of San Gil, Departamento de Santander, Colombia.

Distribution: Known only from type locality.

ATRACTUS OBESUS Marx

- 1960 Atractus obesus Marx, Fieldiana: Zool., 39: 411, fig. 71. Type-locality: Santa Bárbara, at base of Cerro Frontino, upper Río Urrao, a tributary of Río Penserisco, Cordillera Occidental, Antioquia, Colombia.

Distribution: Known from type locality and El Roblal, Río Pichinadé, tributary of Río Cali, Los Farallones, Valle and Carca Colombia, 700–800 air miles south of type locality.

ATRACTUS OBTUSIROSTRIS Werner

- 1916 Atractus obtusirostris Werner, Zool. Anz., 47: 308. Type-locality: Cañon del Tolima, Departamento de Tolima, Colombia.

Distribution: Known from type locality and from Pensilvania, Colombia.

ATRACTUS OCCIDENTALIS Savage

- 1955 Atractus occidentalis Savage, Proc. Biol. Soc. Washington, 68: 16. Type-locality: Mindo, Provincia Pichincha, Ecuador.

Distribution: Pacific slopes of Andes in northwestern Ecuador, 800–1200 m.

ATRACTUS OCCIPITOALBUS (Jan)

- 1862 Rhabdosoma occipitoalbum Jan, Arch. Zool. Anat. Fis., 2: 16. Type-locality: Andes of Ecuador, 4000 ft.
 1880 Rhabdosoma Duboisi Boulenger, Bull. Soc. Zool. France, 1880: 44. Type-locality: Andes of Ecuador.
 1894 Atractus occipitoalbus—Boulenger, Cat. Sn. Brit. Mus., 2: 310.
 1955 Atractus orcesi Savage, Proc. Biol. Soc. Washington, 68: 17. Type-locality: Loreto, Provincia Pastaza, Ecuador.

Distribution: Eastern slopes of Andes in Ecuador.

ATRACTUS OCULOTEMPORALIS Amaral

1932 Atractus oculo-temporalis Amaral, Bull. Antivenin Inst. Amer., 5: 67. Type-locality: Jericó, Departamento de Antioquia, Colombia.

Distribution: Known only from type locality.

ATRACTUS PAMPLONENSIS Amaral

1937 Atractus pamplonensis Amaral, Compte Rendu 12th Congress Internat. Zool., Lisbon, Vol. 3: 1763, fig. 2. Type-locality: Pamplona, Departamento de Norte de Santander, Colombia.

Distribution: Departamento de Norte de Santander, Colombia.

ATRACTUS PAUCIDENS Despax

1910 Atractus (Atractopsis) paucidens Despax, Bull. Mus. Hist. Nat. Paris, 16: 372. Type-locality: Santo Domingo de los Colorados, Provincia Pichincha, Ecuador.

1960 Atractus paucidens—Savage, Misc. Publ. Mus. Zool. Univ. Mich., 112: 62.

Distribution: Northwestern Ecuador in tropical rain forest.

ATRACTUS PAUCISCUATATUS Schmidt and Walker

1943 Atractus pauciscutatus Schmidt and Walker, Zool. Ser. Chicago Nat. Hist. Mus., 24: 326. Type-locality: Carpapata, upper Chanchamayo Valley, northeast of Tarma, Departamento de Junín, Peru.

Distribution: Known only from type locality.

ATRACTUS PERUVIANUS (Jan)

1862 R. [abdosoma] peruvianum Jan, Arch. Zool. Anat. Fis., 2: 12. Type-locality: Peru.

1894 Atractus peruvianus—Boulenger, Cat. Sn. Brit. Mus., 2: 305.

Distribution: Known only from type specimen.

ATRACTUS PUNCTIVENTRIS Amaral

1933 Atractus punctiventris Amaral, Mem. Inst. Butantan, 7 (1932): 117. Type-locality: Villavicencio, Intendencia de Meta, Colombia.

Distribution: Known only from type locality.

ATRACTUS RESPLENDENS Werner

1901 Atractus torquatus var. resplendens Werner, Ver. Zool.-Bot. Ges. Wien, 51: 598. Type-locality: Ecuador.

1960 Atractus resplendens—Savage, Misc. Publ. Mus. Zool. Univ. Mich., 112: 64.

Distribution: Amazonian slopes of Ecuador.

ATRACTUS RETICULATUS (Boulenger)

1885 Geophis reticulatus Boulenger, Ann. Mag. Nat. Hist., (5) 16: 87. Type-locality: São Lourenço, Estado do Rio Grande do Sul, Brazil.

1894 Atractus reticulatus—Boulenger, Cat. Sn. Brit. Mus., 2: 311, pl. 15, fig. 3.

Distribution: Paraguay and southern Brazil.

Content: Two subspecies.

 ATRACTUS

Key to the subspecies

1. Two postoculars-----reticulatus
 One postocular-----paraguayensis

Clave de subespecies

1. Dos postoculares-----reticulatus
 Un postocular-----paraguayensis

Atractus reticulatus reticulatus (Boulenger)

1929 Atractus reticulatus reticulatus—Amaral, Mem. Inst. Butantan, 4: 27.

Distribution: Southern Brazil.

Atractus reticulatus paraguayensis Werner

1924 Atractus paraguayensis Werner, Sitz. Akad. Wiss. Wien, 133 (1): 40. Type-locality: Paraguay.

1929 Atractus reticulatus paraguayensis—Amaral, Mem. Inst. Butantan, 4: 27.

Distribution: Paraguay.

ATRACTUS RIVEROI Roze

1961 Atractus riveroi Roze, Acta Biol. Venezuelica, 3: 114. Type-locality: Cerro Duida, Territorio Federal Amazonas, Venezuela, 1800 m.

Distribution: Territorio Federal Amazonas, Venezuela.

ATRACTUS ROULEI Despax

1910 Atractus Roulei Despax, Bull. Mus. Hist. Nat. Paris, 16: 370. Type-locality: Alausi, Ecuador, 2350 m.

1960 Atractus roulei—Savage, Misc. Publ. Mus. Zool. Univ. Mich., 112: 67.

Distribution: Western slopes in southwestern Ecuador, 1200-1600 m.

ATRACTUS SANCTAEMARTAE Dunn

1946 Atractus sanctaemartae Dunn, Occ. Pap. Mus. Zool. Univ. Mich., 493: 2. Type-locality: San Sebastián, Departamento de Magdalena, Colombia.

Distribution: Sierra Nevada de Santa Marta, Colombia.

ATRACTUS SANGUINEUS Prado

1944 Atractus sanguineus Prado, Ciencia (Mexico), 5: 111, fig. 2. Type-locality: Yarumal, Departamento de Antioquia, Colombia.

1945 Atractus sanguineus—Prado, Mem. Inst. Butantan, 18 (1944-45): 110, fig.

Distribution: Known only from type locality.

ATRACTUS SERRANUS Amaral

1930 Atractus serranus Amaral, Bull. Antivenin Inst. Amer., 4: 65. Type-locality: Serra de Paranapiacaba, Estado do São Paulo, Brazil.

Distribution: Estado do São Paulo, Brazil.

ATRACTUS STEYERMARKI Roze

1958 Atractus steyermarki Roze, Acta Biol. Venezuelica, 2: 301. Type-locality: Chimantá Tepui, Estado de Bolívar, Venezuela.

Distribution: Savannas of Estado de Bolívar, Venezuela.

ATRACTUS SUBBICINCTUM (Jan)

- 1862 [Rabdosoma badium] subbicinctum Jan, Arch. Zool. Anat. Fis., 2: 14. Type-locality: Surinam and French Guiana.
 1960 [Atractus] subbicinctum—Savage, Misc. Publ. Mus. Zool. Univ. Mich., 112: 83.

Distribution: Known only from type material.

Comment: This taxon was not mentioned in the literature until Savage, loc. cit., included it in his list of the nominal species of Atractus. No author discussing A. badius has indicated that subspecies are recognized, so it would appear to be necessary to list the taxon here as a species, although it has never been so defined in the literature.

ATRACTUS TAENIATUS Griffin

- 1916 Atractus taeniatus Griffin, Mem. Carnegie Mus., 7 (1915): 173. Type-locality: Santa Cruz de la Sierra, Departamento de Santa Cruz, Bolivia.

Distribution: Known only from type locality.

ATRACTUS TORQUATUS (Duméril, Bibron and Duméril)

- 1854 Rabdosoma torquatum Duméril, Bibron and Duméril, Erp. Gén., 7: 101. Santa Cruz de la Sierra, Departamento de Santa Cruz, Bolivia.
 1862 R. [abdosoma] varium Jan, Arch. Zool. Anat. Fis., 2: 18. Type-locality: "Santa Cruz", without country.
 1894 Atractus torquatus—Boulenger, Cat. Sn. Brit. Mus., 2: 309.

Distribution: Amazonian Colombia and Bolivia; Amazonas, Brazil.

ATRACTUS TRILINEATUS Wagler

- 1828 Atractus trilineatus Wagler, Isis von Oken, 21: 742, pl. 10, figs. 1-4. Type-locality: None given.
 1862 R. [abdosoma] trivirgatum Jan, Arch. Zool. Anat. Fis., 2: 17. Type-locality: Unknown.
 1862 Rabdosoma punctatovittatum Jan, Arch. Zool. Anat. Fis., 2: 17. Type-locality: Antilles.

Distribution: Trinidad, Guianas, eastern Venezuela.

ATRACTUS TRIVITTATUS Amaral

- 1933 Atractus trivittatus Amaral, Mem. Inst. Butantan, 7 (1932): 118. Type-locality: Chita, Departamento de Santander, Colombia.

Distribution: Known only from type locality.

ATRACTUS UNIVITTATUS (Jan)

- 1862 R. [abdosoma] univittatum Jan, Arch. Zool. Anat. Fis., 2: 15. Type-locality: Caracas, Distrito Federal, Venezuela.
 1961 Atractus univittatus—Roze, Acta Biol. Venezuelica, 3: 117.

Distribution: Cordillera de la Costa, Venezuela.

ATRACTUS VARIEGATUS Prado

- 1942 Atractus variegatus Prado, Mem. Inst. Butantan, 15 (1941): 379, fig. Type-locality: La Uvita, Departamento de Boyacá, Colombia.

Distribution: Known only from type locality.

 ATRACTUS

ATRACTUS VENTRIMACULATUS Boulenger

1905 Atractus ventrimaculatus Boulenger, Ann. Mag. Nat. Hist., (7) 15: 455. Type-locality: Mérida, Estado de Mérida, and Fuqueros (Estado desconocido), Venezuela.

Distribution: Known only from type material.

ATRACTUS VERTEBRALIS Boulenger

1904 Atractus vertebralis Boulenger, Ann. Mag. Nat. Hist., (7) 13: 451. Type-locality: Santo Domingo, Cordillera de Carabaya, Departamento de Puno, Peru, 6000 ft.

Distribution: Known only from type locality.

ATRACTUS VERTEBROLINEATUS Prado

1941 Atractus vertebrolineatus Prado, Mem. Inst. Butantan, 14 (1940): 25, fig. Type-locality: Ocaña, Departamento de Norte de Santander, Colombia.

Distribution: Known only from type locality.

ATRACTUS WAGLERI Prado

1945 Atractus wagleri Prado, Ciencia (Mexico), 6: 61, fig. 1. Type-locality: Humbo, Departamento de Boyacá, Colombia.

1945 Atractus wagleri—Prado, Mem. Inst. Butantan, 18 (1944-45): 110, fig.

Distribution: Known only from type locality.

ATRACTUS WERNERI Peracca

1914 Atractus weneri Peracca, Mem. Soc. Neuchatel Sci. Nat., 5: 102. Type-locality: Viotá, Departamento de Cundinamarca, Colombia, 1830 m.

1940 Atractus longimaculatus Prado, Mem. Inst. Butantan, 13 (1939): 17, fig. 3. Type-locality: Region of Quindío, Colombia; in error for Pacho, Departamento de Cundinamarca, Colombia, according to E. R. Dunn, Rev. Acad. Colombiana Cien. Exactas Fis. Nat., 6, 1944, 77.

1940 Atractus colombianus Prado, Mem. Inst. Butantan, 13 (1939): 18, fig. 5. Type-locality: Chocontá, Departamento de Cundinamarca, Colombia.

Distribution: Highlands of Colombia.

BOA Linnaeus

- 1758 Boa Linnaeus, Systema Naturae, Ed. 10: 214. Type-species: Boa Constrictor Linnaeus
 1768 Constrictor Laurenti, Synopsis Reptilium: 106. Type-species: Constrictor formosissimus Laurenti.

Distribution: Mexico to Argentina; Antilles.

Content: One species.

BOA CONSTRICTOR Linnaeus

- 1758 Boa Constrictor Linnaeus, Systema Naturae, Ed. 10: 215. Type-locality: India (in error).
 1768 Constrictor rex serpentum Laurenti (unavailable because not binomial), Synopsis Reptilium: 107. Type-locality: Madagascar; Java.
 1768 Constrictor auspex Laurenti, Synopsis Reptilium: 108. Type-locality: America.
 1801 [Boa] constrictrix Schneider (unjustified emendation of constrictor Linnaeus), Hist. Amphib., 2: 247.

Distribution: Mexico to Argentina; Antilles.

Content: Eight subspecies, two of which (nebulosus Lazell and orophias Linnaeus) are extralimital.

Key to the subspecies

Clave de subspecies

- | | |
|---|--|
| 1. Conspicuous dorsal pattern always present--2
Dorsal pattern pale or dark, but always
inconspicuous or even absent-----5 | 1. Diseño dorsal conspicuo siempre presente--2
Diseño dorsal pálido u oscuro, pero siempre
inconspicuo o ausente-----5 |
| 2. Longitudinal middorsal band on head without
lateral projections-----3
Longitudinal middorsal band on head sends
lateral projections to eyes----- <u>imperator</u> | 2. Una banda longitudinal supracefálica sin
proyecciones laterales-----3
Una banda longitudinal supracefálica emite
proyecciones hacia los ojos----- <u>imperator</u> |
| 3. Dorsal pattern of yellow spots bordered by
black rings which are connected to each
other-----4
Black rings around yellow dorsal spots not
in contact with each other---- <u>occidentalis</u> | 3. Diseño dorsal de manchas amarillas rodeadas
por anillos negros conectados entre sí---4
Diseño dorsal de manchas amarillas rodeadas
por anillos negros independientes entre
sí----- <u>occidentalis</u> |
| 4. More than 21 saddle-shaped dorsal spots;
ventrals 226-237----- <u>amarali</u>
Fewer than 20 rounded dorsal spots; 234-250
ventrals----- <u>constrictor</u> | 4. Manchas dorsales en forma de silla de
montar, con prolongación anterior y pos-
terior, en número de 22 o más; ventrales
226-237----- <u>amarali</u>
Manchas dorsales rodeadas, sin prolonga-
ciones, en número menor de 20; ventrales
234-250----- <u>constrictor</u> |
| 5. Dorsal color pale, light, sandy---- <u>ortonii</u>
Dorsal color dark reddish brown---- <u>sabogae</u> | 5. Color dorsal arenoso, pálido, claro- <u>ortonii</u>
Color dorsal pardo rojizo oscuro---- <u>sabogae</u> |

Boa constrictor constrictor Linnaeus

- 1768 Constrictor formosissimus Laurenti, Synopsis Reptilium: 107. Type-locality: America.
 1768 Constrictor diviniloquus Laurenti, Synopsis Reptilium: 108. Type-locality: Mexico and Peru.
 1960 Boa constrictor constrictor—Forcart, Herpetologica, 7: 199.

Distribution: Amazonian South America to Argentina and Paraguay; Trinidad; Tobago.

Boa constrictor amarali (Stull)

- 1932 Constrictor constrictor amarali Stull, Occ. Pap. Boston Soc. Nat. Hist., 8: 27. Type-
 locality: São Paulo, Brazil.
 1951 Boa constrictor amarali—Forcart, Herpetologica, 7: 199.

Distribution: Southern and southwestern Brazil; southeastern Bolivia.

Boa constrictor imperator Daudin

- 1803 Boa imperator Daudin, Hist. Nat. Rept., 5: 150. Type-locality: Mexico; restricted to Córdoba, Veracruz, Mexico, by Smith and Taylor, Univ. Kansas Sci. Bull., 33, 1950, 350, also restricted to Chocó of Colombia by Dunn and Saxe, Proc. Acad. Nat. Sci. Phila., 102, 1950, 161, in a rather offhand fashion.
- 1842 Boa eques Eydoux and Souleyet, Voyage La Bonite, Zoology, 1: 144. Type-locality: Paita, Peru [original citation not verified by us].
- 1863 Boa diviniloquax var. mexicana Jan, Elenco Sistema Ofidi: 23. Type-locality: Mexico.
- 1883 Boa constrictor var. isthmica Garman, Mem. Mus. Comp. Zool., 8 (3): 9. Type-locality: Given as Central America; further specified, from the syntypes, as Bas Obispo, Panama, and Turbo, Colombia, by Barbour and Loveridge, Bull. Mus. Comp. Zool., 69, 1929, 227.
- 1943 Constrictor constrictor sigma Smith, Proc. U. S. Nat. Mus., 93: 411. Type-locality: María Madre Island, Tres Marias, Mexico.
- 1951 Boa constrictor imperator—Forcart, Herpetologica, 7: 199.

Distribution: Mexico to northwestern South America, west of Andes, in Colombia, Ecuador, and Peru.

Boa constrictor occidentalis Philippi

- 1873 Boa occidentalis Philippi Zeitsch. Gesamte Naturwiss., 41: 128, pl. 3. Type-locality: Argentina; indicated as Provincias de Mendoza and San Juan, Argentina, by Stimson, Das Tierreich, 89, 1969, 3.
- 1951 Boa constrictor occidentalis—Forcart, Herpetologica, 7: 199.

Distribution: Argentina and Paraguay.

Boa constrictor ortonii Cope

- 1878 Boa ortonii Cope, Proc. Amer. Phil. Soc., 17 (1877): 35. Type-locality: Chilete, near Pacasmayo, Peru, 3000 ft.
- 1951 Boa constrictor ortonii—Stimson, Das Tierreich, 89, 1969, 4.

Distribution: Northwestern Peru.

Boa constrictor sabogae (Barbour)

- 1906 Epicrates sabogae Barbour, Bull. Mus. Comp. Zool., 46: 226. Type-locality: Saboga Island, Panama, which is now spelled Taboga Island.
- 1951 Boa constrictor sabogae—Forcart, Herpetologica, 7: 199.

Distribution: Taboga Island, Panama.

BOTHROPS Wagler

- 1824 Bothrops Wagler, in Spix, Sp. Nov. Serp. Bras.: 50. Type-species: Coluber lanceolatus Lacépède.
 1859 Bothriechis Peters, Monats. Akad. Wiss. Berlin, 1859: 278. Type-species: Bothriechis nigroviridis Peters.
 1860 Teleuraspis Cope, Proc. Acad. Nat. Sci. Phila., 1859: 338. Type-species: Trigonocephalus schlegelii Berthold.
 1860 Thamnocenchris Salvin, Proc. Zool. Soc. London, 1860: 459. Type-species: Thamnocenchris aurifer Salvin.
 1861 Bothriopsis Peters, Monats. Akad. Wiss. Berlin, 1861: 359. Type-species: Bothriopsis quadriscutatus Peters.
 1871 Porthidium Cope, Proc. Acad. Nat. Sci. Phila., 1871: 207. Type-species: Trigonocephalus lansbergii Schlegel.
 1881 Rhinocerophis Garman, Bull. Mus. Comp. Zool., 8: 85. Type-species: Rhinocerophis nasus Garman.
 1887 Ophryacus Cope, Bull. U. S. Nat. Mus., 32: 88. Type-species: Atropos undulatus Jan.
 1889 Thanatophis Posada-Arango, Bull. Soc. Zool. France, 14: 343. Type-species: Thanatophis torvus Posada-Arango.

Distribution: Mexico; Central America; almost all of South America except southernmost parts, Lesser Antilles as far north as Martinique.

Content: 59 species, of which 51 are found within limits set for this work, following the most recent list of species by Hoge, Mem. Inst. Butantan, 32, 1965 (1966), 109.

Matrix for identification of species

Matriz para identificación de especies

	SNOUT NORMAL ¹	HEAD SCALES KEELED	INTERNASALS IN CONTACT	SUPRAOCULAR LARGE	UPPER LABIAL IN PIT	WITH POSTOCULAR STRIPE	KEEL SHORTER THAN SCALE	TAIL PREHENSILE	SUBCAUDALS MOSTLY PAIRED	ACTUAL COUNTS					DORSAL COLOR ¹	VENTRAL COLOR ¹
										SCALES BETWEEN SUPRA-OCULARS	UPPER LABIALS	DORSAL SCALE ROWS	VENTRALS	CAUDALS		
ALBOCARINATUS	1	1	3	3	1	1	3	1	2	6	8-9	21	181	-----	X	4
ALTERNATUS M	1	1	1	3	3	3	3	3	1	8-13	8-10	24-37	155-185	34-48	3	2
ALTERNATUS F												26-37	156-190	30-46		
ALTICOLUS	1	1	1	1	1	1	3	1	3	5	7	19	178	-----	5	4
AMMODYTOIDES	3	1	0	1	3	1	3	3	1	8-9	9-10	23-25	149-160	30-38	4	4

¹Significance of various values

Symbols for first nine characters:

0=Unknown; 1=True; 2=Variable; 3=False; 4=Inapplicable.

Symbols for color patterns: (0=Unknown)

Dorsal color (X=Combinations)

1=Greenish, with or without black spotting and ventrolateral light stripe

2=Triangular blotches

3=Hollow, "C" shaped blotches

4=Large, squarish blotches

5=Round or rhomboidal spots

Ventral color

1=Immaculate or lightly spotted

2=Checkered; with light and dark spots

3=Dark with lighter spots or blotches

4=Light with darker spotting

¹Significado de los distintos valores

Símbolos de los primeros nueve caracteres:

0=Desconocido; 1=Verdadero; 2=Variable; 3=Falso; 4=Inaplicable.

Símbolos de los diseños de color: (0=Desconocido)

Color dorsal (X=Combinaciones)

1=Verdoso, con o sin manchas negras y cinta clara ventrolateral

2=Bloques triangulares

3=Bloques huecos, en forma de "C"

4=Bloques grandes, cuadriláteros

5=Manchas redondas o romboidales

Color ventral

1=Imaculado o ligeramente manchado

2=Cuadrilado, con manchas claras y oscuras

3=Oscuro con manchas claras

4=Claro con manchas oscuras

BOTHROPS

	SNOUT NORMAL	HEAD SCALES KEELED	INTERNASALS IN CONTACT	SUPRAOCULAR LARGE	UPPER LABIAL IN PIT	WITH POSTOCULAR STRIPE	KEEL SHORTER THAN SCALE	TAIL PREHENSILE	SUBCAUDALS MOSTLY PAIRED	SCALES BETWEEN SUPRA- OCULARS	UPPER LABIALS	ACTUAL COUNTS			DORSAL COLOR	VENTRAL COLOR
												DORSAL SCALE ROWS	VENTRALS	CAUDALS		
ANDIANUS	1	2	1	0	1	1	3	3	1	3-6	7	21	157-161	50-55	2	1
ASPER	1	1	0	1	1	0	0	3	1	6-7	7	27	188-199	63-74	2	0
ATROX	1	1	1	1	1	1	1	3	1	5-11	7-8	23-33	169-231	47-75	X	4
BARNETTI	1	1	1	1	1	3	3	3	1	6	7-9	23-25	172-179	42-46	3	1
BICOLOR	1	1	3	3	1	3	0	1	3	10-11	10-11	21	164-167	62-67	1	1
BILINEATUS	1	1	1	1	1	2	0	1	1	5-8	7-8	23-35	192-220	55-71	1	1
BRAZILI	1	1	1	1	1	3	0	3	1	8	8-9	23-25	159-179	48-64	2	3
CASTELNAUDI	1	2	1	1	1	1	0	3	3	5	7	25-27	211-253	71-91	4	3
COTIARA M	1	1	2	3	3	1	3	1	1	11-14	8-9	27	156-166	34-51	3	3
COTIARA F													164-173	34-44		
COLUMBIENSIS	1	0	0	1	0	0	0	0	1	-----	7	-----	207	70	2	4
ERYTHROMELAS	1	1	1	0	3	3	3	0	1	5	7-8	19-21	144-155	33-42	2	4
FONSECAI M	1	1	0	1	3	1	0	3	1	10	8	-----	165-173	45-57	3	3
FONSECAI F													165-179	39-51		
GODMANI	1	1	0	1	3	1	0	3	3	5-7	9-10	21	135-146	22-36	5	4
HYOPRORUS	3	1	3	1	3	1	1	3	3	4-6	7	23	125-134	44-50	2	4
IGLESIASI	1	1	1	0	3	0	3	3	1	-----	8-9	21-25	160-170	35-43	4	4
INSULARIS M	1	1	1	3	2	3	3	2	1	5-9	8-9	23-27	171-188	52-64	X	1
INSULARIS F													182-195	51-61		
INSULARIS I													178-194	48-65		
ITAPETINGAE	1	1	1	1	3	1	0	3	0	7-9	8	25	150-152	28-29	X	4

BOTHROPS

	SNOUT NORMAL ¹	HEAD SCALES KEELED	INTERNASALS IN CONTACT	SUPRACULAR LARGE	UPPER LABIAL IN PIT	WITH POSTOCULAR STRIPE	KEEL SHORTER THAN SCALE	TAIL PREHENSILE	SUBCAUDALS MOSTLY PAIRED	ACTUAL COUNTS					DORSAL COLOR ¹	VENTRAL COLOR ¹
										SCALES BETWEEN SUPRA-OCULARS	UPPER LABIALS	DORSAL SCALE ROWS	VENTRALS	CAUDALS		
JARARACA	1	1	3	1	1	1	3	3	1	6-12	6-9	21-27	175-216	52-70	2	4
JARARACUSSU	1	1	1	1	1	1	3	3	1	4-8	8	23-27	181-185	60-66	4	4
LANSBERGI	3	1	1	1	3	3	0	3	3	5-7	8-10	23-27	139-159	27-35	X	4
LATERALIS	1	1	3	3	1	0	0	1	3	7	9-11	21-23	155-171	58-66	1	1
LICHENOSUS	1	2	1	1	1	1	0	2	3	7-8	7	25	205	66	5	2
LUJANUS	1	2	1	1	1	1	3	3	1	3	7	21-23	144-155	37-45	5	4
MARAJUENSIS M	1	0	0	0	1	1	0	3	1	-----	7-8	-----	176-188	60	0	0
MARAJUENSIS F													178-194			
MEDUSA	1	2	3	1	1	1	0	3	3	2-5	7	21	254-168	46-62	4	4
MICROPHthalmus	3	2	3	1	3	1	1	3	1	5-8	7	23	144-161	49-55	2	3
MUOJENI M	3	1	3	0	1	1	3	3	1	-----	7	23-27	182-197	57-70	3	1
MUOJENI F												25-29	187-210	51-66		
NASUTUS	3	1	0	1	3	0	0	3	3	5-7	9-11	23-27	130-145	24-36	X	3
NEUWIEDI	1	1	1	1	3	1	3	3	1	6-9	8-9	21-27	168-185	41-53	5	4
NIGROVIRIDIS	1	3	3	1	2	1	0	1	3	4-10	9-11	19	134-158	49-57	1	4
NUMMIFER	1	1	3	3	3	1	0	3	3	7-10	9-11	23-27	121-134	26-36	5	1
OLIGOLEPIS	1	1	0	1	1	1	0	1	1	5-6	7-8	23-25	178-191	41-63	X	4
OPHRYOMEGAS	1	1	0	1	0	1	0	3	3	6	9-10	25-27	160-173	32-42	5	4
PERUVIANUS	1	1	0	1	1	1	3	1	1	7	7-8	23	188	66	1	4
PESSOAI	3	1	3	1	3	0	1	3	3	4	7	23	128	57	5	4
PICADUI	1	1	3	3	3	1	3	3	3	10-11	9-10	25	146-152	32-40	5	1
PICTUS	1	2	1	1	1	1	3	3	1	5-7	8-9	21-25	157-172	40-74	5	1

BOTHROPS

	SNOUT NORMAL	HEAD SCALES KEELED	INTERNASALS IN CONTACT	SUPRACILIAR LARGE	UPPER LABIAL IN PIT	WITH POSTOCULAR STRIPE	KEEL SHORTER THAN SCALE	TAIL PREHENSILE	SUBCAUDALS MOSTLY PAIRED	ACTUAL COUNTS				DORSAL COLOR	VENTRAL COLOR	
										SCALES BETWEEN SUPRA-OCULARS	UPPER LABIALS	DORSAL SCALE ROWS	VENTRALS			CAUDALS
PIRAJAI	1	1	2	1	1	3	3	3	1	5-7	8	23-27	155-164	43-52	4	4
PRADOI	1	1	0	1	1	1	3	3	1	10	7	23-25	191-207	56-70	X	2
PULCHER	1	2	0	1	1	3	1	3	1	5-7	7	21-23	156-174	47-64	X	4
PUNCTATUS	1	1	2	1	1	1	3	1	1	7	7	27	202-203	82-88	5	1
ROEDINGERI	1	2	1	1	3	1	3	3	1	6-7	11-12	23-25	179-185	43-48	5	1
SANCTAECRUCIS	1	1	1	1	1	3	0	3	1	6	8	25	182	57	2	1
SCHLEGELII	1	2	3	1	1	3	0	1	3	5-9	8-9	19-25	138-166	47-62	1	X
SUPRACILIARIS	1	1	3	3	1	1	0	1	3	10	9-10	23	146	46	1	X
VENEZUELENSIS	1	1	1	1	2	1	3	3	1	8-14	7-9	21-25	179-203	48-63	X	3
XANTHOGRAMMUS	1	3	0	1	1	1	0	3	1	9-10	7	27	196	54	2	3

BOTHROPS ALBOCARINATUS Shreve

1934 Bothrops albocarinata Shreve, Occ. Pap. Boston Soc. Nat. Hist., 8: 130. Type-locality: Río Pastaza, from Canelos to Río Marañón, Ecuador.

Distribution: Río Pastaza drainage, Ecuador.

BOTHROPS ALTERNATUS Duméril, Bibron and Duméril

1854 Bothrops alternatus Duméril, Bibron and Duméril, Erp. Gén., 7: 1512, pl. 82 bis, figs. 1-1a. Type-locality: Paraguay and South America.

1925 Lachesis inaequalis Magalhães, Mem. Inst. Oswaldo Cruz, 18: 153, pls. 7-12. Type-locality: Vila de São Lourenço, Lago a Dos Patos, Estado do Rio Grande do Sul, Brazil.

Distribution: Northern Argentina, Uruguay, Paraguay, and southeastern Brazil.

BOTHROPS ALTICOLUS Parker

1934 Bothrops alticola Parker, Ann. Mag. Nat. Hist., (10) 14: 272. Type-locality: Five km east of Loja, Ecuador, 9200 ft.

Distribution: Known only from type locality.

BOTHROPS AMMODYTOIDES Leybold

1873 Bothrops amodytoides Leybold, Excursión a las Pampas Argentinas; Hojas de mi Diario: 80. Type-locality: Northern Argentina.

1881 Rhinocerophis nasus Garman, Bull. Mus. Comp. Zool., 8: 85. Type-locality: Puerto San Antonio, Argentina.

1885 Bothrops patagonicus Müller, Verh. Naturforsch. Ges. Basel, 7: 697. Type-locality: Bahía Blanca, Argentina.

1895 Bothrops burmeisteri Koslowsky, Rev. Mus. La Plata, 6: 369, pl. 4. Type-locality: Chilecito, La Rioja, Argentina.

Distribution: Provincia Tucumán to Provincia Chubut, Argentina.

BOTHROPS ANDIANUS Amaral

1923 Bothrops andiana Amaral, Proc. New England Zool. Club, 8: 103. Type-locality: Machu Picchu, Departamento Cuzco, Peru, 8000-10,000 ft.

Distribution: Known only from Departamento Cuzco, Peru.

BOTHROPS ASPER (Garman)

1883 Irigonocephalus asper Garman, Mem. Mus. Comp. Zool., 8: 124. Type-locality: Obispo, Darién, Panama.

1885 Bothrops atrox septentrionalis Müller, Verh. Naturforsch. Ges. Basel, 7: 699. Type-locality: None given; recorded as Costa Grande, Guatemala, by Stuart, Misc. Publ. Mus. Zool. Univ. Mich., 122, 1963, 129.

1966 Bothrops asper—Hoge, Mem. Inst. Butantan, 32 (1965): 113.

Distribution: Isthmus of Tehuantepec, Mexico south on both Atlantic and Pacific slopes at lower elevations throughout Central America and Pacific slopes of Colombia and Ecuador.

BOTHROPS

BOTHROPS ATROX (Linnaeus)

- 175B Coluber atrox Linnaeus, Systema Naturae, Ed. 10: 222. Type-locality: "Asia"; restricted to Surinam, according to Hoge, Mem. Inst. Butantan, 32, 1965 (1966), 113.
- 1824 Bothrops furia Wagler, in Spix, Sp. Nov. Serp. Bras.: 52, pl. 20. Type-locality: Rio Amazon, Brazil?
- 1842 Bothrops Sabinii Gray, Zoological Miscellany: 47. Type-locality: Demerara, Guyana.
- 1842 Bothrops subscutatus Gray, Zoological Miscellany: 47. Type-locality: Demerara, Guyana.
- 1849 Bothrops affinis Gray, Cat. Sn. Brit. Mus.: 7. Type-locality: Berbice; Demarara; Tropical America.
- 1934 B. [othrops] Neuvoiedii Venezuelenzi Briceño, Bol. Ministerio Salubr. Agríc. Cria, Venezuela, 1 (15): 46. Type-locality: Río de Oro region, Venezuela.

Distribution: Tropical forests of Guianas, Venezuela, Brazil, Colombia, Ecuador, Peru and Bolivia; also Misiones, Argentina.

BOTHROPS BARNETTI Parker

- 1938 Bothrops barnetti Parker, Ann. Mag. Nat. Hist., (11) 2: 447. Type-locality: From mouths of Quebradas Honda and Perines, between Lobitos and Talara, northern Peru.

Distribution: Coast of northern Peru.

BOTHROPS BICOLOR Bocourt

- 1868 Bothrops bicolor Bocourt, Ann. Sci. Nat. Paris (5) 10: 202. Type-locality: Forests of St. Augustin, on western slope of Cordillera, Departamento de Sololá, Guatemala, 610 m.
- 187B Bothrops (Bothriechis) Bernoullii Müller, Verh. Nat. Ges. Basel, 6: 399, pl. 3, fig. A. Type-locality: Volcán Atitlan, Guatemala.

Distribution: Pacific foothills of Guatemala and Chiapas, Mexico.

BOTHROPS BILINEATUS (Wied)

- 1825 C. [ophias] bilineatus Wied, Beiträge zur Naturgeschichte von Brasilien, 1: 483. Type-locality: Villa Viçosa, = Marobá, according to Hoge and Lancini, Publ. Oc. Mus. Cien. Nat. Caracas, Zool., 11, 1962, 17, on Rio Peruhype, Estado da Bahía, Brazil.
- 1854 Bothrops bilineatus—Duméril, Bibron and Duméril, Erp. Gén., 7: 1514.

Distribution: Amazonian South America; an isolated Atlantic slope population in Brazil.

Content: Two subspecies.

Key to the subspecies

1. Dorsum ground color green, with all scales of head and back heavily dark-spotted; no vertical dark bars on upper labials-----
-----smaragdinus
Color not as above-----bilineatus

Clave de subspecies

1. Dorso coloreado en verde, todas las escamas de la cabeza y el dorso densamente manchadas de oscuro; sin barras verticales oscuras en las labiales superiores--smaragdinus
Coloración no como el anterior--bilineatus

Bothrops bilineatus bilineatus (Wied)

- 1869 Irigonocephalus (Bothrops) arboreus Cope, Proc. Amer. Phil. Soc., 11: 157. Type-locality: Bahía, Brazil.
- 1966 Bothrops bilineatus bilineatus—Hoge, Mem. Inst. Butantan, 32 (1965): 114, pl. 1, fig. 1.

Distribution: Equatorial forests of Venezuela and Guianas; Territorio Federal Amapá, Brazil; and isolated population in forests of Atlantic slope from Bahía to Rio de Janeiro, Brazil.

Bothrops bilineatus smaragdinus Hoge

- 1966 Bothrops bilineatus smaragdinus Hoge, Mem. Inst. Butantan, 32 (1965): 114, pl. 1, figs. 2a-b. Type-locality: Upper Rio Perús, Estado do Amazonas, Brazil.

Distribution: Amazonian Colombia, Ecuador, Peru, Bolivia and Brazil; one specimen in Universidad Central, Caracas, from Territorio Amazonas, Venezuela, fits description of this subspecies, according to Abdem Lancini.

BOTHROPS BRAZILI Hoge

- 1953 Bothrops brazili Hoge, Mem. Inst. Butantan, 25: 15, figs. 1-6 and 7b. Type-locality: Tomé Assú on Rio Acará-Mirim, Estado do Pará, Brazil.

Distribution: Probably throughout equatorial forests; known from Venezuela, Guianas, and Colombia, as well as Pará, Amazonas, and extreme northern Mato Grosso, Brazil.

BOTHROPS CASTELNAUDI Duméril, Bibron and Duméril

- 1854 Bothrops Castelnau Duméril, Bibron and Duméril, Erp. Gén., 7: 1511. Type-locality: Not designated; Guichenot, in Castelnau, Expédition dans les Parties Centrales de l'Amérique du Sud, Reptiles, 1855, 76, gave type locality as "Province du Goyaz", now Estado de Goiás, Brazil.
- 1854 Atropus Castelnautii—Duméril, Bibron and Duméril (in error for castelnau Duméril, Bibron and Duméril), Erp. Gén., 9: 388.
- 1860 Bothriëchis Castelnau—Cope (in error for castelnau Duméril, Bibron and Duméril), Proc. Acad. Nat. Sci. Phila., 1860: 345.
- 1861 Bothriopsis quadriscutatus Peters, Monats. Akad. Wiss. Berlin, 1861: 359. Type-locality: Quito, Ecuador; in error, according to Peters, Rev. Ecuat. Ent. Parasit., 2, 1955, 347.
- 1871 Bothriopsis castelnau—Cope (in error for castelnau Duméril, Bibron and Duméril), Proc. Acad. Nat. Sci. Phila., 1871: 209.
- 1889 Ihanatophis montanus Posada-Arango, Bull. Soc. Zool. France, 1889: 344. Type-locality: Mountains of Antioquia, Colombia, 2200 m.
- 1966 [Bothrops] quadricarinatus Hoge (in error for quadriscutatus Peters), Mem. Inst. Butantan, 32 (1965): 118.

Distribution: Equatorial forests of Brazil, Colombia, Ecuador and Peru.

BOTHROPS COLOMBIENSIS (Hallowell)

- 1845 Trigonocephalus Colombiensis Hallowell, Proc. Acad. Nat. Sci. Phila., 1845: 246. Type-locality: "Republic of Colombia, within two hundred miles of Caracas".
- 1966 Bothrops colombiensis—Hoge, Mem. Inst. Butantan, 32 (1965): 164.

Distribution: Northern Venezuela except altitudes above 2500 m.

BOTHROPS COTIARA (Gomes)

- 1913 Lachesis cotiara Gomes, Ann. Paulistas Med. Cirurg., 1: 65, pl. 8, figs. 1-6. Type-locality: Nucleo Colonial Cruz Machado, Marechal Mallet, Estado do Paraná, Brazil.
- 1925 Bothrops cotiara—Amaral, Contrib. Harvard Inst. Trop. Biol. Med., 2: 53.
- 1959 Bothrops cotiara—Hoge and Belluomini, Mem. Inst. Butantan, 28 (1957-1958): 196, figs. 3-8.

Distribution: Araucaria forests of Argentina and Brazil.

BOTHROPS ERYTHROMELAS Amaral

- 1923 Bothrops erythromelas Amaral, Proc. New England Zool. Club, 8: 96. Type-locality: Near Joazeiro, Estado da Bahia, Brazil.

Distribution: Areas of Caatinga vegetation in Brazil.

BOTHROPS

BOTHROPS FONSECAI Hoge and Belluomini

- 1959 Bothrops fonsecai Hoge and Belluomini, Mem. Inst. Butantan, 28 (1957-1958): 195, figs. 1-5 and 9.
Type-locality: Santo Antonio do Capivary, Estado do Rio de Janeiro, Brazil.

Distribution: Northeastern São Paulo, southern Rio de Janeiro and extreme southern Minas Gerais, Brazil.

BOTHROPS GOODMANI (Günther)

- 1863 Bothriechis godmani Günther, Ann. Mag. Nat. Hist., (3) 12: 364, pl. 6, fig. G. Type-locality: Duenas and other parts of tableland of Guatemala.
1868 Bothrops Brammianus Bocourt, Ann. Sci. Nat. Paris, (5) 10: 201. Type-locality: San Lucas, Guatemala, 1558 m.
1878 Bothrops (Bothriopsis) godmani—Müller, Verh. Naturforsch. Ges. Basel, 6: 402, pl. 3, fig. B.
1880 Bothriechis scutigera Fischer, Arch. für Naturg., 46 (1): 218, pl. 8, figs. B-9. Type-locality: Guatemala.
1883 Bothriechis trianguligera Fischer, Oster-Programm Akad. Gymnasiums Hamburg, 1833: 13. Type-locality: Guatemala.

Distribution: Oaxaca and Chiapas, Mexico to Panama at moderate to high elevations.

BOTHROPS HYOPRORUS Amaral

- 1935 Bothrops hyoprora Amaral, Mem. Inst. Butantan, 9: 222, figs. 7-B. Type-locality: La Pedrera, Colombia.

Distribution: Equatorial forests of Colombia, Ecuador, Peru and western Brazil.

BOTHROPS IGLESIASI Amaral

- 1923 Bothrops iglesiassi Amaral, Proc. New England Zool. Club, 8: 97. Type-locality: Near Fazenda Grande on right bank of Rio Gurgueia, Estado do Piauí, Brazil.

Distribution: Known only from northern Piauí, Brazil.

BOTHROPS INSULARIS (Amaral)

- 1921 Lachesis insularis Amaral, Anex. Mem. Inst. Butantan, 1: 18, pls. 3-4, figs. 1-5. Type-locality: Isla Queimada Grande, Estado de São Paulo, Brazil.
1929 Bothrops insularis—Amaral, Mem. Inst. Butantan, 4: 114.

Distribution: Queimada Grande Island, Brazil.

BOTHROPS ITAPETININGAE (Boulenger)

- 1907 Lachesis itapetiningae Boulenger, Ann. Mag. Nat. Hist., (7) 20: 338. Type-locality: Itapetininga, Estado de São Paulo, Brazil.
1929 Bothrops itapetiningae—Amaral, Mem. Inst. Butantan, 4: 235.

Distribution: Southeastern Brazil.

BOTHROPS JARARACA (Wied)

- 1824 Cophias jajaraca Wied (later emended to jararaca), Isis von Oken, 15: 1103. Type-locality: None mentioned; later given as Mucurí, Lagoa d'Arara, Brazil, by Wied, Beiträge zur Naturgeschichte von Brasilien, 1, 1825, 481.
1824 Bothrops Megaera Wagler (preoccupied by Bothrops megaera Shaw, 1802), in Spix, Sp. Nov. Serp. Bras.: 50, pl. 19. Type-locality: Bahía, Brazil.

BOTHROPS JARARACA (Wied), continued

- 1824 Bothrops leucostigma Wagler, in Spix, Sp. Nov. Serp. Bras.: 53, pl. 21, fig. 1. Type-locality: Bahía, Brazil.
- 1824 Bothrops tessellatus Wagler, in Spix, Sp. Nov. Serp. Bras.: 54, pl. 21, fig. 2. Type-locality: Rio San Francisco, Brazil.
- 1824 Bothrops taeniatus Wagler, in Spix, Sp. Nov. Serp. Bras.: 55, pl. 21, fig. 3. Type-locality: Rio Amazonas, Brazil.
- 1825 C. [ophias] Jararakka Wied, Beiträge zur Naturgeschichte von Brasilien, 1: 470. Type-locality: Not mentioned.
- 1830 [Bothrops] Jararaca—Wagler, Nat. Syst. Amph.: 174.
- 1925 Bothrops jararaca—Amaral, Cont. Harvard Inst. Trop. Biol. Med., 2: 42; pl. 2; pl. 4, figs. 2-2'; pl. 6A, figs. 2-2'; pl. 7, figs. 2-2'.

Distribution: Brazil from central Minas Gerais south; Paraguay; Misiones, Argentina.

BOTHROPS JARARACUSSU Lacerda

- 1884 Bothrops jararacussu Lacerda, Léçons sur le Venin des Serpents du Brésil; 8. Type-locality: Province of Rio de Janeiro, Brazil.
- 1925 Bothrops jararacussu—Amaral, Cont. Harvard Inst. Trop. Biol. Med., 2: 43, pl. 3; pl. 4, figs. 3-3'; pl. 6A, figs. 3-3'; pl. 7, figs. 3-3'.

Distribution: Northeastern Argentina in Misiones, southern Bolivia, Paraguay and Brazil from southern Minas Gerais southward.

BOTHROPS LANSBERGII (Schlegel)

- 1841 Trigonocephalus lansbergii Schlegel, Mag. Zool. Rept., (1-3), pl. 1. Type-locality: Turbaco, Colombia.
- 1860 I. [eleuraspis] Castelnaui var. brachystoma Cope, Proc. Acad. Nat. Sci. Phila., 1859: 339. Type-locality: Unknown.
- 1863 B. [othrops] Lansbergi—Jan, Elenco Sist. Ofidi: 127.
- 1889 Ihanatophis sutus Posada Arango, Bull. Soc. Zool. France, 1889: 344. Type-locality: Zea, Colombia.

Distribution: Discontinuos; Caribbean Venezuela and Colombia; Honduras.

Content: Three subspecies.

Comment: No recent author has indicated with which subspecies should be associated the synonyms here listed.

Key to the subspecies

1. Ventrals more than 146-----2
Ventrals menos de 146-----rozei
2. Snout raised sharply upward-----lansbergii
Snout not at all turned up in front-----
-----annectens

Clave de subspecies

1. Ventrals más de 146-----2
Ventrals menos de 146-----rozei
2. Hocico levantado bruscamente hacia arriba--
-----lansbergii
Hocico no levantado hacia arriba--annectens

Bothrops lansbergii lansbergii (Schlegel)

- 1959 B. [othrops] I. [ansbergii] lansbergii—Roze, Amer. Mus. Novitates, 1934: 11.

Distribution: Arid and semi-arid regions of Caribbean coast in Colombia.

BOTHROPS

Bothrops lansbergii annectens (Schmidt)

- 1936 Trimeresurus lansbergii annectens Schmidt, Proc. Biol. Soc. Washington, 49: 50. Type-locality: Subirana Valley, Yoro, Honduras, 2800 ft.
 1966 Bothrops lansbergii annectens—Hoge, Mem. Inst. Butantan, 32 (1955): 123.

Distribution: Honduras.

Bothrops lansbergii rozei Peters

- 1959 Bothrops lansbergii venezuelensis Roze (preoccupied by Bothrops venezuelensis Sandner), Amer. Mus. Novitates, 1934: 11. Type-locality: Caripito, Monagas, Venezuela, 50.
 1968 Bothrops lansbergii rozei Peters (replacement name for Bothrops venezuelensis Roze), Proc. Biol. Soc. Washington, 81: 320.

Distribution: Northern Venezuela.

BOTHROPS LATERALIS (Peters)

- 1863 Bothriechis lateralis Peters, Monats. Akad. Wiss. Berlin, 1862: 674. Type-locality: Veragua and Volcán Barba, Costa Rica.
 1878 Bothrops (Bothriechis) lateralis—Müller, Verh. Naturforsch. Ges. Basel, 6: 401.
 1951 Bothrops lateralis—Taylor, Univ. Kansas Sci. Bull., 34: 175.

Distribution: Costa Rica and Panama.

BOTHROPS LICHENOSUS Roze

- 1958 Bothrops lichenosa Roze, Acta. Biol. Venezuéllica, 2: 308, three figs. Type-locality: Chimanta Tepui, Estado Bolívar, Venezuela.

Distribution: Known only from type locality.

BOTHROPS LOJANUS Parker

- 1930 Bothrops lojana Parker, Ann. Mag. Nat. Hist., 5 (10 : 568. Type-locality: Loja, Provincia de Loja, Ecuador, 2200 m.

Distribution: Known only from vicinity of type locality.

BOTHROPS MARAJOENSIS Hoge

- 1966 Bothrops marajoensis Hoge, Mem. Inst. Butantan, 32 (1965): 123. Type-locality: Severino, Marajó Island, Estado do Pará, Brazil.

Distribution: Known only from savannah of Marajó, Brazil.

BOTHROPS MEDUSA (Sternfeld)

- 1920 Lachesis medusa Sternfeld, Senckenbergiana, 2: 180, figs. 1-2. Type-locality: Caracas, Venezuela.
 1929 Bothrops medusa—Amaral, Mem. Inst. Butantan, 4: 236.

Distribution: Cordillera de la Costa, Distrito Federal and Estados de Aragua and Carabobo, Venezuela.

BOTHROPS MICROPHTHALMUS Cope

1876 Bothrops microphthalmus Cope, Jour. Acad. Nat. Sci. Phila., (2) 8 (1875): 182. Type-locality: Between Balso Puerto and Moyabamba, Peru.

Distribution: Amazonian lowlands of Ecuador, Peru, and Bolivia; Pacific slopes of Colombia.

Content: Two subspecies.

Key to the subspecies

1. Ventrals more than 165; scale rows 25 or
or more-----colombianus
Ventrals fewer than 165; scale rows fewer
than 25-----microphthalmus

Clave de subspecies

1. Ventrals más de 165; hileras de escamas
25 o más-----colombianus
Ventrals menos de 165; hileras de escamas
menos de 25-----microphthalmus

Bothrops microphthalmus microphthalmus Cope

1912 Lachesis pleuroxanthus Boulenger, Ann. Mag. Nat. Hist., (8) 10: 423. Type-locality: Alpayaca, Río Pastaza, eastern Ecuador, 3600 ft.

1940 [Bothrops microphthalmus microphthalmus]—Rendahl and Vestergren (by inference), Ark. för Zool., 33A: 15.

Distribution: Amazonian lowlands of Ecuador, Peru, and one locality in Bolivia.

Bothrops microphthalmus colombianus Rendahl and Vestergren

1940 Bothrops microphthalmus colombianus Rendahl and Vestergren, Ark. för Zool., 33A: 15.
Type-locality: La Costa, Cauca, Colombia.

Distribution: Pacific slope of Colombia.

BOTHROPS MOOJENI Hoge

1966 Bothrops moojeni Hoge, Mem. Inst. Butantan, 32 (1965): 126, pl. 4; pl. 5, fig. 2. Type-locality: Brasília, Distrito Federal, Brazil.

Distribution: Known only from type locality.

BOTHROPS NASUTUS Bocourt

1868 Bothrops nasutus Bocourt, Ann. Sci. Nat. Paris (5) 10: 202. Type-locality: Panzos, on banks of Río Polochic, Guatemala.

1876 Bothriopsis proboscideus Cope, Jour. Acad. Nat. Sci. Phila., (2) 8 (1875): 150, pl. 27, fig. 3.
Type-locality: Sipurio, Costa Rica.

Distribution: Vera Cruz, Mexico, south on east coast of Central America to Pacific Colombia and Ecuador.

BOTHROPS NEUWIEDI Wagler

1824 Bothrops neuwiedi Wagler, in Spix, Sp. Nov. Serp. Bras.: 56, pl. 22, fig. 1. Type-locality: Estado da Bahia, Brazil.

1824 Bothrops leucurus Wagler, in Spix, Sp. Nov. Serp. Bras.: 57, pl. 22, fig. 2. Type-locality: Bahia, Brazil.

Distribution: East of Andes and north of 10°S in South America.

Content: Twelve subspecies.

Comment: We have not been able to devise a satisfactory key to the subspecies, and the user will have to consult the original descriptions of the taxa to make an identification.

BOTHROPS

Bothrops neuwiedi neuwiedi Wagler

1925 Bothrops neuwiedi neuwiedi—Amaral, Contr. Harvard Inst. Trop. Biol. Med., 2: 57.

Distribution: Southern Bahia, Brazil.

Bothrops neuwiedi bolivianus Amaral

1927 Bothrops neuwiedi boliviana Amaral, Bull. Antivenin Inst. America, 1: 6, fig. 2. Type-locality: Buenavista, Provincia del Sara, Departamento Santa Cruz de la Sierra, Bolivia.

Distribution: Departamento Santa Cruz de la Sierra, Bolivia; extreme western part of Estado de Mato Grosso, Brazil.

Bothrops neuwiedi diporus Cope

1862 Bothrops diporus Cope, Proc. Acad. Nat. Sci. Phila., 14: 347. Type-locality: Vermejo River region; given as region of Río Vermejo, on boundary of Paraguay and Argentina, by Cochran, Bull. U.S. Nat. Mus., 220, 1961, 151.

1930 Bothrops neuwiedi meridionalis Amaral (preoccupied by Bothrops neuwiedi meridionalis Müller), Bull. Antivenin Inst. America, 4 (3): 66, fig. 1. Type-locality: Embarcación, Salta, Argentina.

1961 Bothrops neuwiedi diporus—Cochran, Bull. U.S. Nat. Mus., 220: 151.

Distribution: Central and northern Argentina, southern Paraguay and Estado do Paraná, Brazil.

Bothrops neuwiedi goyazensis Amaral

1925 Bothrops neuwiedi goyazensis Amaral, Contr. Harvard Inst. Trop. Biol. Med., 2: 5B, pl. 14, fig. 3; pl. 15, fig. 3. Type-locality: Ipamery, Goiás, Brazil.

Distribution: Known only from type locality.

Bothrops neuwiedi lutzi (Miranda-Ribeiro)

1915 Lachesis lutzi Miranda-Ribeiro, Arch. Mus. Nac. Rio de Janeiro, 17: 4, pl. Type-locality: Rio São Francisco, Bahía, Brazil.

1925 Bothrops neuwiedi bahiensis Amaral, Contr. Harvard Inst. Trop. Biol. Med., 2: 57, pl. 14, fig. 1, and pl. 15, fig. 1. Type-locality: Itiuba, Bahía, Brazil.

1929 Bothrops neuwiedi lutzi—Amaral, Mem. Inst. Butantan, 4: 23B.

Distribution: Dry regions of Bahía, Brazil.

Bothrops neuwiedi mattogrossensis Amaral

1925 Bothrops neuwiedi mattogrossensis Amaral, Contr. Harvard Inst. Trop. Biol. Med., 2: 6D, pl. 14, fig. 6; pl. 16, fig. 6. Type-locality: Miranda, Estado de Mato Grosso, Brazil.

Distribution: Southern Mato Grosso, Brazil.

Bothrops neuwiedi meridionalis Müller

1885 Bothrops atrox meridionalis Müller, Verh. Naturforsch. Ges. Basel, 7: 699. Type-locality: Andaraí, Estado do Rio de Janeiro, Brazil.

1933 Bothrops neuwiedi fluminensis Amaral, Mem. Inst. Butantan, 7 (1932): 97, fig. 1. Type-locality: Easternmost section of Rio de Janeiro, near Cabo São Thomé, Brazil.

1966 Bothrops neuwiedi meridionalis—Hoge, Mem. Inst. Butantan, 32 (1965): 12B.

Distribution: Rio de Janeiro, Guanabara and Espirito Santo, Brazil.

Bothrops newiedi paranaensis Amaral

1925 Bothrops newiedi paranaensis Amaral, Contr. Harvard Inst. Trop. Biol. Med., 2: 61, pl. 14, fig. 7; pl. 16, fig. 7. Type-locality: Castro, Paraná, Brazil.

Distribution: Estado do Paraná, Brazil.

Bothrops newiedi pauloensis Amaral

1925 Bothrops newiedi pauloensis Amaral, Contr. Harvard Inst. Trop. Biol. Med., 2: 59, pl. 14, fig. 5; pl. 16, fig. 5. Type-locality: Leme, São Paulo, Brazil.

Distribution: Southern parts of Estado de São Paulo, Brazil.

Bothrops newiedi piauiensis Amaral

1925 Bothrops newiedi piauiensis Amaral, Contr. Harvard Inst. Trop. Biol. Med., 2: 58, pl. 14, fig. 2; pl. 15, fig. 2. Type-locality: Fazenda Grande, Piauí, Brazil.

Distribution: Piauí, Pernambuco, Estado do Ceará and southern Maranhão, Brazil.

Bothrops newiedi pubescens (Cope)

1870 Trigonocephalus (Bothrops) pubescens Cope, Proc. Amer. Phil. Soc., 11 (1869): 157. Type-locality: Rio Grande do Sul, Brazil.

1925 Bothrops newiedi riograndensis Amaral, Contr. Harvard Inst. Trop. Biol. Med., 2: 61, pl. 14, fig. 8; pl. 16, fig. 8. Type-locality: Itaqui, Rio Grande do Sul, Brazil.

1959 Bothrops newiedi pubescens—Hoge, Mem. Inst. Butantan, 28 (1957-1958): 84.

Distribution: Estado do Rio Grande do Sul, Brazil; Uruguay.

Bothrops newiedi urutu Lacerda

1884 Bothrops urutu Lacerda, Lec. Ven. Serp. Brésil: 11, pl. 3. Type-locality: Provincia de Minas Gerais, now Estado de Minas Gerais, Brazil.

1937 Bothrops newiedi urutu—Amaral, Mem. Inst. Butantan, 10 (1936): 160.

Distribution: Southern Minas Gerais and northern São Paulo, Brazil.

BOTHROPS NIGROVIRIDIS (Peters)

1859 Bothriechis nigroviridis Peters, Monats. Akad. Wiss. Berlin, 1859: 278, fig. 4. Type-locality: Volcán Barba, Costa Rica.

1878 Bothrops (Bothriechis) nigroviridis—Müller, Verh. Naturforsch. Ges. Basel, 6: 401.

Distribution: Chiapas, Mexico to Panama.

Content: Three subspecies.

Key to the subspecies

1. Ventrals more than 150-----2
Ventrals fewer than 150-----nigroviridis
2. Dorsum uniform, scales with narrow black edges; no temporal streak-----marchii
Dorsum green with scattered yellow spots; black streak on temporal-----aurifer

Clave de subspecies

1. Ventrals más de 150-----2
Ventrals menos de 150-----nigroviridis
2. Dorso uniforme, escamas con bordes negros angostos; sin estría temporal-----marchii
Dorso verde con manchas amarillas dispersas; con estría negra en el temporal----aurifer

BOTHROPS

Bothrops nigroviridis nigroviridis (Peters)

1929 Bothrops nigroviridis nigroviridis—Barbour and Loveridge, Bull. Antivenin Inst. America, 3: 1.

Distribution: Costa Rica to Panama.

Bothrops nigroviridis aurifer (Salvin)

1860 Ihamnocypris aurifer Salvin, Proc. Zool. Soc. London, 1860: 459, pl. 32, fig. 1. Type-locality: Cobán, Alta Verapaz, Guatemala.

1878 Bothrops aurifer—Müller, Verh. Naturforsch. Ges. Basel, 6: 401.

1929 Bothrops nigroviridis aurifera—Barbour and Loveridge, Bull. Antivenin Inst. America, 3: 1.

Distribution: Caribbean slope from Chiapas, Mexico to Guatemala.

Bothrops nigroviridis marchii Barbour and Loveridge

1929 Bothrops nigroviridis marchii Barbour and Loveridge, Bull. Antivenin Inst. America, 3: 2, fig. 1. Type-locality: Quimistan, Santa Barbara, Honduras.

Distribution: Vicinity of type locality.

Comment: Although not listed by Hoge as a valid subspecies of nigroviridis by Hoge, Mem. Inst. Butantan, 32, 1965 (1966), 129, neither is it given as a synonym of any other taxon. Since it apparently has not been synonymized with any existing taxon, we list it here.

BOTHROPS NUMMIFER (Rüppell)

1845 Atropos nummifer Rüppell, Verh. Mus. Senckenberg, 3: 313. Type-locality: Mexico; restricted to Teapa, Tabasco, Mexico, by Burger, Bull. Chicago Acad. Sci., 9, 1950, 65.

1863 B. [othrops] nummifer—Jan, Elenco Sist. Ofidi: 126.

Distribution: Southeastern edge of Mexican Plateau in San Luis Potosí and Oaxaca to Costa Rica.

Content: Three subspecies, one of which (the nominate subspecies) is extralimital.

Key to the subspecies

Clave de subspecies

1. Lateral spots vertically elongate and many fused with dorsal blotches-----mexicanus
Lateral spots rounded, very few fused with dorsal blotches-----occiduus

1. Manchas laterales alargadas verticalmente y muchas fusionadas con los bloques dorsales-----mexicanus
Manchas laterales redondeadas, muy pocas fusionadas con los bloques dorsales-----occiduus

Bothrops nummifer mexicanus (Duméril, Bibron and Ouméril)

1854 Atropos Mexicanus Duméril, Bibron and Duméril, Erp. Gén., 7 (part 2): 1521, pl. 83 bis, figs. 1-2. Type-locality: Cobán, Alta Verapaz, Guatemala.

1880 Bothriechis nummifer var. notata Fischer, Arch. für Naturg., 46: 222, pl. 8, figs. 10-12. Type locality: Cobán, Alta Verapaz, Guatemala.

1882 Bothrops mexicanus—Müller, Verh. Naturforsch. Ges. Basel, 7: 154.

1952 Bothrops nummifer mexicanus—Mertens, Abh. Senckenberg Naturforsch. Ges., 487: 79.

Distribution: Lower elevations on Caribbean slope from extreme southern Mexico to Panama.

Bothrops nummifer occiduus Hoge

- 186B Bothrops affinis Bocourt (preoccupied by Bothrops affinis Gray, 1849), Ann. Sci. Nat. Paris, (5) 10: 201. Type-locality: San Augustin, on south slope of mountains, in Guatemala, 610 m.
 1963 Bothrops nummifer affinis—Stuart, Misc. Publ. Mus. Zool. Univ. Mich., 122: 130.
 1966 Bothrops nummifer occiduus Hoge (replacement name for Bothrops affinis Bocourt), Mem. Inst. Butantan, 32 (1965): 130.

Distribution: Pacific slope, Guatemala to El Salvador; possibly in Chiapas, Mexico.

BOTHROPS OLIGOLEPIS (Werner)

- 1901 Lachesis bilineatus var. oligolepis Werner, Abh. Ber. Mus. Dresden, 9 (2): 13. Type-locality: Bolivia.
 1912 Lachesis chloromelas Boulenger, Ann. Mag. Nat. Hist., (8) 10: 423. Type-locality: Huancabamba, eastern Peru, above 3000 ft.
 1926 Bothrops chrysomelas Amaral (in error for chloromelas Boulenger), Ann. Carnegie Mus., 16: 320.

Distribution: Peru and Bolivia.

BOTHROPS OPHRYOMEGAS Bocourt

- 186B Bothrops ophryomegas Bocourt, Ann. Sci. Nat. Paris, (5) 10: 201. Type-locality: Warm regions on western (actually southern) slope of Cordillera, Escuintla, Guatemala.

Distribution: Pacific slope of Central America from western Guatemala to Panama.

BOTHROPS PERUVIANUS (Boulenger)

- 1903 Lachesis peruvianus Boulenger, Ann. Mag. Nat. Hist., (7) 12: 354. Type-locality: La Oroya and Carabaya, southeastern Peru.
 1929 Bothrops peruviana—Amaral, Mem. Inst. Butantan, 4: 240.

Distribution: Southeastern Peru.

BOTHROPS PESSOAI Prado

- 1939 Bothrops pessoai Prado, Mem. Inst. Butantan, 12 (1938-1939): 2. Type-locality: Rio Parauary, Estado do Amazonas, Brazil.
 1948 Irimeresurus pessoai—Hoge, Bol. Mus. Paraense E. Goeldi, 10: 325.

Distribution: Known only from type locality.

BOTHROPS PICADOI (Dunn)

- 1939 Irimeresurus nummifer picadoi Dunn, Proc. Biol. Soc. Washington, 52: 165. Type-locality: La Palma, Costa Rica, 4500 ft.
 1945 Bothrops picadoi—Smith and Taylor, Bull. U.S. Nat. Mus., 187: 183.
 1951 Bothrops picadoi—Taylor, Univ. Kansas Sci. Bull., 34: 180.

Distribution: Central Plateau of Costa Rica and surrounding mountains.

BOTHROPS PICTUS (Tschudi)

- 1845 L. [achesis] picta Tschudi, Arch. für Naturg., 11: 166 (fig. 10 in Fauna Peruana, 1845). Type-locality: High mountains of Peru.
 1863 B. [othrops] pictus—Jan, Elenco Sist. Ofidi: 126.

Distribution: Coastal region of Peru to 1800 m.

BOTHROPS

BOTHROPS PIRAJAI Amaral

- 1923 Bothrops pirajai Amaral, Proc. New England Zool. Club, 8: 99. Type-locality: Ilhéus, Estado da Bahia, Brazil.
 1923 Bothrops neglecta Amaral, Proc. New England Zool. Club, 8: 100. Type-locality: Bahia, Brazil.
 Distribution: Known only from southern Bahia, Brazil.

BOTHROPS PRADOI (Hoge)

- 1948 Irimeresurus pradoi Hoge, Mem. Inst. Butantan, 20 (1947): 193. Type-locality: Pau Gigante, Estado do Espírito Santo, Brazil.
 1966 Bothrops pradoi—Hoge, Mem. Inst. Butantan, 32 (1965): 132, pl. 8.
 Distribution: Espírito Santo to southern Bahia, Brazil.

BOTHROPS PULCHER (Peters)

- 1862 Irigonocephalus pulcher Peters, Monats Akad. Wiss. Berlin, 1862: 672. Type-locality: Quito, Ecuador; in error, according to Peters, Rev. Ecuat. Ent. Parasit., 2, 1955, 347.
 1929 Bothrops pulchra—Amaral, Mem. Inst. Butantan, 4: 240.
 Distribution: Equatorial forests in Amazonian lowlands of Ecuador and Peru.

BOTHROPS PUNCTATUS (García)

- 1896 Lachesis punctata García, Los Ofidios Venenosas de Cauca, Cali, Colombia: 31, fig. 8. Type-locality: Las Montañas de Oagua, Colombia.
 1910 Lachesis Monticellii Peracca, An. Mus. Napoli, 3 (12): 2. Type-locality: Unknown; "America tropicale".
 1923 Bothrops leptura Amaral, Proc. New England Zool. Club, 8: 102. Type-locality: Cana, eastern Panama, 3000 ft.
 1944 Bothrops punctatus—Dunn, Caldasia, 3: 215.
 Distribution: Darién of Panama to northwestern Ecuador.

BOTHROPS ROEDINGERI Mertens

- 1942 Bothrops roedingeri Mertens, Beiträge zur Fauna Perus, 11: 284. Type-locality: Hacienda Huayri, Peru.
 Distribution: Desert region, Pacific coast of Peru.

BOTHROPS SANCTAECRUCIS Hoge

- 1966 Bothrops sanctaecrucis Hoge, Mem. Inst. Butantan, 32 (1965): 133, pl. 9. Type-locality: Oromomo, Río Secure, upper Río Beni, Bolivia.
 Distribution: Amazonian lowlands of Bolivia.

BOTHROPS SCHLEGELII (Berthold)

- 1846 Irigonocephalus schlegelii Berthold, Nachr. Univ. Ges. Wiss. Göttingen: 147. Type-locality: Popayan; indicated to be Popayan, Colombia by Dunn and Stuart, Copeia, 1954, 56.
 1859 Lachesis nitidus Günther, Proc. Zool. Soc. London, 1859: 414, pl. 20, fig. C. Type-locality: Western Andes of Ecuador.
 1863 B. [othrops] Schlegeli—Jan, Elenco Sist. Ofidi: 127.
 1870 Bothrops (Teleuraspis) nigroadspersus Steindachner, Sitz. Math.-Natur. Cl. Akad. Wiss. Wien, 62: 348, pl. B. Type-locality: Central America.
 1889 Ihanatophis torvus Posada Arango, Bull. Soc. Zool. France, 1889: 345. Type-locality: Antioquia, Colombia.
 1951 Bothrops schlegeli—Taylor, Univ. Kansas Sci. Bull., 34: 173.
 1966 Bothrops schlegelii—Hoge (in error for schlegelii Berthold), Mem. Inst. Butantan, 32 (1965): 134.
 Distribution: Southern Mexico to Pacific Ecuador; mountains of Ureña, Estado de Táchira, Caribbean Venezuela.

BOTHROPS SUPRACILIARIS Taylor

- 1954 Bothrops schlegelii supraciliaris Taylor, Univ. Kansas Sci. Bull., 36: 791, fig. 39. Type-locality: Mountains near San Isidro del General, San José Province, Costa Rica.
 1963 [Bothrops supraciliaris]-Stuart, Misc. Publ. Mus. Zool. Univ. Mich., 122: 131.

Distribution: Known only from type locality.

BOTHROPS VENEZUELENSIS Sandner Montilla

- 1952 Bothrops venezuelensis Sandner Montilla, Mon. Cien. Inst. Terap. Exp. Lab. "Veros" Ltda., 21 (9): 4. Type-locality: "Boca de Tigre", Serranía de El Avila, Distrito Federal al Norte de Caracas, Venezuela.
 1961 Bothrops pifanoi Sandner Montilla and Romer, Nov. Cien. Contr. Ocas. Mus. Hist. Nat. La Salle, 29: 3, figs. 1-4. Type-locality: Serranía de el Avila, El Papelón, Venezuela.
 1961 Bothrops venezuelae Sandner Montilla, Mon. Cien. Centr. Ocas. Mus. Hist. Nat. La Salle, Caracas, Zool., 30: 3. Type-locality: Serranía de El Avila, Venezuela.

Distribution: Northern and central part of Venezuela, including Avila Mountain, western mountains of los Tigres, forests of Rancho Grande and Fila Miranda, Estado de Aragua and forests of Guatopo, Estado Miranda; Estados Trujillo and Sucre.

BOTHROPS XANTHOGRAMMUS (Cope)

- 1868 Trigonocephalus xanthogrammus Cope, Proc. Acad. Nat. Sci. Phila., 1868: 110. Type-locality: Pallatanga, Ecuador.
 1889 Bothrops quadriscutatus Posada Arango (preoccupied by quadriscutatus Peters, 1861), Bull. Soc. Zool. France, 1889: 345. Type-locality: Antioquia, Colombia.
 1929 Bothrops xanthogramma-Amaral, Mem. Inst. Butantan, 4: 241.
 1966 Bothrops xantogrammus-Hoge (in error for xanthogrammus Cope), Mem. Inst. Butantan, 32 (1965): 135.

Distribution: Highlands of Ecuador; doubtful in Colombia.

INCERTAE SEDIS

Comment: The following taxa have not been included by Klemmer or Hoge in their recent lists of Neotropical Viperids. Boulenger, Cat. Sn. Brit. Mus., 3, 1896, 535, included all in the synonymy of his composite species Lachesis lanceolatus, a taxon now regarded as endemic to Martinique. These taxa are probably all synonymous with one of following: atrox, jararaca, jararacussu, and some could take priority over the latter two.

- 1788 Coluber ambiguus Gmelin, Systema Naturae, Ed. 12: 1104. Type-locality: America.
 1789 C. [oluber] tigrinus Lacépède, Hist. Nat. Serp., 2: 82. Type-locality: Unknown.
 1789 C. [oluber] brasiliensis Lacépède, Hist. Nat. Serp., 2: 98. Type-locality: Brazil.
 1802 Vipera brasiliensis Latreille (emendation of brasiliensis Lacépède), Hist. Nat. Rept., 4: 7.
 1803 Vipera Weigeli Daudin (substitute name for Coluber ambiguus Gmelin), Hist. Nat. Rept., 6: 60. Type-locality: America.
 1821 Cophias holosericeus Wied, Reise nach Brasilien, 2: 243. Type-locality: None given.
 1842 Bothrops cinereus Gray, Zoological Miscellany: 47. Type-locality: America.
 1863 B. [othrops] atrox var. dirus Jan, Elenco Sist. Ofidi: 126. Type-locality: Buenos Aires, Mexico, and Orizaba; restricted to Buenos Aires, Argentina, by Smith and Taylor, Bull. U.S. Nat. Mus. 187, 1945, 180.

CALAMODONTOPHIS Amaral

- 1935 Calamodon Amaral (preoccupied by Calamodon Cope, 1875), Mem. Inst. Butantan, 9: 203. Type-species: Calamodon paucidens Amaral.
1963 Calamodontophis Amaral (substitute name for Calamodon Amaral), Copeia, 1963: 580.

Distribution: As for single known species.

Content: One species.

CALAMODONTOPHIS PAUCIDENS (Amaral)

- 1935 Calamodon paucidens Amaral, Mem. Inst. Butantan, 9: 204, fig. 1. Type-locality: S. Simão, Rio Grande do Sul, Brazil.
1963 [Calamodontophis] paucidens—Amaral, Copeia, 1963: 580.

Distribution: Known only from Estado do Rio Grande do Sul, Brazil.

CHERSODROMUS Reinhardt

1860 Chersodromus Reinhardt, Vidensk. Medd. Naturhist. Foren. Kjöbenhavn, 1860: 242. Type-species Chersodromus Liebmanni Reinhardt.

1861 Opisthiodon Peters, Monats. Akad. Wiss. Berlin, 1861: 460. Type-species: Opisthiodon torquatus Peters.

Distribution: Mexico to Guatemala.

Content: Two species, one (annulatus Zweifel) extralimital. Scott, Copeia, 1967, 281, considered annulatus to be synonymous with Tropidodipsas annulifera Boulenger.

CHERSODROMUS LIEBMANNI Reinhardt

1860 Chersodromus Liebmanni Reinhardt, Vidensk. Medd. Naturhist. Foren. Kjöbenhavn, 1860: 243. Type-locality: Mexico; restricted to Cuautlapán, Veracruz, Mexico by Smith and Taylor, Univ. Kansas Sci. Bull., 33, 1950, 347.

1860 Chersodromus nigricans Reinhardt, Vidensk. Medd. Naturhist. Foren. Kjöbenhavn, 1860: 245. Type-locality: Mexico; restricted to Cuautlapán, Veracruz, Mexico by Smith and Taylor, Univ. Kansas Sci. Bull., 33, 1950, 347.

1861 Opisthiodon torquatus Peters, Monats. Akad. Wiss. Berlin, 1861: 461. Type-locality: Huanusco, in error for Huatusco, Veracruz, Mexico.

1900 Dirosema collare Werner, Zool. Anz., 23: 197, Figs. 3-5. Type-locality: Mexico; restricted to Cuautlapán, Veracruz, Mexico by Smith and Taylor, Univ. Kansas Sci. Bull., 33, 1950, 347.

Distribution: Mexico to Guatemala.

CHIRONIUS Fitzinger

- 1826 Chironius Fitzinger, Neue Classification der Reptilien, 31. Type-species: Coluber carinatus Linnaeus.
 1826 Erpetodryas Boie, in Férussac, Bull. Sci. Nat. Geol., Paris, 9: 237. Type-species: Not designated.
 1830 Herpetodryas Wagler (emendation of Erpetodryas Boie), Nat. Syst. Amph.: 180.
 1830 Macrops Wagler, Nat. Syst. Amph.: 182. Type-species: Coluber saturninus Linnaeus.
 1843 Hyllophis Fitzinger, Systema Reptilium: 26. Type-species: Coluber laevicollis Wied.
 1862 Phyllosira Cope, Proc. Acad. Nat. Sci. Phila., 1862: 349. Type-species: Phyllosira flavescens Cope.

Distribution: Nicaragua to southern Brazil and Argentina.

Content: Sixteen species.

Key to the species

Clave de especies

- | | |
|---|--|
| 1. With ten scale rows at midbody-----2
With twelve scale rows at midbody-----11 | 1. Con diez filas de escamas en el medio cuerpo--2
Con doce filas de escamas en el medio cuerpo--11 |
| 2. Anal single-----3
Anal divided-----6 | 2. Anal entera-----3
Anal dividida-----6 |
| 3. Ground color reddish, brownish or yellowish---4
Ground color green, blue or black----- <u>fuscus</u> | 3. Color general pardo, rojizo o amarillento----4
Color general verde, azul o negro----- <u>fuscus</u> |
| 4. Dorsal scales smooth; fewer than 40 maxillary
teeth-----5
At least two rows of dorsal scales keeled;
41-45 maxillary teeth----- <u>fuscus</u> | 4. Escamas dorsales lisas, menos de 40 dientes
maxilares-----5
Por lo menos dos hileras de dorsales carenadas;
41-45 dientes maxilares----- <u>fuscus</u> |
| 5. Ground color reddish cinnamon; light supra-
labials; eight scale rows at level of anus----
----- <u>cinnamomeus</u>
Ground color brownish-yellow; dark supra-
labials; ten scale rows at level of anus-----
----- <u>scurrulus</u> | 5. Color canela rojizo; supralabiales claras; ocho
hileras dorsales a nivel del ano--- <u>cinnamomeus</u>
Color pardo amarillento; supralabiales oscuras;
diez hileras sobre el ano----- <u>scurrulus</u> |
| 6. Paravertebral scales lack pits throughout
length of body-----7
Paravertebral scales with prominent apical pits
throughout length of body----- <u>foveatus</u> | 6. Hileras de escamas paravertebrales sin fosetas
en toda la longitud del animal-----7
Hileras de escamas paravertebrales con fosetas
en toda la longitud del animal----- <u>foveatus</u> |
| 7. Caudals fewer than 135-----8
Caudals more than 136-----9 | 7. Menos de 135 caudales-----8
Más de 136 caudales-----9 |
| 8. Temporals 2 + 2; all dorsal scales keeled with
exception of paravertebrales and lowermost row-
----- <u>grandisquamis</u>
Temporals 1 + 2; only two paravertebral rows
keeled----- <u>schlueteri</u> | 8. Todas las dorsales carenadas con la excepción
de las paravertebrales y la fila exterior;
2 + 2 temporales----- <u>grandisquamis</u>
Sólo las dos filas paravertebrales carenadas;
1 + 2 temporales----- <u>schlueteri</u> |
| 9. Not black dorsally; lower surface of tail not
same color as dorsum; usually two secondary
temporals-----10
Dorsum black; lower surface of tail also black,
same color as dorsum; usually one secondary
temporal----- <u>melas</u> | 9. No negro a dorsal; superficie ventral de la
cola de distinto color que el dorso; usualmente
dos temporales secundarios-----10
Dorso negro; superficie ventral de la cola
también negra; usualmente un temporal
secundario----- <u>melas</u> |
| 10. Dorsal scale rows ten immediately anterior to
vent; 30-41 maxillary teeth; 153-172 ventrals;
outer tips of subcaudals black, contrasting
with ventral tail color----- <u>bicarinatus</u>
Dorsal scale rows eight immediately anterior to
vent; 24-28 maxillary teeth; 137-157 ventrals;
outer tips of subcaudals not sharply contrasting
with ventral tail color----- <u>pyrrhopogon</u> | 10. Filas de escamas dorsales diez inmediatamente
anterior al ano; 30-41 dientes maxilares;
153-172 ventrales; ápices externos de sub-
caudales negros, en contraste con el color
ventral de la cola----- <u>bicarinatus</u>
Filas de escamas dorsales ocho inmediatamente
anterior al ano; 24-28 dientes maxilares;
137-157 ventrales; ápices externos de sub-
caudales no contrastan fuertemente con color
ventral de la cola----- <u>pyrrhopogon</u> |

- | | |
|--|--|
| 11. Lacking lateral dark stripe on tail-----12
With lateral black stripe on tail---- <u>monticola</u> | 11. Sin cinta oscura laterocaudal-----12
Con cinta negra a los lados de la cola-----
----- <u>monticola</u> |
| 12. Fewer than 180 caudals-----13
More than 190 caudals----- <u>multiventris</u> | 12. Menos de 180 caudales-----13
Más de 190 caudales----- <u>multiventris</u> |
| 13. Anal divided-----14
Anal single----- <u>laevicollis</u> | 13. Anal dividida-----14
Anal entera----- <u>laevicollis</u> |
| 14. Head not brownish red; lacks median yellowish
stripe-----15
Head brownish red with median yellowish stripe-
----- <u>flavolineata</u> | 14. Cabeza no pardo rojiza sin cinta mediana
amarillenta-----15
Cabeza pardo rojiza con una cinta mediana
amarillenta----- <u>flavolineata</u> |
| 15. Light vertebral stripe present-----16
Light vertebral stripe absent-----17 | 15. Con cinta clara vertebral-----16
Sin cinta clara vertebral-----17 |
| 16. Fewer than four rows of keeled scales in both
sexes----- <u>carinatus</u>
At least four scale rows keeled in both sexes--
----- <u>quadricarinatus</u> | 16. Menos de cuatro hileras de escamas quilladas en
ambos sexos----- <u>carinatus</u>
Por lo menos cuatro hileras de escamas qui-
lladas en ambos sexos----- <u>quadricarinatus</u> |
| 17. Keeled scales with light spot at base, giving
appearance of yellow vertebral line; no zig-zag
line down median ventral surface of tail;
subcaudals 108-120----- <u>flavopictus</u>
Light vertebral line continuous, not made up of
yellow spots; zig-zag line down median ventral
surface of tail; subcaudals 128-154-- <u>bicarinatus</u> | 17. Escamas quilladas con mancha clara en la base,
con aspecto de línea vertebral amarilla; sin
línea en zigzag a lo largo de la superficie
media ventral de la cola; subcaudales 108-120
----- <u>flavopictus</u>
Línea vertebral clara continua, no formada por
manchas amarillas; con línea en zigzag a lo
largo de la superficie media ventral de la cola;
subcaudales 128-154----- <u>bicarinatus</u> |

CHIRONIUS BICARINATUS (Wied)

1820 Coluber bicarinatus Wied, Reise nach Brasilien, 1: 181. Type-locality: Lake near Rio Jucú, five leagues south of Cidade Espirito Santo, Espirito Santo, Brazil.

1955 Chironius bicarinatus—Bailey, Occ. Pap. Mus. Zool. Univ. Mich., 571: 8.

Distribution: Espirito Santo and eastern Minas Gerais, Brazil, southwest of Misiones and Río Uruguay, Provincias Chaco, Corrientes, Salta, Formosa, and Entre Rios, Argentina; northwestern Uruguay.

CHIRONIUS CARINATUS (Linnaeus)

1758 Coluber carinatus Linnaeus, Systema Naturae, Ed. 10: 223. Type-locality: "Indiis".

1798 Coluber (Chironius) Donndorff, Zoologische Beyträge, 3—Amphibien und Fische: 209. Type-locality: Not given.

1845 Coluber Spixii Hallowell, Proc. Acad. Nat. Sci. Phila, 1845: 241. Type-locality: South America.

1845 Coluber Pickeringii Hallowell, Proc. Acad. Nat. Sci. Phila., 1845: 242. Type-locality: South America.

1891 Herpetodryas carinatus var. vincenti Boulenger, Proc. Zool. Soc. London, 1891: 355.
Type-locality: Saint Vincent Island.

1896 Zaocys tornieri Werner, Verh. Zool.-Bot. Ges. Wien, 46: 15, pl. 1, fig. 1. Type-locality: Sumatra.

1922 Chironius carinatus—Ruthven, Misc. Publ. Mus. Zool. Univ. Mich., 8: 65.

Distribution: Central America; tropical South America; Trinidad; Guadalupe; San Vicente I.

CHIRONIUS CINNAMOMEUS (Wagler)

1824 Natrix cinnamomea Wagler, in Spix, Sp. Nov. Serp. Bras.: 20, pl. 6, fig. 1. Type-locality: Amazonian forest, Brazil.

1964 Chironius cinnamomeus—Hoge, Mem. Inst. Butantan, 30 (1960-62): 53.

Distribution: Surinam and Lower Amazonian region of Brazil.

CHIRONIUS

CHIRONIUS FLAVOLINEATUS (Boettger)

- 1885 Herpetodryas flavolineatus Boettger, Zeits. für Naturwiss., 58: 234. Type-locality: Paraguay.
 1955 Chironius flavolineatus—Bailey, Occ. Pap. Mus. Zool. Univ. Mich., 571: 13.

Distribution: Savannas of central and western Bahia, northeastern Mato Grosso, and São Paulo, Brazil; Paraguay; central Bolivia.

CHIRONIUS FLAVOPICTUS (Werner)

- 1909 Herpetodryas carinatus L. var. flavopicta Werner, Mitt. Naturhist. Mus. Hamburg, 26: 220. Type-locality: Ecuador, and Guayaquil, Ecuador.
 1960 Chironius flavopictus—Peters, Bull. Mus. Comp. Zool., 122: 511.

Distribution: Known under this name only from type-locality and Cabeceiras de Rio Congo, Ecuador; possibly occurs in northwestern Peru.

CHIRONIUS FOVEATUS

- 1955 Chironius foveatus Bailey, Occ. Pap. Mus. Zool. Univ. Mich., 571: 10, fig. 1. Type-locality: Rio Fortuna, Ilhéus, Bahia, Brazil.

Distribution: Bahia to Santa Catarina, on Brazilian coast.

CHIRONIUS FUSCUS (Linnaeus)

- 1758 Coluber fuscus Linnaeus, Systema Naturae, Ed. 10: 222. Type-locality: Asia (in error).
 1758 Coluber saturninus Linnaeus, Systema Naturae, Ed. 10: 223. Type-locality: Indiis.
 1854 Dendrophis viridis Duméril, Bibron and Duméril, Exp. Gén., 7: 202. Type-locality: unknown.
 1860 Herpetodryas sebastus Cope, Proc. Acad. Nat. Sci. Phila., 1860: 562. Type-locality: unknown.
 1876 Herpetodryas holochlorus Cope, Jour. Acad. Nat. Sci. Phila., (2) 8 (1875): 178. Type-locality: Río Marañón, Peru.
 1915 Herpetodryas vicinus Boulenger, Proc. Zool. Soc. London, 1915: 660. Type-locality: Andagoya, Colombia.
 1929 Chironius fuscus—Amaral, Mem. Inst. Butantan, 4: 161.

Distribution: Panama, Colombia, Venezuela, Guianas, central Brazil, Peru.

CHIRONIUS GRANDISQUAMIS (Peters)

- 1868 Spilotes grandisquamis Peters, Monats. Akad. Wiss. Berlin, 1868: 451. Type-locality: Costa Rica.
 1951 Chironius grandisquamis—Taylor, Univ. Kansas Sci. Bull., 34: 96.

Distribution: Costa Rica, Panama, northwestern Ecuador.

CHIRONIUS LAEVICOLLIS (Wied)

- 1824 Coluber laevicollis Wied, Isis von Oken, 1824, heft 6: 666. Type-locality: None given; Wied, Beitr. Naturges. Bras., 1825, 299, said Fazenda of Muribeca on lower Rio Itabapoana, on boundary between Espirito Santo and Rio de Janeiro, Brazil.
 1955 Chironius laevicollis—Bailey, Occ. Pap. Mus. Zool. Univ. Mich., 571: 18.

Distribution: Central Espirito Santo to Paraná, Brazil.

CHIRONIUS MELAS (Cope)

- 1886 Herpetodryas melas Cope, Proc. Amer. Phil. Soc., 23: 278. Type-locality: Nicaragua.
 1951 Chironius melas—Taylor, Univ. Kansas Sci. Bull., 34: 97.

Distribution: Honduras, Nicaragua and Costa Rica.

CHIRONIUS MONTICOLA Roze

1952 Chironius monticola Roze, Acta Biol. Venezuelica, 1: 100, figs. Type-locality: El Junquito, Distrito Federal, Venezuela.

Distribution: Coastal Cordillera from Caracas, to Andes of Táchira, above 1,200 m in Venezuela; Colombia; also recorded from Bolivia by Roze, Ofidios de Venezuela, 1966, 101.

CHIRONIUS MULTIVENTRIS Schmidt and Walker

1943 Chironius multiventris Schmidt and Walker, Zool. Ser. Field Mus. Nat. Hist., 24: 282. Type-locality: Departamento Madre de Dios, Peru.

Distribution: Known from type-locality; also recorded from Onverwacht, Surinam by Hoge, Mem. Inst. Butantan, 30, 1964, 54; Museo Nacional of Brazil has specimen from Benjamin Constant, Brazil.

CHIRONIUS PYRRHOPOGON (Wied)

1824 Coluber pyrrhopogon Wied, Isis von Oken, 1824, heft 6: 666. Type-locality: None given; Wied, Beitr. Naturges. Bras., 1825, 296, gave great forests of Rio Iritiba or Benevente, Espirito Santo, Brazil.

1955 Chironius pyrrhopogon—Bailey, Occ. Pap. Mus. Zool. Univ. Mich., 571: 12.

Distribution: Bahia to Santa Catarina, Brazil, along coast; Bailey, loc. cit., recorded the same or a closely related form from western Mato Grosso.

CHIRONIUS QUADRICARINATUS (Boie)

1827 Erpetodryas 4-dricarinatus Boie, Isis von Oken, 20 (1): 548. Type-locality: None given, restricted to Asunción, Paraguay by Bailey, Occ. Pap. Mus. Zool. Univ. Mich., 571: 15.

1862 Phyllosira flavescens Cope, Proc. Acad. Nat. Sci. Phila., 1862: 349. Type-locality: Paraguay or northern Argentina.

1955 Chironius quadricarinatus—Bailey, Occ. Pap. Mus. Zool. Univ. Mich., 571: 15.

Distribution: Savanna areas of northern Mato Grosso, Brazil, and central Bolivia; central Paraguay; vicinity of São Paulo city, Brazil.

CHIRONIUS SCHLUETERI (Werner)

1899 Herpetodryas Schlüteri Werner, Zool. Anz., 22: 115. Type-locality: Napo, Ecuador.

1960 Chironius schlüteri—Peters, Bull. Mus. Comp. Zool., 122: 512.

Distribution: Amazonian slopes of Ecuador.

CHIRONIUS SCURRULUS (Wagler)

1824 Natrix Scurrula Wagler, in Spix, Sp. Nov. Serp. Bras.: 24, pl. 8. Type-locality: Rio Japura, Brazil.

1964 Chironius scurrulus—Hoge, Mem. Inst. Butantan, 30 (1960-62): 72.

Distribution: Amazonas, Minas Gerais, Rondônia, and Pará, Brazil; southeastern Colombia; Moyobamba and Xeberos, Peru.

Prepared by Joseph R. Bailey, Duke University, Durham, North Carolina

CLELIA Fitzinger

- 1826 Clelia Fitzinger, Neue Classification der Reptilien: 29. Type-species: Coluber clelia Daudin.
 1830 Cloelia Wagler (emendation of Clelia Fitzinger), Nat. Syst. Amphib.: 187.
 ?1843 Rhinoscytale Fitzinger, Systema Reptilium: 25. Type-species: Rhinoscytale Cloelia, nomen nudum, which may be same as Coluber clelia Daudin.
 1843 Deiropeda Fitzinger, Systema Reptilium: 25. Type-species: Coluber clelia Daudin.
 1843 Hydroscopus Fitzinger, Systema Reptilium: 25. Type-species: Coluber plumbeus Wied.
 1853 Brachyrruton Duméril, Mém. Acad. Sci. Paris, 23: 502. Type-species: None given.
 1924 Barbourina Amaral, Jour. Washington Acad. Sci., 14: 201. Type-species: Barbourina equatoriana Amaral.

Distribution: Tropical Mexico to about 35°S latitude east of Andes and to northwestern Ecuador west of Andes in South America; lesser Antilles.

Content: Six species currently known, plus several undescribed taxa.

Key to the species

Clave de especies

- | | |
|--|---|
| <p>1. Dorsal scales in 19 rows at midbody-----2
 Dorsal scales in 17 rows at midbody-----5</p> <p>2. Upper labials usually seven (rarely eight), lower labials eight; if eight upper and eight or nine lower, subcaudals fewer than 60 in males, 54 in females; solid maxillary teeth usually thirteen or fewer; loreal smaller than preocular and squarish-----3
 Upper labials eight, lower labials usually nine; solid maxillary teeth 15-17; loreal long, about equal to preocular in size-----
 -----<u>bicolor</u></p> <p>3. Subcaudals fewer than 80 in males, 70 in females; if overlapping range given above, belly prominently smudged (in juveniles) or all dark; juvenile with dark middorsal stripe continuous with nape blotch or nearly uniform including head pattern-----4
 Subcaudals over 75 in males, 64 in females; belly immaculate except for dorsal pigment encroaching on tips of ventrals; juvenile coral red with dark crown and nape blotch separated by cream collar-----<u>clelia</u></p> <p>4. Subcaudals 53-62 in males, 42-54 in females, all paired; dorsum dark olive; venter immaculate or with dark pigment arranged in transverse patterns; juveniles usually lack distinct light occipital collar; if present, median dark stripe less than five scales wide-----
 -----<u>rustica</u>
 Subcaudals 59-79 in males, 51-69 in females, frequently some basal ones single; dorsum dark brown or black; venter irregularly smudged with dark in juveniles, often almost solid black in adults; juveniles always with distinct light occipital collar and middorsal dark stripe more than five scale rows wide-----
 -----<u>occipitolutea</u></p> | <p>1. Escamas dorsales en 19 filas al medio del cuerpo-----2
 Escamas dorsales en 17 filas al medio del cuerpo-----5</p> <p>2. Usualmente siete supralabiales (raramente ocho), ocho infralabiales; con ocho supralabiales y ocho o nueve infralabiales, las subcaudales son menos de 60 en machos y 54 en hembras; usualmente trece o menos dientes maxilares sin canal; loreal rectangular y más pequeña que la preocular-----3
 Ocho supralabiales, usualmente nueve infralabiales; normalmente 15-17 dientes maxilares sin canal; loreal alargada, aproximadamente de igual tamaño que la preocular-----<u>bicolor</u></p> <p>3. Subcaudales menos de 80 en machos, 70 en hembras; si estos números se sobremontan, vientre prominentemente tiznado (en juveniles) o todo oscuro; juveniles con una banda oscura mediodorsal continuo con la mancha nugal o casi uniforme incluyendo diseño de la cabeza-----4
 Más de 75 subcaudales en machos, 64 en hembras; vientre immaculado excepto por la pigmentación dorsal que invade los lados de las placas ventrales; juveniles con rojo coral, parte superior de la cabeza y nuca con manchas oscuras separadas por collar crema-----<u>clelia</u></p> <p>4. Subcaudales 53-62 en machos, 42-54 en hembras, todas pares; dorso oliva oscuro; vientre immaculado o con pigmento oscuro dispuesto en diseños transversales; usualmente juveniles sin collar occipital claro distinto; cuando está presente la banda oscura mediodorsal es de menos de cinco escamas de ancho-----<u>rustica</u>
 Subcaudales en machos 59-79, en hembras 51-69, frecuentemente algunas de las basales no divididas; dorso pardo oscuro o negro; vientre irregularmente tiznado de oscuro en juveniles, frecuentemente negro casi uniforme en adultos; juveniles con collar claro occipital siempre presente y banda mediodorsal oscura de más de cinco filas de ancho-----<u>occipitolutea</u></p> |
|--|---|

5. Subcaudals 78-92 in males, 70-81 in females; ventrals 202-212 in males, 216-228 in females; apical scale pits paired; solid maxillary teeth 13-14; middorsal row and head scales normal-----scytalina
Subcaudals 60-82 in males, 56-78 in females; ventrals 185-208 in males, 202-223 in females; apical pits often lacking, but numerous tiny pits centrally located on scale usually present; solid maxillary teeth 11-13; middorsal row frequently widened; also anterior or posterior reduction from 17 dorsal rows common; head scales frequently reduced by absence of loreal, fewer than 1+2 oculars, or 2+3 temporals-----equatoriana
5. Subcaudales en machos 78-92, en hembras 70-81; ventrales en machos 202-212, en hembras 216-228; hoyuelos apicales pares; dientes maxilares sin canal 13-14; fila mediodorsal y placas de la cabeza normales-----scytalina
Subcaudales 60-82 en machos, en hembras 56-78; ventrales 185-208 en machos, en hembras 202-223, frecuentemente sin hoyuelos apicales, aunque usualmente hay numerosos hoyuelos diminutos situados en el centro de la escama; dientes maxilares sin canal 11-13; fila mediodorsal frecuentemente ensanchada; también es común reducción de 17 filas dorsales posterior y anterior; placas cefálicas frecuentemente reducidas por ausencia de loreal, menos de 1+2 oculares o 2+3 temporales---equatoriana

CLELIA BICOLOR (Peracca), new combination
bicolor group

1904 Oxyrhopus bicolor Peracca, Rev. Suisse Zool., 12: 667. Type-locality: North of Santa Fé, Argentina.

Distribution: Southern Mato Grosso, Brazil, south to San Luis and Santa Fé, Argentina. An old specimen from Pelotas, Rio Grande do Sul, Brazil, may be an error.

CLELIA CLELIA (Daudin)
clelia group

1803 Coluber clelia Daudin, Hist. Nat. Rept., 6: 330, pl. 78. Type-locality: Surinam.
1826 [Clelia clelia]—Fitzinger, Neue Classification der Reptilien: 31.

Distribution: All of Central America to northwestern Ecuador west of Andes and to northern Argentina east of Andes.

Content: Two subspecies.

Key to the subspecies

1. Hemipenis lacks spines; loreal frequently minute or absent-----plumbea
Hemipenis spinose; loreal seldom abnormal-----clelia

Clave de subspecies

1. Hemipenis sin espinas; loreal frecuentemente muy pequeña o ausente-----plumbea
Hemipenis espinosos; loreal raramente anormal-----clelia

Clelia clelia clelia (Daudin)

1826 C.[lelia] Daudinii Fitzinger (substitute name for Coluber clelia Daudin), Neue Classification der Reptilien: 55.

1944 Clelia clelia clelia Dunn, Caldasia, 3 (12): 201.

1965 Clelia clelia groomei Greer, Breviora, 223: 1, fig. 1a-c. Type-locality: Beausejour, Grenada Island, Lesser Antilles.

Distribution: Guatemala and British Honduras to northwestern Ecuador west of Andes, and to Uruguay and northern Argentina east of Andes.

Clelia clelia plumbea (Wied), new combination

1820 Coluber plumbeus Wied, Reise nach Brasilien, 1: 25. Type-locality: Between Cabo Frio and Rio São João, Brazil.

Distribution: Mouth of Rio Amazonas to Maranhão and forested areas from Espirito Santo to Santa Catarina, southeastern Brazil, and Misiones, Argentina.

CLELIA

CLELIA EQUATORIANA (Amaral), new combination
scytalina group

- 1924 Barbourina equatoriana Amaral, Jour. Washington Acad. Sci., 14: 201. Type-locality: Guayaquil, Ecuador.
1944 Clelia clelia scytalina-Dunn, Caldasia, 3 (12): 201.

Distribution: Pirri Range in eastern Panama through Cauca Valley of Colombia to northwestern Ecuador.

CLELIA OCCIPITOLUTEA (Duméril, Bibron and Ouméril), new combination
occipitolutea group

- 1854 Brachyruton occipito-luteum Duméril, Bibron and Duméril, Erp. Gén., 7: 1009. Type-locality: Unknown.
1896 Oxyrhopus maculatus Boulenger, Cat. Sn. Brit. Mus., 3: 110, pl. 6, fig. 2. Type-locality: Uruguay.

Distribution: Southern Brazil to Uruguay and central Argentina.

CLELIA RUSTICA (Cope), new combination
rustica group

- 1878 Oxyrhopus rusticus Cope, Proc. Amer. Phil. Soc., 17 (1877): 92. Type-locality: Argentina?

Distribution: Southern Minas Gerais and Rio de Janeiro, Brazil south to Uruguay and Buenos Aires; west to Tucumán and Jujuy in Argentina.

CLELIA SCYTALINA (Cope)
scytalina group

- 1867 Scolecophis scytalinus Cope, Proc. Acad. Nat. Sci. Phila., 1866: 320. Type-locality: Near Tabasco, Mexico.
1897 Oxyrhopus proximus Bocourt, Miss. Sci. Mex., Rept.: 856, pl. 67, figs. 3-4. Type-locality: Western [southern] slope of Volcán Atitlan, Guatemala.
1942 Clelia clelia immaculata Smith, Proc. U.S. Nat. Mus., 92: 394. Type-locality: "Guadalajara", Mexico; see Zweifel, Amer. Mus. Novitates, no. 1949, 1959, 1-9, for comments on this type locality.
1963 Clelia scytalina-Stuart, Misc. Publ. Mus. Zool. Univ. Mich., 122: 90.

Distribution: Veracruz, Mexico on Atlantic slope and Colima on Pacific slope along Pacific highlands to Costa Rica.

COLUBER Linnaeus

- 1758 Coluber Linnaeus, Systema Naturae, Ed. 10: 216. Type-species: Coluber constrictor Linnaeus.
- 1818 Scoliophis Lesueur, J. Phys. Chim. Hist. Nat., 86: 297. Type-species: Scoliophis atlanticus Lesueur.
- 1826 Hemorrhoids Boie, Isis von Oken, 19: 982. Type-species: Coluber hippocrepis Linnaeus.
- 1826 Tyria Fitzinger, Neue Classification der Reptilien: 29. Type-species: none given.
- 1827 Haemorrhoids Boie, Isis von Oken, 20: 538. Type-species: Coluber trabalis Pallas = Coluber jugularis Linnaeus.
- 1830 Periops Wagler, Nat. Syst. Amphib.: 189. Type-species: Coluber hippocrepis Linnaeus.
- 1843 Eremiophis Fitzinger, Systema Reptilium: 25. Type-species: Coluber trabalis Boie (? = Coluber jugularis Linnaeus).
- 1853 Bascanion Baird and Girard, Cat. N. Amer. Rept.: 93. Type-species: Coluber constrictor Linnaeus.
- 1854 Coryphodon Duméril, Bibron and Duméril, Erp. Gén., 7: 180. Type-species: Coluber capistratus Lichtenstein.
- 1860 Platyceps Blyth, Jour. Asiatic Soc. Bengal, 29: 114. Type-species: Platyceps semifasciatus Blyth.
- 1862 Bascanium Cope (emendation of Bascanion Baird and Girard), Proc. Acad. Nat. Sci. Phila., 1862: 338.
- 1865 Megablabe Günther, Ann. Mag. Nat. Hist., (3) 15: 92. Type-species: Megablabe olivaceus Günther.
- 1868 Dolichophis Gistel, Blicke Leben U. Natur, 155. [Paper not seen; synonymy according to Romer, Osteology of the Reptiles, 1956, 576.]
- 1895 Acanthocalyx Cope, Trans. Amer. Phil. Soc., 18: 204. Type-species: Coluber ventromaculatus Gray.
- 1924 Argyrogena Werner, Sitz. Math.-Naturwiss. K. Akad. Wiss. Wien, 193, abt. 1: 50, fig. 4. Type-species: Argyrogena rostrata Werner = Coluber fasciolatus (Russell).

Distribution: Central America, North America, Europe, North Africa, Asia, East Indies.

Content: As few as four or as many as 25, depending upon whether the partition of the genus suggested by Clark and Inger, Copeia, 1943, 141-145, is accepted or not. Some recent authors have accepted it (Smith, Taylor, Auffenberg) but others continue to use Coluber in the older sense (Mertens, Minton, Wermuth). Only one species is found within limits of this work.

COLUBER CONSTRICTOR Linnaeus

- 1758 Coluber Constrictor Linnaeus, Systema Naturae, Ed. 10: 216. Type-locality: Canada.

Distribution: Parts of southern Canada, all of United States, eastern Mexico to northern Guatemala.

Content: Eight subspecies, according to Auffenberg, Tulane Stud. Zool., 2, 1955, 146, of which only one is found within limits of this work.

Coluber constrictor stejnegerianus (Cope)

- 1895 Zamenis stejnegerianus Cope, Amer. Nat., 29: 678. Type-locality: Cameron County, Texas.
- 1934 Coluber ortenburgeri Stuart, Occ. Pap. Mus. Zool. Univ. Mich., 284: 1. Type-locality: Kalto Sabana, 3 mi west of La Libertad, El Péten, Guatemala.
- 1942 Coluber constrictor stejnegerianus—Muliak and Muliak, Copeia, 1942: 14.

Distribution: Low elevations, southern Texas through Gulf coastal plain of Mexico to northern Guatemala.

CONIOPHANES Hallowell

- 1860 Coniophanes Hallowell, in Cope, Proc. Acad. Nat. Sci. Phila., 1860: 24B. Type-species: Coronella fissidens Günther.
 1863 Glaphyrophis Jan, Arch. Zool. Anat. Fis., 2: 304. Type-species: Glaphyrophis pictus Jan.
 1885 Hydrocalamus Cope, Proc. Amer. Phil. Soc., 22 (1884): 176. Type-species: Homalopsis quinquevittatus Duméril, Bibron and Duméri.

Distribution: Extreme southern Texas through Mexico and Central America to Pacific Colombia, Ecuador and Peru.

Content: Twelve species, of which four (andresensis Bailey, frangivirgatus Peters, lateritius Cope, and meridanus Schmidt and Andrews) are extralimital.

Comment: Coniophanes brevifrons Bailey, Occ. Pap. Mus. Zool. Univ. Mich., 362, 1937, 3, has been shown to be a synonym of Coniophanes andresensis by Dunn and Saxe, Proc. Acad. Nat. Sci. Phila., 102, 1950, 162. The latter is confined to San Andres Island, Colombia.

Key to the species

Clave de especies

- | | |
|--|--|
| 1. Dorsal scales in 21 or fewer rows-----2
Dorsal scales in 23-25 rows-----8 | 1. Escamas dorsales en no más de 21 hileras longitudinales como máximo-----2
Escamas dorsales dispuestas en 23 a 25 hileras longitudinales-----8 |
| 2. Dorsal scales in 21 rows-----3
Dorsal scales in 19 or fewer rows-----5 | 2. Escamas dorsales dispuestas en 21 hileras longitudinales-----3
Escamas dorsales dispuestas en 19 hileras longitudinales como máximo-----5 |
| 3. Large, dark, rounded spot on external border of each ventral-----4
Ventrals immaculate, lightly bordered by dorsal ground color, or with very fine punctate spotting; if spots are present, they are small----- <u>fissidens</u> | 3. Una mancha grande oscura redondeada en el borde externo de cada placa abdominal-----4
Escudos abdominales immaculados o ligeramente bordeados por el tono general del cuerpo, o muy finas punteaciones oscuras, si hay manchas laterales, son muy pequeñas----- <u>fissidens</u> |
| 4. Ventrals more than 150----- <u>quinquevittatus</u>
Ventrals fewer than 150----- <u>bipunctatus</u> | 4. Más de 150 ventrales----- <u>quinquevittatus</u>
Menos de 150 ventrales----- <u>bipunctatus</u> |
| 5. Dorsal scales in 19 rows-----6
Dorsal scales in 17 rows----- <u>joanae</u> | 5. Escamas dorsales dispuestas en 19 hileras-----6
Escamas dorsales dispuestas en 17 hileras----- <u>joanae</u> |
| 6. Middorsal stripe one scale row wide, either continuous or broken, may be absent entirely-7
Middorsal stripe five scale rows wide, always continuous----- <u>dromiciformis</u> | 6. Una banda dorsal continúa o quebrada, del ancho de una escama-----7
Una banda dorsal continúa, nunca quebrada, de cinco escamas de ancho----- <u>dromiciformis</u> |
| 7. No light temporal stripe through eye; hemipenis unifurcate, spinose, capitate----- <u>fissidens</u>
Light temporal stripe through top of eye; hemipenis bifurcate, spineless----- <u>imperialis</u> | 7. Sin línea clara temporal a través del ojo; hemipenes unifurcados, espinosos y capitados----- <u>fissidens</u>
Línea clara temporal a través de la parte superior del ojo; hemipenes bifurcados, no espinosos----- <u>imperialis</u> |
| 8. Lateral dark stripes four to five scale rows wide, sharply defined on longer edge----- <u>piceivittis</u>
Lateral dark stripes 1/2 - 1-1/2 scale rows wide, shading gradually to ventrals--- <u>schmidti</u> | 8. Bandas oscuras laterales ocupan cuatro a cinco filas de escamas con borde bien definido----- <u>piceivittis</u>
Bandas oscuras laterales ocupan entre un medio y una y media filas de escamas; esfumándose gradualmente hacia los ventrales----- <u>schmidti</u> |

CONIOPHANES BIPUNCTATUS (Günther)

- 1858 Coronella bipunctata Günther, Cat. Sn. Brit. Mus.: 36. Type-locality: Unknown; suggested as British Honduras by Schmidt, Zool. Ser. Field Mus. Nat. Hist., 22, 1941, 504.
 1866 Coniophanes bipunctatus—Cope, Proc. Acad. Nat. Sci. Phila., 1866: 128.

Distribution: Tehuantepec and southern Veracruz, Mexico through Central America to northwestern Panama.

Content: Two subspecies, of which one (biseriatus Smith) is extralimital.

Coniophanes bipunctatus bipunctatus (Günther)

- 1863 G. [laphyrophis] pictus Jan, Arch. Zool. Anat. Fis., 2: 305. Type-locality: None given.
 1940 [Coniophanes bipunctatus] bipunctatus—Smith, Proc. Biol. Soc. Washington, 53: 59.

Distribution: Humid lowlands; southern Veracruz, Mexico, east through northern El Petén, Guatemala, into British Honduras, northern Honduras, Nicaragua, and northwestern Panama.

CONIOPHANES DROMICIFORMIS (Peters)

- 1863 Tachymenis dromiciformis Peters, Monats. Akad. Wiss. Berlin, 1863: 273. Type-locality: Guayaquil, Ecuador.
 1866 C. [oniophanes] dromiciformis—Cope, Proc. Acad. Nat. Sci. Phila., 1866: 128.
 1892 Coniophanes signatus Garman, Bull. Essex Inst., 24: 91. Type-locality: Guayaquil, Ecuador.
 1939 Coniophanes dromiciformis—Bailey, Pap. Mich. Acad. Sci., 24 (1938): 32.

Distribution: Pacific coastal areas of southern Ecuador and northern Peru.

CONIOPHANES FISSIDENS (Günther)

- 1858 Coronella fissidens Günther, Cat. Sn. Brit. Mus.: 36. Type-locality: Mexico; restricted to San Andres Tuxtla, Veracruz, Mexico, by Smith and Taylor, Univ. Kansas Sci. Bull., 33, 1950, 350.
 1860 C. [oniophanes] fissidens—Cope, Proc. Acad. Nat. Sci. Phila., 1860: 248.

Distribution: Both slopes in Mexico, from Nayarit and Veracruz throughout Central America to northwestern Ecuador.

Content: Six subspecies, of which three (convergens Shannon and Smith, dispersus Smith, and proterops Cope) are extralimital.

Key to the subspecies

1. No dorsolateral white stripe on neck-----2
 Dorsolateral white stripe extending posteriorly a considerable distance on neck-----
 -----fissidens
2. With distinctive dark paravertebral spots-----punctigularis
 Lacking dark paravertebral spots--obsoletus

Clave de subspecies

1. Sin línea blanca dorsolateral en la nuca--2
 Con banda blanca dorsolateral que se extiende posteriormente a considerable distancia de la nuca-----fissidens
2. Con manchas oscuras paravertebrales distintas-----punctigularis
 Sin manchas oscuras paravertebrales-----obsoletus

Coniophanes fissidens fissidens (Günther)

- 1937 [Coniophanes] fissidens fissidens—Bailey, Occ. Pap. Mus. Zool. Univ. Mich., 362: 5.

Distribution: Central Veracruz south on Atlantic coast of Central America to northwestern Ecuador, avoiding high mountains and Yucatán Peninsula.

Coniophanes fissidens obsoletus Minton and Smith

- 1962 Coniophanes fissidens obsoletus Minton and Smith, Herpetologica, 16: 108, fig. 1. Type-locality: Max Cone Finca, 1 mi east of Volcán de Buenos Aires, Puntarenas Province, Costa Rica.

Distribution: Known from type locality and Turrialba, Costa Rica.

Coniophanes fissidens punctigularis Cope

- 1860 C. [oniophanes] punctigularis Cope, Proc. Acad. Nat. Sci. Phila., 1860: 248. Type-locality: Honduras.
 1878 Dromicus chitalonensis Müller, Verh. Naturforsch. Ges. Basel, 6: 407. Type-locality: Hacienda Chitalón, near Mazatenango, Guatemala.
 1941 Coniophanes fissidens punctigularis—Smith, Proc. U.S. Nat. Mus., 91: 107.

Distribution: Low and moderate elevations of Pacific slope in Tehuantepec, Mexico, to Costa Rica.

 CONIOPHANES

CONIOPHANES IMPERIALIS (Baird and Girard)

- 1859 Taeniophis imperialis Baird and Girard, in Baird, Reptiles of the Boundary: 23, pl. 19, fig. 1.
 Type-locality: Given as Brownsville, Texas, but recorded as Matamoros, Tamaulipas, Mexico in USNM Catalogue, according to Cochran, Bull. U.S. Nat. Mus., 220, 1961, 216.
- 1861 [Coniophanes] imperialis—Cope, Proc. Acad. Nat. Sci. Phila., 1861: 74.

Distribution: Southern Texas to northern Honduras on Caribbean slope.

Content: Three subspecies, of which two (imperialis Baird and Girard and copei Hartweg and Oliver) are extralimital.

Coniophanes imperialis clavatus (Peters)

- 1864 Dromicus (Dromicus) clavatus Peters, Monats. Akad. Wiss. Berlin, 1864: 388. Type-locality: Mexico.
- 1937 Coniophanes imperialis clavatus—Bailey, Occ. Pap. Mus. Zool. Univ. Mich., 362: 6.

Distribution: Low elevations of Caribbean slope, Veracruz, Mexico, to northern Honduras.

CONIOPHANES JOANAE Myers

- 1966 Coniophanes joanae Myers, Copeia, 1966: 665, figs. 1-2. Type-locality: Cerro Pirre, Serranía de Pirre, Darién, Panama, 1440 m.

Distribution: Highlands of eastern Panama.

CONIOPHANES PICEIVITTIS Cope

- 1870 Coniophanes piceivittis Cope, Proc. Amer. Phil. Soc., 11 (1869): 149. Type-locality: Chihuitan, Oaxaca, Mexico.
- 1870 I. [achymenis] taeniata Peters, Monats. Akad. Wiss. Berlin, 1869: 876. Type-locality: Mexico.

Distribution: Guerrero, Mexico to Costa Rica on Pacific slope; central Honduras. Not yet recorded in Guatemala.

Content: Two subspecies, of which one (taylori Hall) is extralimital.

Coniophanes piceivittis piceivittis Cope

- 1951 Coniophanes piceivittis piceivittis—Hall, Univ. Kansas Sci. Bull., 34: 208, fig. 3.

Distribution: As for species, except Guerrero, Mexico.

CONIOPHANES QUINQUEVITTATUS (Duméril, Bibron and Duméril)

- 1854 Homalopsis quinquevittatus Duméril, Bibron and Duméril, Erp. Gén., 7: 975. Type-locality: Unknown.
- 1865 C. [alopisma] quinquevittatum var. mexicana Jan, Arch. Zool. Anat. Fis., 3: 55. Type-locality: Mexico.
- 1871 Hydrops lubricus Cope, Proc. Acad. Nat. Sci. Phila., 1871: 217. Type-locality: Río Coatzacoalcos, Veracruz, Mexico.
- 1939 Coniophanes quinquevittatus—Bailey, Pap. Mich. Acad. Sci., 24 (1938): 26, pl. 1, fig. 6.

Distribution: Caribbean lowlands; southern Veracruz, Mexico, to northern Guatemala.

CONIOPHANES SCHMIDTI Bailey

- 1937 Coniophanes schmidti Bailey, Occ. Pap. Mus. Zool. Univ. Mich., 362: 1. Type-locality: Chichen Itzá, Yucatán, Mexico.

Distribution: Lowlands of Yucatán Peninsula to British Honduras and central El Petén, Guatemala.

CONOPHIS Peters


1860 Conophis Peters, Monats. Akad. Wiss. Berlin, 1860: 519, fig. 3. Type-species: Conophis vittatus Peters.

Distribution: Semiarid regions of southern Mexico and Central America to Costa Rica.


Content: Four species, according to the most recent revision by Wellman, Univ. Kansas Publ. Mus. Nat. Hist., 15, 1963. One species (vittatus Peters) is extralimital.

Key to the species


1. Supralabials immaculate or having dark borders below; head and body usually pale with dark stripes, or without stripes-----2
Supralabials having black borders above; head and body generally black with two or four white lines running length of body (fig. 1)---
-----nevermanni



(Fig. 1)



(Fig. 2)



(Fig. 3)

Figs. 1-3. Color patterns in Conophis (1 and 2 from Wellman, 1963).

2. Lateral dark stripe through eye involving upper half of second scale-row (fig. 2); dark stripe on paravertebral row at least posteriorly-----pulcher
Lateral dark stripe becoming indistinct on body, or restricted to fourth or third and fourth rows anteriorly, not involving second scale-row on anterior first third of body; an auxiliary lateral stripe sometimes present involving second row; no paravertebral stripes-----lineatus

Clave de especies

1. Supralabiales inmaculadas o con bordes inferiores oscuros; cabeza y cuerpo usualmente claros con o sin líneas oscuras-----2
Bordes superiores de supralabiales negros; cabeza y cuerpo generalmente negros con dos o cuatro líneas blancas a lo largo del cuerpo (fig. 1)-----nevermanni

2. Línea oscura lateral a través del ojo ocupa la mitad superior de la segunda fila de escamas (fig. 2); a lo menos posteriormente hay una línea oscura paravertebral-----pulcher
Línea oscura lateral indistinta sobre el cuerpo o restringida anteriormente a la cuarta, o tercera y cuarta fila de escamas; no presente en la segunda fila, en el primer tercio del cuerpo; ocasionalmente una línea auxiliar presente en la segunda fila; no hay línea paravertebral -----lineatus

CONOPHIS LINEATUS (Duméril, Sibron and Duméril)

1854 Tomodon lineatum Duméril, Bibron and Duméril, Erp. Gén. 7: 936, pl. 73. Type-locality: Mexico.

1871 Conophis lineatus—Cope, Third Ann. Rep. Peabody Acad. Sci., 1869: 8.

1963 Conophis lineatus—Wellman, Univ. Kansas Publ. Mus. Nat. Hist., 15: 262.

Distribution: From Veracruz and Yucatán, Mexico to Costa Rica.

Content: Three subspecies, one (lineatus Duméril, Sibron and Duméril) extralimital.

Key to the subspecies

1. Stripes disappearing posteriorly (except for small spots of pigment on scale-row four or seven); first scale-row unpigmented (fig. 3)-----concolor
Stripes present posteriorly; first scale-row pigmented (fig. 4)-----dunni

Clave de subspecies

1. Posteriormente, lineado dorsal ausente (excepto pequeños puntos sobre la hilera cuarta o séptima); primera hilera no pigmentada (fig. 3)-----concolor
Posteriormente, lineado dorsal presente; primera hilera pigmentada (fig. 4)---dunni

Conophis lineatus concolor Cope

- 1867 Conophis concolor Cope, Proc. Acad. Nat. Sci. Phila., 1866: 318. Type-locality: "Yucatan", restricted to Chichén Itzá, Yucatán, Mexico, by Smith and Taylor, Univ. Kansas Sci. Bull., 33, 1950, 352.
- 1900 Conophis lineaticeps Cope, Ann. Rept. U. S. Nat. Mus., 1898: 1094. Type-locality: Petén, Guatemala.
- 1941 Conophis lineatus concolor—Smith, Jour. Wash. Acad. Sci., 31: 122.
- 1963 Conophis lineatus concolor—Wellman, Univ. Kansas Publ. Mus. Nat. Hist., 15: 270.

Distribution: Yucatán Peninsula, northern Guatemala, northern third of British Honduras, and questionable record for northeastern Honduras.

Conophis lineatus dunnii Smith

- 1941 Conophis lineatus similis Smith (preoccupied by similis Bocourt, 1886), Jour. Wash. Acad. Sci., 31: 123. Type-locality: Managua, Nicaragua.
- 1942 Conophis lineatus dunnii Smith (substitute name for similis Smith), Proc. U. S. Nat. Mus., 92: 395. Type-locality: Managua, Nicaragua.
- 1963 Conophis lineatus dunnii—Wellman, Univ. Kansas Publ. Mus. Nat. Hist., 15: 262.

Distribution: Semiarid habitats from sea level to 1000 m from Cuilco Valley in western Guatemala, El Petén, and British Honduras to northeastern and southern Honduras, western Nicaragua and northwestern Costa Rica.




Fig. 4. Variations in color pattern of C. l. dunnii from different parts of its range (from Wellman, 1963).

CONOPHIS NEVERMANNI Dunn

- 1937 Conophis nevermanni Dunn, Copeia, 1937: 214. Type-locality: Río Poas de Aserri (a few mi south of San José), Costa Rica.
- 1963 Conophis nevermanni—Wellman, Univ. Kansas Publ. Mus. Nat. Hist., 15, 272.

Distribution: Pacific coast of Honduras and northwestern Costa Rica; Meseta Central of Costa Rica.

CONOPHIS PULCHER Cope

- 1869 Conophis pulcher Cope, Proc. Acad. Nat. Sci. Phila., 1869: 308. Type-locality: Petén or Verapaz, Guatemala.
- 1886 Conophis pulcher var similis Bocourt, Miss. Sci. Mex., Rept.: 647, pl. 38, fig. 6. Type-locality: unknown; restricted to Tonalá, Chiapas, by Smith and Taylor, Univ. Kansas Sci. Bull., 33, 1950, 326.
- 1941 Conophis pulcher plagosus Smith, Jour. Wash. Acad. Sci., 31: 121. Type-locality: Tonalá, Chiapas.
- 1963 Conophis pulcher—Wellman, Univ. Kansas Publ. Mus. Nat. Hist., 15: 274.

Distribution: Pacific coastal region of Chiapas, Mexico, into Guatemala; southeastern highlands and dry valley of central and eastern Guatemala; Caribbean lowlands of Honduras south to region of Tegucigalpa.

CORALLUS Daudin

- 1803 Corallus Daudin, Hist. Nat. Rept., 5: 256. Type-species: Corallus obtusirostris Daudin.
 1824 Xiphosoma Wagler, In Spix, Sp. Nov. Serp. Brasil: 40. Type-species: Boa canina Linnaeus.
 1860 Chrysenis Gray, Proc. Zool. Soc. London, 1860: 132. Type-species: Chrysenis batesii Gray.

Distribution: Nicaragua to Amazonian South America; Windward Islands.

Content: Three species.

Key to the species

Clave de especies

- | | |
|--|---|
| <p>1. Nasals separated; fewer than 85 subcaudals----2
 Nasals in contact; more than 100 subcaudals----
 -----<u>enydris</u></p> <p>2. Dorsals in 61 or more rows; ventrals fewer than
 225-----<u>caninus</u>
 Dorsals in fewer than 60 rows; ventrals more
 than 230-----<u>annulatus</u></p> | <p>1. Nasales separados; menos de 85 subcaudales----2
 Nasales en contacto; más de 100 subcaudales----
 -----<u>enydris</u></p> <p>2. Escamas dorsales en 61 o más hileras; ventrales
 menos de 225-----<u>caninus</u>
 Escamas dorsales en menos de 60 hileras;
 ventrales más de 230-----<u>annulatus</u></p> |
|--|---|

CORALLUS ANNULATUS (Cope)

- 1876 Xiphosoma annulatum Cope, Jour. Acad. Nat. Sci. Phila., (2) B (1875): 129, pl. 28, fig. 6.
 Type-locality: Costa Rica.
 1893 Corallus annulatus—Boulenger, Cat. Sn. Brit. Mus., 1: 102.

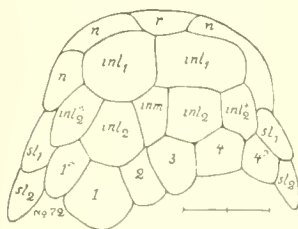
Distribution: Nicaragua to Ecuador.

Content: Three subspecies.

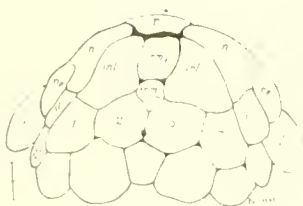
Key to the subspecies

Clave de subspecies

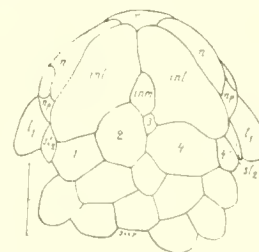
- | | |
|---|---|
| <p>1. With one pair of internasals-----2
 More than one pair of internasals; anterior
 lateral internasals in contact; posterior
 internasals separated by single median
 scale (Fig. 1)-----<u>annulatus</u></p> | <p>1. Con un par de internasales-----2
 Más de un par de internasales; internasales
 anteriores en contacto, posteriores separa-
 das por una escama mediana (Fig. 1)-----
 -----<u>annulatus</u></p> |
|---|---|



1



2



3

Tip of snout as viewed from above in subspecies of Corallus annulatus (taken from Rendahl and Vestergren, 1941). Abbreviations used are: INL₁-anterior lateral nasal; INL₂-posterior lateral nasal; INM-medial internasal; N-nasal; R-rostral; SL-supralorals; Nos. 1 to 4 represent a series of scales considered by Rendahl and Vestergren to be same in all three subspecies. Fig. 1, a. annulatus. Fig. 2, a. blombergi. Fig. 3, a. colombianus.

- | | |
|--|--|
| <p>2. Two medium-sized lateral internasals
 separated by two median scales arranged
 one behind other (Fig. 2)-----
 -----<u>blombergi</u>
 Large pair of lateral internasals which are
 in contact anteriorly but separated
 posteriorly by single median internasal
 (Fig. 3)-----<u>colombianus</u></p> | <p>2. Dos internasales laterales de tamaño medio,
 separadas por dos escamas medianas
 ubicadas una detrás de la otra (Fig. 2)---
 -----<u>blombergi</u>
 Dos grandes internasales laterales, en
 contacto anteriormente y separadas
 posteriormente por una escama mediana
 (Fig. 3)-----<u>colombianus</u></p> |
|--|--|

CORALLUS

Corallus annulatus annulatus (Cope)

- 1940 [Boa annulata annulata]—Rendahl and Vestergren, Ark. för Zool., 33A (1): 2.
 1957 [Corallus] a. [annulata] annulata—Peters, Amer. Mus. Novitates, 1851: 2.

Distribution: Nicaragua to Colombia.

Corallus annulatus blombergi (Rendahl and Vestergren)

- 1941 Boa annulata blombergi Rendahl and Vestergren, Ark. för Zool., 33A (5): 1, figs. 6-7.
 Type-locality: Río Zamora, eastern Ecuador.
 1957 [Corallus annulatus] blombergi—Peters, Amer. Mus. Novitates, 1851: 2.

Distribution: Known only from type locality.

Corallus annulatus colombianus (Rendahl and Vestergren)

- 1940 Boa annulata colombiana Rendahl and Vestergren, Ark. för Zool., 33A (1): 2, fig. 1.
 Type-locality: Cabeceras, Chocó, Colombia.
 1957 Corallus annulata colombiana—Peters, Amer. Mus. Novitates, 1851: 1.

Distribution: Pacific lowlands of Colombia and northwestern Ecuador.

CORALLUS CANINUS (Linnaeus)

- 1758 Boa canina Linnaeus, Systema Naturae, Ed. 10: 215. Type-locality: America.
 1758 Boa Hipnale Linnaeus, Systema Naturae, Ed. 10: 215. Type-locality: Asia.
 1768 Boa thalassina Laurenti (substitute name for Boa canina Linnaeus), Synopsis Reptilium: 89.
 1768 Boa aurantiaca Laurenti, Synopsis Reptilium: 89. Type-locality: America.
 1768 Boa exigua Laurenti (substitute name for Boa Hipnale Linnaeus), Synopsis Reptilium: 89.
 1824 Xiphosoma araramboya Wagler, in Spix, Sp. Nov. Serp. Brasil.: 45, pl. 16. Type-locality: the rio Negro, Amazonas, Brazil.
 1860 Chrysenis batesii Gray, Proc. Zool. Soc. London, 1860: 132, pl. 24. Type-locality: Upper Amazon.
 1893 Corallus caninus—Boulenger, Cat. Sn. Brit. Mus., 1: 102.

Distribution: Amazonian Basin of Colombia, Venezuela, Brazil, Ecuador, Peru, Bolivia; also Guianas.

CORALLUS ENYDRIS (Linnaeus)

- 1758 Boa Enydris Linnaeus, Systema Naturae, Ed. 10: 215. Type-locality: America.
 1951 Corallus enydris—Forcart, Herpetologica, 7: 197.

Distribution: Nicaragua to Ecuador and Peru; Windward Islands.

Content: Two subspecies.

Comment: Authors since Boulenger's Catalogues have used hortulanus Linnaeus and enydris Linnaeus equally as often for this taxon. We follow the latest check list of the Boidae by Stimson, Das Tierreich, 89, 1969, in the use of enydris.

Key to the subspecies

1. Rounded dorsal and lateral blotches; more than 50 scale rows-----cookii
 Rhomboid dorsal and lateral blotches; fewer than 50 scale rows-----enydris

Clave de subspecies

1. Manchas dorsales y laterales redondeadas; más de 50 filas de escamas-----cookii
 Manchas dorsales y laterales romboidales; menos de 50 filas de escamas-----enydris

Corallus enydris enydris (Linnaeus)

- 1758 Boa hortulana Linnaeus, Systema Naturae, Ed. 10: 215. Type-locality: America.
 1768 Vipera bitis Laurenti, Synopsis Reptilium: 102. Type-locality: Brazil.
 1768 Vipera madarensis Laurenti, Synopsis Reptilium: 102. Type-locality: "Isle Madère."
 1796 Boa Merremii Sentzen, in Meyer, Zool. Arch., 2: 53. Type-locality: unknown.
 1798 Boa Ambleocephala Donndorff, Zoologische Beyträge, 3: 149. Type-locality: none given.
 1802 Boa obtusiceps Bechstein, in Lacépède's Naturgesch. Amphibien, 5: 46. Type-locality: none given.
 1803 Corallus obtusirostris Daudin (substitute name for Boa Merremii Sentzen), Hist. Nat. Rept., 5: 259.
 1824 Xiphosoma ornatum Wagler, in Spix, Sp. Nov. Serp. Brasil.: 40, pl. 14, fig. 2. Type-locality: Rio Solimões, Brazil.
 1824 Xiphosoma dorsuale Wagler (substitute name for Boa hortulana Linnaeus), in Spix, Sp. Nov. Serp. Brasil.: 43, pl. 15.
 1834 Boa modesta Reuss, Abh. Mus. Senckenbergianum, 1: 129. Type-locality: Ilheus, Bahia, Brazil.
 1842 Corallus maculatus Gray, Zoological Miscellany, 1842: 42. Type-locality: Berbice, Guyana.
 1951 Corallus enydris enydris—Forcart, Herpetologica, 7: 197.

Distribution: Northern and western Brazil, southern Venezuela, Guianas; Amazonian Ecuador, Peru, and Bolivia.

Corallus enydris cookii Gray

- 1842 Corallus Cookii Gray, Zoological Miscellany, 1842: 42. Type-locality: America.
 1876 Xiphosoma ruschenbergii Cope, Jour. Acad. Nat. Sci. Phila., (2) 8 (1875): 129. Type-locality: Panama.
 1914 Boa grenadensis Barbour, Mem. Mus. Comp. Zool., 44: 327. Type locality: St. George's, Grenada Island, West Indies.
 1934 Boa salmonidia Briceño, Bol. Minist. Salubr. Agric. Gría, Venezuela, 1 (14): 1141. Type-locality: Río de Oro, on Colombian frontier, Distrito Colon, Estado de Zulia, Venezuela.
 1951 Corallus enydris cookii—Forcart, Herpetologica, 7: 197.

Distribution: Nicaragua to Colombia; northern and central Venezuela; Trinidad; Windward Islands.

CROTALUS Linnaeus

- 1758 Crotalus Linnaeus, Systema Naturae, Ed. 10: 214. Type-species: Crotalus horridus Linnaeus, confirmed by Opinion 92, Int. Comm. Zool. Nomen.
- 1764 Crotalophorus Houttuyn, Natuur. Hist., 6, part 1: 290. Type-species: Crotalus horridus Linnaeus.
- 1768 Caudisona Laurenti, Synopsis Reptilium: 92. Type-species: Caudisona terrificus Laurenti.
- 1818 Crotalinus Rafinesque, Amer. Month. Mag. Crit. Rev., 3: 446. Type-species: Crotalinus cyanurus Rafinesque = Crotalus horridus Linnaeus.
- 1822 Crotalus Fleming (not of Linnaeus, 1758), Philos. of Zool., 2: 294. Type-species: Crotalus miliaris Linnaeus.
- 1825 Crotalophorus Gray (not of Houttuyn, 1764), Ann. Philos., 10: 205. Type-species: Crotalus miliaris Linnaeus.
- 1826 Caudisona Fitzinger (not of Laurenti, 1768), Neue Classification der Reptilien: 63. Type-species: Crotalus miliaris Linnaeus.
- 1830 Uropsophus Wagler, Nat. Syst. Amph.: 176. Type-species: Uropsophus triseriatus Wiegmann.
- 1843 Urocrotalon Fitzinger, Systema Reptilium: 29. Type-species: Crotalus durissus Linnaeus.
- 1867 Aploaspis Cope, Proc. Acad. Nat. Sci. Phila., 1866: 310. Type-species: Caudisona lepida Kennicott.
- 1875 Aechmophrys Coues, in Wheeler, Rept. Explor. and Surv. West of 100th Mer., 5: 609. Type-species: Crotalus cerastes Hallowell.
- 1883 Sistrurus Garman, Mem. Mus. Comp. Zool., 8: 118. Type-species: Crotalus miliaris Linnaeus.
- 1883 Haploaspis Cope (emendation of Aploaspis Cope), Proc. Acad. Nat. Sci. Phila., 1883: 13.

Distribution: The Americas.

Content: About 26 species, of which only two occur within the limits of this work, according to latest revision, by Klauber, Rattlesnakes, 1956. Hoge, Mem. Inst. Butantan, 32, 1965 (1966), is followed, as the most recent summary of the genus, in using Crotalus and Sistrurus as subgenera.

Key to the species

Clave de especies

- | | |
|---|--|
| <p>1. Pattern obsolete; never conspicuous-----2
 Pattern well-defined, always conspicuous-----
 -----<u>durissus</u></p> <p>2. With scattered white spots or streaks on some
 but not all scales-----<u>vegrandis</u>
 No scattered white streaks on scales---<u>durissus</u></p> | <p>1. Diseño obsoleto; nunca conspicuo-----2
 Diseño definido, siempre conspicuo-----<u>durissus</u></p> <p>2. Con algunas escamas salpicadas de puntos o
 líneas blancas-----<u>vegrandis</u>
 Escamas no salpicadas de líneas blancas-----
 -----<u>durissus</u></p> |
|---|--|

CROTALUS (CROTALUS) DURISSUS Linnaeus

- 1758 Crotalus Durissus Linnaeus, Systema Naturae, Ed. 10: 214. Type-locality: America; restricted to Jalapa, Veracruz, Mexico, by Smith and Taylor, Univ. Kansas Sci. Bull., 33, 1950, 348.

Distribution: Discontinuous; Mexico to Costa Rica; savannas of South America. See map in Hoge, Mem. Inst. Butantan, 32, 1965 (1966), 138.

Content: Twelve subspecies, of which two (culminatus Klauber and toionacus Gloyd and Kauffeld) are extralimital.

Key to the subspecies

Clave de subspecies

- | | |
|---|---|
| <p>1. Conspicuous pattern of longitudinal bands
 on neck, followed by rhomboid blotches
 strongly contrasting with ground color---2
 No conspicuous pattern (except in juven-
 iles), no strongly contrasting colors-----
 -----<u>unicolor</u></p> <p>2. Centers of rhomboid blotches light,
 conspicuous in contrast to rest of blotch-----3
 Centers of rhomboid blotches not light,
 only slightly lighter than rest of blotch-----
 -----<u>terrificus</u></p> | <p>1. Diseño conspicuo de bandas longitudinales
 en la nuca, seguido de manchas romboidales
 contrastantes con el color de fondo-----2
 Diseño no conspicuo (excepto en juveniles),
 no acentuado por contraste entre colores
 claros y oscuros-----<u>unicolor</u></p> <p>2. Centros de manchas romboidales claros,
 destacándose en contraste con el resto del
 rombo-----3
 Centros de manchas romboidales no claros o
 muy ligeramente más claros que el resto
 del rombo-----<u>terrificus</u></p> |
|---|---|

- | | |
|--|--|
| <p>3. Paravertebral nuchal stripes of uniform color, center not lighter than borders---4
Paravertebral nuchal stripes very broad (four scale rows) with lighter borders and center lighter than borders-----<u>ruruima</u></p> <p>4. Paravertebral nuchal stripes wider than single scale-----5
Paravertebral nuchal stripes one scale row wide-----<u>dryinus</u></p> <p>5. Paravertebral nuchal stripes long, usually longer than one head length-----6
Paravertebral nuchal stripes short, less than one head length-----<u>cascavella</u></p> <p>6. Paravertebral nuchal stripes lack accessory stripes below-----7
Paravertebral nuchal stripes with continuous or interrupted stripes beneath them, never with single accessory spot-----8</p> <p>7. With single, simple accessory spot beneath paravertebral nuchal stripe-----<u>durissus</u>
Lacking any accessory spots beneath paravertebral nuchal stripe-----<u>tzabcan</u></p> <p>8. Paravertebral nuchal stripes with continuous dark stripe below-----9
Paravertebral nuchal stripes with series of dark spots below-----<u>marajoensis</u></p> <p>9. Loreal indistinguishable from other lateral head scales-----<u>collilineatus</u>
Loreal clearly distinguishable from other lateral head scales-----<u>cumanensis</u></p> | <p>3. Cintas paravertebrales nucales de color uniforme; con centro no más claro que los bordes-----4
Cintas paravertebrales nucales muy anchas (cuatro escamas) limitadas de claro exteriormente; con el centro más claro que los bordes-----<u>ruruima</u></p> <p>4. Cintas paravertebrales nucales más anchas que una escama-----5
Cintas paravertebrales nucales de una escama de ancho-----<u>dryinus</u></p> <p>5. Cintas nucales paravertebrales largas; normalmente más largas sobre la nuca que la longitud de la cabeza-----6
Cintas nucales paravertebrales cortas; menores que la longitud de la cabeza-----<u>cascavella</u></p> <p>6. Cintas paravertebrales nucales sin cintas accesorias debajo-----7
Cintas paravertebrales nucales con cintas continuas o interrumpidas debajo; nunca una simple mancha accesoria-----8</p> <p>7. Con sólo una simple mancha suplementaria debajo de la cinta paravertebral nuchal-----<u>durissus</u>
Sin manchas ni cintas suplementarias debajo de la cinta paravertebral nuchal-----<u>tzabcan</u></p> <p>8. Bandas nucales paravertebrales acompañadas por líneas no interrumpidas debajo-----9
Bandas nucales paravertebrales acompañadas por una serie de puntos oscuros debajo-----<u>marajoensis</u></p> <p>9. Loreal que no se destaca del resto de las escamas látero-cefálicas-----<u>collilineatus</u>
Loreal muy clara que se destaca del resto de las escamas látero-cefálicas-----<u>cumanensis</u></p> |
|--|--|

Crotalus (Crotalus) durissus durissus Linnaeus

- 1802 Crotalus simus Latreille, in Sonnini and Latreille, Hist. Nat. Rept., 3: 202. Type-locality: "Ceylan".
1936 Crotalus durissus durissus—Klauber, Occ. Pap. San Diego Soc. Nat. Hist., 1: 4.

Distribution: Veracruz and Oaxaca, Mexico south to Costa Rica, avoiding Caribbean slope in Central America.

Crotalus (Crotalus) durissus cascavella Wagler

- 1824 Crotalus cascavella Wagler, in Spix, Sp. Nov. Serp. Bras.: 60, pl. 24. Type-locality: Bahia, Brazil; restricted through neotype designation to Mina Caraiba, Bahia, Brazil, by Hoge, Mem. Inst. Butantan, 32, 1965 (1966), 139.
1926 Crotalus terrificus var. collirhombeatus Amaral, Rev. Mus. Paulista, 15: 90, pl. 1. Type-locality: Northeastern Brazil.
1966 Crotalus durissus cascavella—Hoge, Mem. Inst. Butantan, 32 (1965): 139, pl. 12.

Distribution: Caatinga regions of northeastern Brazil.

Crotalus (Crotalus) durissus collilineatus Amaral

1926 Crotalus terrificus var. collilineatus Amaral, Rev. Mus. Paulista, 15: 90. Type-locality: None specified in original description; restricted through neotype designation to Estado de Mato Grosso, Brazil by Amaral and Hoge, in Hoge, Mem. Inst. Butantan, 32, 1965 (1966), 139.

1966 Crotalus durissus collilineatus—Hoge, Mem. Inst. Butantan, 32 (1965): 139, pl. 13.

Distribution: Goiás, Distrito Federal, Minas Gerais, northeastern São Paulo, and southwestern Mato Grosso, Brazil.

Crotalus (Crotalus) durissus cumanensis Humboldt

1833 Crotalus cumanensis Humboldt, in Humboldt and Bonpland, Recueil d'Obs. Zool. Anat. Comp., 2: 6. Type-locality: Cumaná, Venezuela.

1833 Crotalus loefflingii Humboldt, in Humboldt and Bonpland, Recueil d'Obs. Zool. Anat. Comp., 2: 6. Type-locality: Cumaná, Venezuela.

1966 Crotalus durissus cumanensis—Hoge, Mem. Inst. Butantan, 32 (1965): 142.

Distribution: Venezuela except high mountains of Andes, savannas of Monagas, and savannas of Bolivar and Amazonas.

Crotalus (Crotalus) durissus dryinus Linnaeus

1758 Crotalus Dryinas Linnaeus, Systema Naturae, Ed. 10: 214. Type-locality: America; restricted to Paramaribo, Surinam, by Hoge, Mem. Inst. Butantan, 32, 1965 (1966), 143.

1966 Crotalus durissus dryinus—Hoge, Mem. Inst. Butantan, 32 (1965): 142, pl. 14.

Distribution: Guianas.

Crotalus (Crotalus) durissus marajoensis Hoge

1966 Crotalus durissus marajoensis Hoge, Mem. Inst. Butantan, 32 (1965): 143, pl. 15. Type-locality: Tuiuiu, Ilha de Marajó, Estado do Pará, Brazil.

Distribution: Marajó Island, Brazil.

Crotalus (Crotalus) durissus ruruima Hoge

1966 Crotalus durissus ruruima Hoge, Mem. Inst. Butantan, 32 (1965): 145, pl. 16. Type-locality: Paulo Camp, Mt. Roraima, Venezuela, 4000 ft.

Distribution: Mt. Roraima, Venezuela; may extend over isolated savannas of southern Venezuela, according to Hoge, loc. cit., p. 147.

Crotalus (Crotalus) durissus terrificus (Laurenti)

1768 Caudisona terrifica Laurenti, Systema Reptilium: 93. Type-locality: "Habitat in America infra graduum elev. 45"; restricted through neotype designation to Julio de Castilho, Município Itaquari, Estado Rio Grande do Sul, Brazil, by Hoge, Mem. Inst. Butantan, 32, 1965 (1966), 147.

1936 Crotalus durissus terrificus—Klauber, Rattlesnakes, 1: 32.

1957 Crotalus terrificus crotaminicus Moura Gonçalves, An. Acad. Bras. Cienc., 28: 365. Type-locality: Uncertain (original publication unseen by authors).

Distribution: Rio Grande do Sul, Santa Catarina, Paraná, and São Paulo, Brazil; northern Argentina, Paraguay and Uruguay.

Crotalus (Crotalus) durissus tzabcan Klauber

1952 Crotalus durissus tzabcan Klauber, Bull. Zool. Soc. San Diego, 26: 71. Type-locality: Kantunil, Yucatán, Mexico.

Distribution: Yucatán, Mexico to northern El Petén, Guatemala and British Honduras.

Crotalus (Crotalus) durissus unicolor van Lidth

- 1887 Crotalus horridus var. unicolor van Lidth, Notes Leyden Mus., 2 (8): 133. Type-locality: Aruba Island, Dutch West Indies.
- 1905 Crotalus pulvis Ditmars, Ann. Rept. N. Y. Zool. Soc., 9 (1904): 199, pl. Type-locality: 20 mi inland from Managua, Nicaragua; "probably based on a specimen with erroneous locality", according to Hoge, Mem. Inst. Butantan, 32, 1965 (1966), 149.
- 1940 Crotalus durissus unicolor—Brongersma, in Hummelinck, Studies on the Fauna of Curaçao, Aruba, Bonaire and Venezuelan Islands, 2: 131, pl. 12.

Distribution: Aruba Island, Dutch West Indies.

CROTALUS (CROTALUS) VEGRANDIS Klauber

- 1941 Crotalus vegrandis Klauber, Trans. San Diego Soc. Nat. Hist., 9 (30): 334. Type-locality: Maturin Savannah, near Uracoa, Sotillo District, Monagas, Venezuela.

Distribution: Southern parts of Estados Monagas and Anzoategui, Venezuela.

CYCLAGRAS Cope

1885 Cyclagras Cope, Proc. Amer. Phil. Soc., 22: 185. Type-species: Xenodon gigas Duméril, Bibron and Duméril.

Distribution: As for single species.

Content: One species.

Comment: Hoge, Pap. Avul. Dept. Zool. São Paulo, 13, 1958, 221, has used Lejosophis Jan for this taxon. Reasons for using Cyclagras in preference to Lejosophis are elaborated in a paper by one of us (Peters) to appear elsewhere.

CYCLAGRAS GIGAS (Duméril, Bibron and Duméril)

1854 Xenodon gigas Duméril, Bibron and Duméril, Erp. Gén., 7: 761. Type-locality: Provincia de Corrientes, Argentina.

1885 Cyclagras gigas—Cope, Proc. Amer. Phil. Soc., 22: 185.

Distribution: Southern Brazil, eastern Bolivia, Paraguay and northern Argentina.

DENDROPHIDION Fitzinger

1843 Dendrophidion Fitzinger, Systema Reptilium: 26. Type-species: Herpetodryas dendrophis Schlegel.

1861 Dendrophidium Cope (in error for Dendrophidion Fitzinger), Proc. Acad. Nat. Sci. Phila., 1860: 561.

1895 Cacocalyx Cope, Trans. Amer. Phil. Soc., 18: 205. Type-species: Drymobius percarinatus Cope.

Distribution: Mexico; Central America; northern South America.

Content: Eight species.

Comment: This genus is currently under revision by one of us (Peters), and the arrangement shown here, which reflects the current state of the literature, will be rather thoroughly changed upon completion of the review.

Key to the species

Clave de especies

- | | |
|--|---|
| 1. Subcaudals fewer than 175-----2
Subcaudals more than 175----- <u>dendrophis</u> | 1. Subcaudales menos de 175-----2
Subcaudales más de 175----- <u>dendrophis</u> |
| 2. Dorsal pattern of stripes, spots or cross-bands-----3
Dorsum generally unicolor-----6 | 2. Dibujo dorsal con cintas, manchas, o barras transversales-----3
Tono general unicolor, sin dibujo-----6 |
| 3. Without broad, dark paravertebral stripes-----4
With broad, dark, paravertebral stripes-----
----- <u>bivittatus</u> | 3. Sin cintas paravertebrales anchas y oscuras---4
Con cintas paravertebrales anchas y oscuras---
----- <u>bivittatus</u> |
| 4. Distinct transverse dark bands-----5
Double row of dark spots on each side of mid-dorsal line----- <u>boshelli</u> | 4. Con barras transversales, oscuras y anchas---5
Con una serie doble de manchas oscuras en cada lado de la línea vertebral----- <u>boshelli</u> |
| 5. Anal divided----- <u>percarinatus</u>
Anal entire----- <u>vinitor</u> | 5. Placa anal dividida----- <u>percarinatus</u>
Placa anal entera----- <u>vinitor</u> |
| 6. Keels on more than middorsal scale row-----7
Only middorsal scales with keel, and only posteriorly on body----- <u>paucicarinatus</u> | 6. Escamas quilladas en más filas que la fila mediodorsal-----7
Sólo la fila mediodorsal es quillada en la parte posterior del cuerpo----- <u>paucicarinatus</u> |
| 7. No keels on first three rows of dorsals-----
----- <u>brunneus</u>
All dorsals keeled, weakly on first row-----
----- <u>clarkii</u> | 7. Sin quillas en las primeras tres filas de dorsales----- <u>brunneus</u>
Todas las filas quilladas, débilmente la primera----- <u>clarkii</u> |

DENDROPHIDION BIVITTATUS (Duméril, Bibron and Duméril)

1854 Leptophis bi-vittatus Duméril, Bibron and Duméril, Erp. Gén., 7: 540. Type-locality: "New Grenada".

1865 I. [ropidonotus] subradiatus Jan, Arch. Zool. Anat. Fis., 3: 227. Type-locality: Colombia.

1872 Herpetodryas tetrataenia Günther, Ann. Mag. Nat. Hist., (4) 9: 23. Type-locality: Bogotá, Colombia.

Distribution: Highlands of Colombia.

DENDROPHIDION BOSHELLI Dunn

1944 Dendrophidion boshelli Dunn, Caldasia, 2 (10): 475. Type-locality: Volcanes, Municipio de Caparrapi, Cundinamarca, Colombia, 250 m.

Distribution: Known only from type locality.

DENDROPHIDION

DENDROPHIDION BRUNNEUS (Günther)

- 1858 Herpetodryas brunneus Günther, Cat. Sn. Brit. Mus.: 116. Type-locality: Guayaquil, Ecuador.
 1960 Dendrophidion brunneum—Peters, Bull. Mus. Comp. Zool., 122: 514.

Distribution: Interandean valleys of Ecuador.

DENDROPHIDION CLARKII Dunn

- 1933 Dendrophidion clarkii Dunn, Occ. Pap. Boston Soc. Nat. Hist., 8: 78. Type-locality: El Valle de Anton, Panama.

Distribution: Panama.

DENDROPHIDION DENDROPHIS (Schlegel)

- 1837 Herpetodryas dendrophis Schlegel, Essai Physion. Serpens, 2: 196. Type-locality: "Cayenne".
 1843 Dendrophidion dendrophis—Fitzinger, Systema Reptilium: 26.
 1847 Herpetodryas aestivus Berthold, Abh. K. Ges. Wiss. Göttingen, 3: 11. Type-locality: Provincia Popayan, Colombia.
 1854 Herpetodryas Poitei Duméril, Bibron and Duméril, Erp. Gén., 7: 208. Type-locality: Cayenne and El Petén, Guatemala.
 1863 Herpetodryas nuchalis Peters, Monats. Akad. Wiss. Berlin, 1863: 285. Type-locality: Caracas, Venezuela.

Distribution: Southern Central America and northern South America.

DENDROPHIDION PAUCICARINATUS (Cope)

- 1894 Drymobius paucicarinatus Cope, Proc. Acad. Nat. Sci. Phila., 1894: 202. Type-locality: La Candelaria, Bruno Carranza, Costa Rica.
 1933 Dendrophidion paucicarinatus—Stuart, Copeia, 1933: 9.

Distribution: Southern Costa Rica and western Panama.

DENDROPHIDION PERCARINATUS (Cope)

- 1893 Drymobius percarinatus Cope, Proc. Amer. Phil. Soc., 31: 344. Type-locality: Boruca and Buenos Aires, Costa Rica.
 1941 [Dendrophidion] percarinatus—Smith, Proc. Biol. Soc. Washington, 54: 73.

Distribution: Honduras, Costa Rica, Panama.

DENDROPHIDION VINITOR Smith

- 1941 Dendrophidion vinitor Smith, Proc. Biol. Soc. Washington, 54: 74. Type-locality: Piedras Negras, Guatemala.

Distribution: Low and moderate elevations of Caribbean slope, Veracruz, Mexico, to Panama.

DIAPHOROLEPIS Jan

1863 Diaphorolepis Jan, Elenco Sistema Ofidi: 94. Type-species: Diaphorolepis Wagneri Jan.

Distribution: Panama to Ecuador.

Content: Two species, according to most recent revision, by Bogert, Senckenbergiana Biol., 45, 1964.

Key to the species

Clave de especies

- | | |
|--|---|
| <p>1. Dorsal scales keeled; vertebral row
bicarinate-----<u>wagneri</u>
Dorsal scales smooth-----<u>laevis</u></p> | <p>1. Escamas dorsales quilladas; fila vertebral
bicarenada-----<u>wagneri</u>
Escamas dorsales lisas-----<u>laevis</u></p> |
|--|---|

DIAPHOROLEPIS LAEVIS Werner

1923 Diaphorolepis laevis Werner, Ann. Naturhist. Mus. Wien, 36: 160. Type-locality: Colombia.

Distribution: Species still known only from holotype, which lacks precise locality data.

DIAPHOROLEPIS WAGNERI Jan

1863 Diaphorolepis Wagneri Jan, Elenco Sistema Ofidi: 98. Type-locality: Andes of Ecuador.

1964 Diaphorolepis wagneri—Bogert, Senckenbergiana Biol., 45: 513, figs. 1, 3-7.

Distribution: Darien region of Panama to western Ecuador; one doubtful record from "Eastern Ecuador."

DIPSAS Laurenti

- 1768 Dipsas Laurenti, Synops. Rept.: 89. Type-species: Dipsas indica Laurenti.
 1810 Bungarus Oppel (partim; non Bungarus Daudin 1803), Ann. Mus. Hist. Nat. Paris, 13: 391.
 Type-species: none designated.
 1843 Pholidolaemus Fitzinger, Syst. Rept., 1: 27. Type-species: Coluber bucephala Shaw.
 1853 Dipsadomorus Duméril, Mém. Acad. Sci., Paris, 23: 467. Type-species: Dipsas indica Laurenti.
 1853 Leptognathus Duméril (non Leptognathus Swainson 1839), Mém. Acad. Sci. Paris, 23: 467.
 Type-species: none designated.
 1853 Stremmatognathus Duméril, Mém. Acad. Sci. Paris, 23: 468. Type-species: Coluber catesbeji
 Sentezen.
 1895 Neopareas Günther, Biol. Centr. Amer. Rept.: 178. Type-species: Neopareas bicolor Günther.
 1923 Heterorhachis Amaral, Proc. New Engl. Zool. Club, 8: 94. Type-species: Heterorhachis
poecilolepis Amaral.

Distribution: Tropical Mexico, Central America and South America.

Content: 31 species, of which three (elegans (Boulenger), qaigae (Oliver), and maxillaris Werner) are extralimital, according to the most recent revision, by Peters, Misc. Publ. Mus. Zool. Univ. Mich., 114, 1960.

Key to the species

1. Scale rows on body 17 or more (polylepis group)-----2
 Scale rows on body 15 or less-----4
 2. Scale rows extremely variable over entire body-----3
 Scale rows consistent number from head to anus-----polylepis
 3. Ventrals 153-----poecilolepis
 Ventrals 193-----perijanensis

Clave de especies

1. Escamas en 17 o más filas (grupo polylepis)---2
 Escamas en 15 o menos filas-----4
 2. Filas de escamas en número extremadamente variable a lo largo del cuerpo-----3
 Filas de escamas constantes en número de la cabeza al ano-----polylepis
 3. Ventrals 153-----poecilolepis
 Ventrals 193-----perijanensis



Fig. 1. Dipsas brevifacies, illustrative of articulata group.

4. Dorsal pattern of broad, dark-brown or black bands that are much wider than interspaces, and are complete (except in temporalis and viguieri) across venter over length of body; interspaces pink or red in life, yellow in preservative (articulata group, Fig. 1)-----5
 Dorsal pattern not as above-----11
 4. Diseño dorsal de anchas bandas transversas pardas oscuras o negras, más anchas que los interespacios, completas (excepto en temporalis y viguieri) como anillos a lo largo del cuerpo; interespacios rosa o rojo en vida, amarillo en preservados (grupo articulata, Fig. 1)-----5
 Diseño dorsal no como el anterior-----11
 5. Paired chin shields present-----6
 All chin shields posterior to labials in contact single-----bicolor
 5. Con geneiales pares-----6
 Geneiales, posteriores al primer par labial en contacto, simples-----bicolor
 6. Subcaudals 100 or more-----7
 Subcaudals 99 or less-----brevifacies
 6. Subcaudales 100 o más-----7
 Subcaudales 99 o menos-----brevifacies
 7. At least one pair of labials in contact behind mental-----8
 Mental in contact with paired chin shields-----temporalis
 7. A lo menos un par de labiales contacta atrás de la mentoneana-----8
 Mentoneana en contacto con el par anterior geneial-----temporalis

8. No preocular; usually two postoculars; posterior interspaces not or lightly spotted-----9
 One preocular; usually three postoculars; posterior interspaces heavily streaked and spotted-----10
9. Bands on posterior part of body twice as wide as interspaces-----gracilis
 Bands on posterior part of body approximately equal to interspaces-----articulata
10. Dorsum of head unicolor dark brown; upper labials eight-----tenuissima
 Dorsum of head spotted with white; upper labials nine or ten-----viguieri
11. Dorsal pattern of rounded, dark-brown or black blotches or saddles, interspaces tawny brown (catesbyi group, Fig. 2)-----12
 Dorsal pattern not as above-----15
12. Dorsal scale rows 13-----13
 Dorsal scale rows 15-----copei
13. Prefrontals two; dorsum of head unicolor-----14
 Prefrontals usually fused; dorsum of head variegated and streaked with white-----vermiculata
14. Blotches narrower at vertebral row than laterally; loreal does not enter eye--catesbyi
 Blotches saddle-shaped, wider at vertebral row than laterally; loreal enters eye-----pavonina
15. Dorsal blotches triangular or lozenge-shaped, usually widest at ventrals, with yellow spot between corners of blotches at ventrals (indica group, Fig. 3)-----16
 Dorsal pattern not as above-----17
8. Preocular ausente; usualmente dos postoculares; interespacios posteriores no manchados o muy levemente-----9
 Una preocular; usualmente tres postoculares; interespacios posteriores densamente manchados y lineados-----10
9. Parte posterior del cuerpo con bandas dos veces más anchas que los interespacios-----gracilis
 Parte posterior del cuerpo con bandas de aproximadamente igual ancho que los interespacios-----articulata
10. Cabeza dorsalmente unicolor, en pardo oscuro; ocho supralabiales-----tenuissima
 Cabeza dorsalmente manchada de blanco; nueve o diez supralabiales-----viguieri
11. Diseño dorsal de manchas redondeadas o en forma de silla de montar, pardo oscuras o negras, interespacios en pardo tostado (grupo catesbyi, Fig. 2)-----12
 Diseño dorsal no como el anterior-----15
12. Dorsales en 13 filas-----13
 Dorsales en 15 filas-----copei
13. Dos prefrontales; cabeza dorsalmente unicolor-----14
 Prefrontales normalmente fusionadas; cabeza dorsalmente variegada y lineada en blanco-----vermiculata
14. Manchas más angostas a nivel de la línea vertebral que lateralmente; loreal no llega el ojo-----catesbyi
 Manchas en forma de silla de montar, más anchas a nivel de la línea vertebral que lateralmente; loreal llega al ojo-----pavonina
15. Manchas dorsales triangulares o romboidales usualmente más anchas a nivel ventral, con mancha amarilla entre ellas, a ese nivel (grupo indica, Fig. 3)-----16
 Diseño dorsal no como el anterior-----17
16. Scale rows 15-----neivai
 Scale rows 13, often reducing to 11-----indica
17. Dorsal ground color of light browns and tans, with narrow blotches that are higher than wide, and much narrower than interspaces (at least posteriorly), interspaces streaked, spotted or stippled throughout (variegata group, Fig. 4)-----18
 Dorsal pattern not as above-----21
16. Dorsales en 15 filas-----neivai
 Dorsales en 13 filas; frecuentemente con reducción a 11-----indica
17. Dorsalmente pardo claro bronceado, con manchas angostas, más altas que anchas, mucho más angostas que los interespacios (por lo menos posteriormente), interespacios lineados, manchados o punteados (grupo variegata, Fig. 4)-----18
 Diseño dorsal no como el anterior-----21



Fig. 2. Dipsas catesbyi, illustrative of catesbyi group.



Fig. 3. Dipsas indica cisticeps, illustrative of indica group.




Fig. 4. *Dipsas albifrons*, illustrative of *variegata* group.



Fig. 5. *Dipsas ellipsifera*, illustrative of *oreas* group.

- | | |
|--|---|
| <p>18. Two or more pairs of labials in contact mental-----19
Single pair of labials in contact behind mental-----<i>incerta</i></p> <p>19. Dorsum of head unicolor light tan or with poorly defined darker spots on parietals-----20
Dorsum of head with dark-brown spot clearly defined on parietal and occipital region, sutures of head scales outlined in brown-----<i>variegata</i></p> <p>20. Small brown spot present on tips of ventrals and first scale rows, alternating with dorsal blotches-----<i>variegata</i>
Spots in interspaces absent or poorly defined, never prominent-----<i>albifrons</i></p> <p>21. Dorsal blotches wider than interspaces, little contrast between them, centers of blotches often considerably lightened, so that blotch resembles paired ellipses (<i>oreas</i> group, Fig. 5)-----22
Color not as above (<i>pratti</i> group)-----23</p> <p>22. Centers of dorsal blotches very light, so that blotch resembles paired ellipses on all individuals; chin heavily spotted; venter with two parallel dark streaks; ventrals often less than 170, subcaudals less than 80-----<i>ellipsifera</i>
Centers of dorsal blotches lightened only in adults, not in juveniles, and never so light that the blotch resembles paired ellipses; chin not or sparsely spotted; venter with large rectangular blotches between ends of neighboring dorsal blotches; ventrals more than 175; subcaudals more than 79-----<i>oreas</i></p> <p>23. Loreal enters orbit; no suboculars-----24
Loreal does not enter orbit; suboculars present-----<i>sancti joannis</i></p> <p>24. Ventrals 177 or more-----25
Ventrals 176 or less-----<i>pratti</i></p> <p>25. Dorsum of head not unicolor, spotted-----26
Dorsum of head unicolor, not spotted-----27</p> <p>26. Dorsum of head reddish-brown with black spotting-----<i>boettgeri</i>
Dorsum of head black with yellow spotting-----<i>schunkii</i></p> | <p>18. Dos o más pares de labiales en contacto detrás de mentoneana-----19
Un único par de labiales en contacto detrás de mentoneana-----<i>incerta</i></p> <p>19. Cabeza dorsalmente unicolor en bronceado pálido o con manchas oscuras poco definidas en parietales-----20
Cabeza dorsalmente con manchas pardo-oscuras bien definidas sobre la región parietal y occipital, suturas de escamas cefálicas lineadas en pardo-----<i>variegata</i></p> <p>20. Con pequeñas manchas pardas en el límite lateral de las ventrales y primeras filas de escamas, alternando con las manchas dorsales-----<i>variegata</i>
Manchas de los interespacios ausentes o pobremente definidas, nunca prominentes---<i>albifrons</i></p> <p>21. Manchas dorsales más anchas que los interespacios, con poco contraste entre sí; centros de las manchas frecuentemente considerablemente más claros, con manchas que recuerdan un par de paréntesis (grupo <i>oreas</i>, Fig. 5)-----22
Coloración no como la anterior (grupo <i>pratti</i>)-----23</p> <p>22. Manchas dorsales con centros muy claros; que recuerdan un par de paréntesis; geneiales densamente manchados; vientre con dos bandas oscuras y paralelas; ventrales frecuentemente menos de 170, subcaudales menos de 80-----<i>ellipsifera</i>
Centros de manchas dorsales claros sólo en adultos, no en juveniles, nunca tan claros como en las manchas que recuerdan un par de paréntesis; geneiales no manchadas o con manchas esparcidas; vientre con grandes manchas rectangulares ubicadas entre los nacimientos de las dorsales; ventrales más de 175; subcaudales más de 179-----<i>oreas</i></p> <p>23. Loreal conforma la órbita; sin suboculares---24
Loreal no conforma la órbita; con suboculares---<i>sancti joannis</i></p> <p>24. Ventrals 177 o más-----25
Ventrals 176 o menos-----<i>pratti</i></p> <p>25. Cabeza dorsalmente no unicolor, manchada---26
Cabeza dorsalmente unicolor, no manchada---27</p> <p>26. Cabeza dorsalmente pardo rojiza con manchas negras-----<i>boettgeri</i>
Cabeza dorsalmente negra con manchas amarillas-----<i>schunkii</i></p> |
|--|---|

27. All dorsal blotches fail to meet on venter; usually less than two pairs of labials in contact behind mental-----28
 First few dorsal blotches fused ventrally; usually two pairs of labials in contact behind mental-----latifasciata
28. Anterior body blotches twice as wide as lighter interblotch area-----latifrontalis
 Anterior body blotches approximately the same width as light interblotch areas-----peruana
27. Ninguna mancha dorsal se fusiona ventralmente; frecuentemente menos de dos pares de labiales en contacto detrás de la mentoneana-----28
 Pocas de las primeras manchas dorsales fusionadas ventralmente; frecuentemente dos pares de labiales en contacto detrás de la mentoneana-----latifasciata
28. Manchas anteriores doblemente anchas que interespacios claros-----latifrontalis
 Manchas anteriores de aproximadamente igual ancho al de los interespacios claros---peruana

DIPSAS ALBIFRONS (Sauvage)variegata group

- 1884 Dipsadomorus albifrons Sauvage, Bull. Soc. Philom. Paris, (7) 8: 145. Type-locality: Brazil.
 1908 Dipsas albifrons—Mocquard in Duméril & Bocourt, Miss. Sci. Mex. 3: 897.
 1950 Dipsas albifrons cavalheiroi Hoge, Mem. Inst. Butantan, 22: 154. Type-locality: Ilha da Queimada Grande, São Paulo, Brazil.
 1960 Dipsas albifrons—Peters, Misc. Publ. Mus. Zool. Univ. Mich., 114: 121.

Distribution: Known from Estados de Santa Catarina and São Paulo, Brazil; also reported from Paraguay and Mato Grosso, Brazil.

DIPSAS ARTICULATA (Cope)articulata group

- 1868 Leptognathus articulata Cope, Proc. Acad. Nat. Sci. Phila., 1868: 135. Type-locality: Veraguas, "Costa Rica" (actually in Panama).
 1926 [Dipsas articulata]—Parker, Ann. Mag. Nat. Hist., (9) 18: 206.
 1960 Dipsas articulata—Peters, Misc. Publ. Mus. Zool. Univ. Mich., 114: 33.

Distribution: Lower elevations on Atlantic and Pacific slopes, Costa Rica and Panama.

DIPSAS BICOLOR (Günther)articulata group

- 1895 Neopareas bicolor Günther, Biol. Centr. Amer., Rept.: 178. Type-locality: Chontales mine, Nicaragua.
 1926 [Dipsas bicolor]—Parker, Ann. Mag. Nat. Hist., (9) 18: 206.
 1954 Neopareas tricolor Brattstrom and Howell, Herpetologica, 10: 120. Type-locality: Jalapa, Nueva Segovia, Nicaragua.
 1960 Dipsas bicolor—Peters, Misc. Publ. Mus. Zool. Univ. Mich., 114: 36.

Distribution: Pacific slopes of southern Nicaragua and northern Costa Rica.

DIPSAS BOETTGERI (Werner)pratti group

- 1901 Leptognathus boettgeri Werner, Abh. Ber. Königl. Zool. Anthropol.-Ethnol. Mus. Dresden, 9: 11. Type-locality: Chanchamayo, Peru.
 1909 Leptognathus boliviana Werner, Mitt. Naturhist. Mus. Hamburg, 26: 240. Type-locality: Beni River, Bolivia.
 1960 Dipsas boettgeri—Peters, Misc. Publ. Mus. Zool. Univ. Mich., 114: 98.

Distribution: Andean slopes of southern Peru and northern Bolivia.

DIPSAS

DIPSAS BREVIFACIES (Cope)
articulata group

- 1866 Tropidodipsas brevifacies Cope, Proc. Acad. Nat. Sci. Phila., 1866: 127. Type-locality: Yucatán.
 1884 Dipsadomorus fasciatus Bocourt, Bull. Soc. Philom. Paris, (7) 8: 135. Type-locality: Yucatán.
 1885 Leptognathus torquatus Cope (substitute name for Dipsadomorus fasciatus Bocourt), Proc. Amer. Philos. Soc., 22: 172.
 1926 [Dipsas brevifacies]—Parker, Ann. Mag. Nat. Hist., (9) 18: 206.
 1960 Dipsas brevifacies—Peters, Misc. Publ. Mus. Zool. Univ. Mich., 114: 38.

Distribution: Yucatán Peninsula to British Honduras on east and Carmen Island on west.

DIPSAS CATESBYI (Santzen)
catesbyi group

- 1796 Coluber catesbeji Santzen (typographical error), Meyer's Zool. Arch., 2: 66. Type-locality: "Wahrscheinlich Amerika".
 1827 Dipsas catesbyi—Boie, Isis von Oken, 20: 560.
 ?1947 Sibynomorphus macedoi Prado & Hoge, Ciencia, Mexico, 8: 180. Type-locality: Pucallpa, Loreto Province, Peru.
 1956 Dipsas catesbyi—Peters, Amer. Mus. Novitates, 1783: 2.

Distribution: Amazonas region of South America, from Andean slopes of Bolivia, Peru, Ecuador, and Colombia to coast of Venezuela and British Guiana, and through northern half of Brazil.

DIPSAS COPEI (Günther)
catesbyi group

- 1872 Leptognathus copei Günther, Ann. Mag. Nat. Hist., (4) 9: 30. Type-locality: "Probably from Surinam".
 1960 Dipsas copei—Peters, Misc. Publ. Mus. Zool. Univ. Mich., 114: 58.

Distribution: Guianas and southern Venezuela.

DIPSAS ELLIPSIFERA (Boulenger)
areas group

- 1898 Leptognathus ellipsifera Boulenger, Proc. Zool. Soc. London, 1898: 117. Type-locality: Ibarra, Ecuador.
 1960 Dipsas ellipsifera—Peters, Misc. Publ. Mus. Zool. Univ. Mich. 114: 87.

Distribution: Known only from higher Andean slopes, western Ecuador.

DIPSAS GRACILIS (Boulenger)
articulata group

- 1902 Leptognathus gracilis Boulenger, Ann. Mag. Nat. Hist., (7) 9: 57. Type-locality: San Javier, Ecuador.
 1920 Leptognathus hammondii Boulenger, Ann. Mag. Nat. Hist., (9) 6: 110. Type-locality: Guatea, western Ecuador.
 1925 Sibynomorphus macrostomus Amaral, Proc. U. S. Nat. Mus. 67: 9. Type-locality: Ecuador.
 1960 Dipsas gracilis—Peters, Misc. Publ. Mus. Zool. Univ. Mich., 114: 44.

Distribution: Northwestern Ecuador.

DIPSAS INCERTA (Jan)
variegata group

- 1863 Leptognathus incertus Jan, Elenco Sist. Ofid.: 101. Type-locality: French Guiana.
 1885 Leptognathus alternans Fischer, Jahrb. Wiss. Anat. Hamburg, 2: 105. Type-locality: "Angeblich aus Santos".
 1923 Sibynomorphus barbouri Amaral, Proc. New Engl. Zool. Club, 8: 92. Type-locality: Utinga, Alagoas, Brazil.
 1923 Sibynomorphus garbei Amaral, Proc. New Engl. Zool. Club, 8: 93. Type-locality: Colonia Hansa, Santa Catarina, Brazil.
 1935 Dipsas incerta—Parker, Proc. Zool. Soc. London, 1935: 527.
 1960 Dipsas incerta—Peters, Misc. Publ. Mus. Zool. Univ. Mich., 114: 127.

Distribution: Southeastern coastal area of Brazil, from Espírito Santo to Santa Catarina.

DIPSAS INDICA Laurenti
indica group

1768 Dipsas indica Laurenti, Synops. Rept.: 90. Type-locality: "Ceylon"; designated by Peters, Misc. Publ. Mus. Zool. Univ. Mich., 114: 68, as the Amazonian region of South America.

Distribution: South America north of the Tropic of Capricorn.

Content: Four subspecies, according to the latest revision by Peters, Misc. Publ. Mus. Zool. Univ. Mich., 114, 1960.

Key to the subspecies

Clave de subspecies

- | | |
|--|---|
| <p>1. Dorsum of head unicolor light brown, or with three or four dark brown spots on posterior head shields (frontals, parietals, and occipitals)-----2
Dorsum of head darker brown, strongly variegated with black and yellow or white----3</p> | <p>1. Cabeza dorsalmente unicolor en pardo claro, o con tres o cuatro manchas pardo oscuras sobre los escudos posteriores (frontal, parietales y occipitales)-----2
Dorso de la cabeza pardo oscuro, fuertemente manchado en negro y amarillo o blanco-----3</p> |
| <p>2. Spots on posterior head plates absent or small, occupying less than one quarter of each scale-----<u>bucephala</u>
Spots on posterior head plates large, occupying almost entire area of each scale--
-----<u>cisticeps</u></p> | <p>2. Manchas de placas posteriores de la cabeza, ausentes o pequeñas, ocupando menos de un cuarto de cada escama-----<u>bucephala</u>
Manchas de placas posteriores de la cabeza ocupando casi enteramente la superficie de cada escama-----<u>cisticeps</u></p> |
| <p>3. Occipital region not streaked, may be spotted, first dorsal blotch broadly fused along middorsal line-----<u>indica</u>
Occipital region longitudinally streaked, first dorsal blotch separated by light line at vertebrae-----<u>ecuadorensis</u></p> | <p>3. Región occipital no lineada, aunque puede ser punteada, primera mancha dorsal ampliamente fusionada al nivel de la línea vertebral-----<u>indica</u>
Región occipital lineada longitudinalmente, primera mancha dorsal separada a nivel vertebral por una línea clara-<u>ecuadorensis</u></p> |

Dipsas indica indica Laurenti

1960 Dipsas indica indica—Peters, Misc. Publ. Mus. Zool. Univ. Mich., 114: 67.

Distribution: Amazon drainage in Brazil, Colombia, British Guiana, Ecuador and Peru.

Dipsas indica bucephala (Boettger)

1802 Coluber bucephalus Shaw, Gen. Zool., 3: 422. Type-locality: Ceylon; restricted by Peters, Misc. Publ. Mus. Zool. Univ. Mich., 114: 73, to Brazil.

1960 Dipsas indica bucephala—Peters, Misc. Publ. Mus. Zool. Univ. Mich., 114: 73.

Distribution: Southeastern Brazil; Misiones, Argentina.

Dipsas indica cisticeps (Boettger)

1885 Leptognathus (Dipsadomorus) cisticeps Boettger, Zeit. Naturwiss., 58: 237. Type-locality: Paraguay.

1914 Dipsas cisticeps—Bertoni, Descr. Fis. Econom. Paraguay, 59: 29.

1960 Dipsas indica cisticeps—Peters, Misc. Publ. Mus. Zool. Univ. Mich., 114: 78.

Distribution: Bolivia and Paraguay.

Dipsas indica ecuadorensis Peters

1960 Dipsas indica ecuadorensis Peters, Misc. Publ. Mus. Zool. Univ. Mich., 114: 81. Type-locality: Río Solís, Cabeceras del Río Bobonaza, 14 km east southeast of Puyo, Pastaza Province, Ecuador.

Distribution: Amazonian drainage of Ecuador.

DIPSAS

DIPSAS LATIFASCIATA (Boulenger)pratti group

- 1913 Leptognathus latifasciatus Boulenger, Ann. Mag. Nat. Hist., (8) 12: 72. Type-locality: Upper Marañon, Eastern Peru.
 1960 Dipsas latifasciata—Peters, Misc. Publ. Mus. Zool. Univ. Mich., 114: 100.

Distribution: Amazonian slopes of Andes of northern Peru and extreme southern Ecuador.

DIPSAS LATIFRONTALIS (Boulenger)pratti group

- 1905 Leptognathus latifrontalis Boulenger, Ann. Mag. Nat. Hist. (7) 15: 561. Type-locality: Aricagua, Estado Mérida, Venezuela, 1000 m.
 1909 Leptognathus praeornata Werner, Mitt. Naturhist. Mus. Hamburg, 26: 240. Type-locality: Venezuela.
 1912 Leptognathus palmeri Boulenger, Ann. Mag. Nat. Hist., (8) 10: 422. Type-locality: El Topo, Río Pastaza, Ecuador.
 1960 Dipsas latifrontalis—Peters, Misc. Publ. Mus. Zool. Univ. Mich., 114: 109.

Distribution: Lower Amazonian slopes from Venezuela to southern Ecuador.

DIPSAS NEIVAI Amaralindica group

- 1926 Dipsas neivai Amaral, Arch. Mus. Nac. Brasil, 26: 14. Type-locality: Caratinga, Minas Geraes, Brazil.
 1960 Dipsas neivai—Peters, Misc. Publ. Mus. Zool. Univ. Mich., 114: 85.

Distribution: Caratinga (Minas Geraes) and Catú (Bahia) Brazil.

DIPSAS OREAS (Cope)oreas group

- 1868 Leptognathus oreas Cope, Proc. Acad. Nat. Sci. Phila. 1868: 109. Type-locality: "From the elevated valley of Quito," Ecuador; locality questioned by Peters, Rev. Ecuat. Entom. Parasit., 2, 1955, 347.
 1896 Leptognathus andiana Boulenger, Cat. Sn. Brit. Mus., 3: 452. Type-locality: Quito, Ecuador; (locality questioned by Peters, Rev. Ecuat. Entom. Parasit., 2, 1955, 347).
 1934 Dipsas mikanii oreas—Parker, Ann. Mag. Nat. Hist., (10) 14: 271.
 1960 Dipsas oreas—Peters, Misc. Publ. Mus. Zool. Univ. Mich., 114: 92.

Distribution: Higher parts and western slopes of Ecuadorian Andes.

DIPSAS PAVONINA Schlegelcatesbyi group

- 1837 Dipsas pavonina Schlegel, Essai Physion. Serpens, 2: 280. Type-locality: apparently from "Guyanes".
 1960 Dipsas pavonina—Peters, Misc. Publ. Mus. Zool. Univ. Mich., 114: 61.

Distribution: Guianas and Venezuela to Pará, Brazil, and to Amazonian slopes of Andes; Colombia to Bolivia on eastern slope.

DIPSAS PERIJANENSIS Alemán, new combination

- 1953 Tropidodipsas perijanensis Alemán, Mem. Soc. Cien. Nat. La Salle, 13 (35): 217, fig. Type-locality: Jamayaujaina, Sierra de Perijá, Estado Zulia, Venezuela, 1700 m.

Distribution: Region of Perijá, Zulia, Venezuela.

DIPSAS PERUANA (Boettger)pratti group

- 1898 Leptognathus peruana Boettger, Kat. Rept.-Samml. Mus. Senck. Nat. Ges., 2: 128. Type-locality: Santa Ana, Cuzco Province, Peru.
 1943 Dipsas mikanii peruanus—Schmidt & Walker, Zool. Ser. Field Mus. Nat. Hist., 24: 288.
 1960 Dipsas peruana—Peters, Misc. Publ. Mus. Zool. Univ. Mich., 114: 110.

Distribution: Eastern slopes of Andes in southern Peru.

DIPSAS POECILOLEPIS (Amaral)polylepis group

- 1923 Heterorhachis poecilolepis Amaral (typographical error), Proc. New England Zool. Club, 8: 94.
 Type-locality: Villa Bomfim, Estado de São Paulo, Brazil.
 1960 Dipsas poecilolepis—Peters, Misc. Publ. Mus. Zool. Univ. Mich., 114: 95.

Distribution: Known only from the type locality.

DIPSAS POLYLEPIS (Boulenger)polylepis group

- 1912 Leptognathus polylepis Boulenger, Ann. Mag. Nat. Hist., (8) 10: 422. Type-locality: Huancabamba, Peru, above 3000 ft.
 1960 Dipsas polylepis—Peters, Misc. Publ. Mus. Zool. Univ. Mich., 114: 96.

Distribution: Known only from the type locality.

DIPSAS PRAITI (Boulenger)pratti group

- 1897 Leptognathus Pratti Boulenger, Ann. Mag. Nat. Hist., (6) 20: 523. Type-locality: Medellín, Colombia.
 1899 Leptognathus triseriatus Cope, Mus. Sci. Bull., 1: 13. Type-locality: Colombia.
 1916 Leptognathus nigriceps Werner, Zool. Anz., 47: 309. Type-locality: Cañón del Tolima, Colombia.
 1926 [Dipsas pratti]—Parker, Ann. Mag. Nat. Hist., (9) 18: 206.
 1940 Dipsas niceforbi Prado, Mem. Inst. Butantan, 14: 14. Type-locality: Quindío, Colombia.
 1941 Dipsas tolimensis Prado, Ciencia, México, 2: 345. Type-locality: Tolima, Líbano, Colombia.
 1960 Dipsas pratti—Peters, Misc. Publ. Mus. Zool. Univ. Mich., 114: 112.

Distribution: Cordillera Central in Colombia.

DIPSAS SANCTIJOANNIS (Boulenger)pratti group

- 1911 Leptognathus sancti-joannis Boulenger, Ann. Mag. Nat. Hist., (B) 7: 24. Type-locality: Pueblo Rico, slopes of San Juan River, Chocó, Colombia, 5200 ft.
 1916 Leptognathus sancti-joannis Werner (substitute name for Leptognathus sancti-joannis Boulenger), Zool. Anz., 47: 310.
 1941 Sibynomorphus caucanus Rendahl & Vestergren, Ark. för Zool., (A) 33: 11. Type-locality: Munchique, Cauca, Colombia.
 1960 Dipsas sancti-joannis—Peters, Misc. Publ. Mus. Zool. Univ. Mich., 114: 115.

Distribution: Slopes of Cordillera Occidental in Colombia; also recorded from Medellín.

DIPSAS SCHUNKII (Boulenger)pratti group

- 1908 Leptognathus schunkii Boulenger, Ann. Mag. Nat. Hist., (8) 1: 115. Type-locality: Chanchamayo, Peru.
 1922 Leptognathus schunckii Werner (substitute name for Leptognathus schunkii Boulenger), Arch. Naturgesch., (A) 8: 197.
 1926 [Dipsas schunkii]—Parker, Ann. Mag. Nat. Hist., (9) 18: 206.
 1960 Dipsas schunkei—Peters, Misc. Publ. Mus. Zool. Univ. Mich., 114: 119.

Distribution: Amazonian slopes of Andes in Peru.

DIPSAS

DIPSAS TEMPORALIS (Werner)
articulata group

- 1909 Leptognathus temporalis Werner, Mitt. Naturhist. Mus. Hamburg, 26: 241. Type-locality: Esmeraldas, Ecuador.
 1913 Leptognathus spurrelli Boulenger, Proc. Zool. Soc. London, 1913: 1036. Type-locality: Condoto, Peña Lisa, Chocó, Colombia.
 1960 Dipsas temporalis—Peters, Misc. Publ. Mus. Zool. Univ. Mich., 114: 50.

Distribution: Pacific coast of South America in Ecuador and Colombia; Atlantic coast of Panama.

DIPSAS TENUISSIMA Taylor
articulata group

- 1954 Dipsas tenuissima Taylor, Univ. Kansas Sci. Bull., 26: 771. Type-locality: On Dominical Road in swamp, approximately 15 km WSW of San Isidro del General, Costa Rica.
 1960 Dipsas tenuissima—Peters, Misc. Publ. Mus. Zool. Univ. Mich., 114: 52.

Distribution: Panama and Costa Rica.

DIPSAS VARIEGATA (Duméril, Bibron and Duméril)
variegata group

- 1854 Leptognathus variegatus Duméril, Bibron and Duméril, Erp. Gén., 7: 477. Type-locality: Surinam.
 1918 Dipsas variegata—Gomes, Rev. Mus. Paulista, 10: 525.

Distribution: Panama and northern South America.

Content: Three subspecies, according to Peters, 1960, Misc. Pub. Mus. Zool. Univ. Mich., 114.

Key to the subspecies

1. Dorsum of head with dark-brown spot clearly defined on parietal and occipital region, sutures of head scales outlined in brown-2
 Dorsum of head unicolor light or with poorly defined darker spots on parietals-----trinitatis
2. Dark-brown spots on head unite on frontals to form U-shaped mark, posterior tips of "U" often fused to first dorsal blotch----nicholsi
 Dark-brown spots on head not fused on frontal, do not extend to first dorsal blotch-----variegata

Clave de subspecies

1. Dorso de la cabeza con manchas pardo oscuras claramente definidas sobre la región parietal y occipital; suturas de escamas cefálicas lineadas en pardo-----2
 Dorso de la cabeza unicolor en tostado claro, o con puntos oscuros pobremente definidos sobre las parietales--trinitatis
2. Manchas pardo oscura dorso cefálicas unidas, formando sobre la zona frontal, una U, cuya parte posterior frecuentemente se fusiona a la primera mancha dorsal----nicholsi
 Manchas pardo oscuras, dorso cefálicas no unidas sobre la zona frontal y no extendiéndose hasta la primera mancha dorsal---variegata

Dipsas variegata variegata (Duméril, Bibron and Duméril)

- 1923 Leptognathus robusta L. Müller, Zool. Anz., 57: 155. Type-locality: East Ecuador.
 1960 Dipsas variegata variegata—Peters, Misc. Publ. Mus. Zool. Univ. Mich., 114: 132.

Distribution: Venezuela, Guianas, Ecuador, and Peru.

Dipsas variegata nicholsi (Dunn)

- 1933 Sibynomorphus nicholsi Dunn, Copeia, 1933: 193. Type-locality: mid-basin of Chagres River and mouth of Pequeni River, Panama.
 1960 Dipsas variegata nicholsi—Peters, Misc. Publ. Mus. Zool. Univ. Mich., 114: 137.

Distribution: Atlantic side of Panama to northwestern Ecuador.

Dipsas variegata trinitatis Parker

1926 Dipsas trinitatis Parker, Ann. Mag. Nat. Hist., (9) 18: 206. Type-locality: Trinity Hill Reserve, Trinidad.

1960 Dipsas variegata trinitatis—Peters, Misc. Publ. Mus. Zool. Univ. Mich., 114: 139.

Distribution: Island of Trinidad.

DIPSAS VERMICULATA Peters
catesbyi group

1960 Dipsas vermiculata Peters, Misc. Publ. Mus. Zool. Univ. Mich., 114: 65. Type-locality: Chichirota, Lower Río Bobonaza, Pastaza Province, Ecuador.

Distribution: Amazonian Ecuador and northeastern Peru.

DIPSAS VIGUIERI (Bocourt)
articulata group

1884 Leptognathus viguieri Bocourt, Bull. Soc. Philom. Paris, (7) 8: 136. Type-locality: Isthmus of Darién, Panama.

1926 [Dipsas viguieri]—Parker, Ann. Mag. Nat. Hist., (9) 18: 206.

1960 Dipsas viguieri—Peters, Misc. Publ. Mus. Zool. Univ. Mich., 114: 54.

Distribution: Pacific coast of Panama.

DITAXODON Hoge

1958 Ditaxodon Hoge, Mitt. Zool. Mus. Berlin, 34 (1): 54, figs. 5-7. Type-species: Philodryas taeniatus Hensel.

Distribution: Southern Brazil.

Content: One species.

DITAXODON TAENIATUS (Hensel)

1868 Philodryas taeniatus Hensel, Arch. für Naturg., 1868: 331. Type-locality: Porto Alegre, Rio Grande do Sul, Brazil.

1958 Ditaxodon taeniatus—Hoge, Mitt. Zool. Mus. Berlin, 34 (1): 54, figs. 5-7.

Distribution: Southern Brazil.

Prepared by Joseph R. Bailey, Duke University, Durham, North Carolina

DREPANOIDES Dunn

- 1896 Drepanodon Peracca (preoccupied by Drepanodon Nesti, 1826), Boll. Mus. Zool. Anat. Comp. Univ. Torino, 11 (231): 3. Type-species: Cloelia anomala Jan.
 192B Drepanoides Dunn (substitute name for Drepanodon Peracca), Bull. Antivenin Inst. Amer., 2: 22. Type-species: Cloelia anomala Jan.
 1941 Pseudoclelia Rendahl and Vestergren, Ark. för Zool., 33A (5): 10. Type-species: Pseudoclelia guttata Rendahl and Vestergren.

Distribution: As for single species.

Content: One species.

Comment: There is a possibility that the species Arrhyton quenselii Andersson, 1901, belongs here, but it is omitted until additional information on the species is available. Drepanodon eatoni Ruthven is a synonym of Oxyrhopus marcapatae Boulenger.

DREPANOIDES ANOMALUS (Jan)

- 1863 Cloelia anomala Jan, Elenco Sist. Ofidi, 1863: 92. Type-locality: Originally given by Jan as "Amer. Merid." and "Brasile", but modified to "Amer. Merid." only by Jan, Icon. Gén. Ophid., 1870, Livr. 35, pl. 1, fig. 4; Peracca, Boll. Mus. Zool. Anat. Comp. Univ. Torino, 1896, 11 (231), 5, states that the bottle containing the type at Neuchâtel includes a label saying "Perou-Voyage Tschudi".
 1896 Drepanodon anomalus—Peracca, Boll. Mus. Zool. Anat. Comp. Univ. Torino, 11 (231): 3.
 1896 Drepanodon astigmaticus Peracca, Boll. Mus. Zool. Anat. Comp. Univ. Torino, 11 (231): 5. Type-locality: Iquitos, Peru.
 1941 Pseudoclelia guttata Rendahl and Vestergren, Ark. för Zool., 33A (5): 10. Type-locality: Río Pastaza between Río Puyo and Río Copataza, Ecuador.

Distribution: Central Bolivia north to southern Colombia along Andean front.

DROMICUS Bibron

- 1843 Dromicus Bibron, in de la Sagra, Hist. Fis. Pol. Nat. Cuba, Spanish Ed., 4: 133. Type-species: Dromicus angulifer Bibron.
 1854 Taeniophis Girard, Proc. Acad. Nat. Sci. Phila., 1854: 227. Type-species: Taeniophis tantillus Girard.
 1899 Pachyurus Philippi, An. Univ. Chile, 104: 721. Type-species: None given.

Distribution: Pacific slopes of South America, between Peru and Chile, possibly Ecuador, Galapagos Islands and Antilles.

Content: About 20 species, several of them with large numbers of subspecies; most extralimital in Antilles and Galapagos Islands; only four species occur in the area covered by this work.

Key to the species

Clave de especies

- | | |
|---|---|
| <p>1. Dorsal pattern not made up of two longitudinal series of dark spots fused anteriorly-----2
 Dorsal pattern of two longitudinal series of dark spots, fused anteriorly-----<u>tachymenoides</u></p> <p>2. Dorsal pattern with a middorsal black stripe only one scale row wide-----3
 Dorsal pattern with one longitudinal dark band at least five scale rows wide-----<u>chamissonis</u></p> <p>3. Fewer than 195 ventrals-----<u>inca</u>
 More than 195 ventrals-----<u>angustilineatus</u></p> | <p>1. Diseño no formado por dos hileras de manchas oscuras dorsales fusionadas anteriormente----2
 Diseño dorsal con dos hileras de manchas oscuras fusionadas anteriormente-<u>tachymenoides</u></p> <p>2. Diseño dorsal con cinta negra media del ancho de una escama-----3
 Diseño dorsal con una cinta parda que ocupa por lo menos cinco filas de escamas-----<u>chamissonis</u></p> <p>3. Menos de 195 ventrales-----<u>inca</u>
 Más de 195 ventrales-----<u>angustilineatus</u></p> |
|---|---|

DROMICUS ANGUSTILINEATUS Schmidt and Walker

- 1943 Dromicus angustilineatus Schmidt and Walker, Zool. Ser. Field. Mus. Nat. Hist., 24: 308. Type-locality: Toquepala, Tacna, Peru.
 1966 Dromicus angustilineatus—Donoso-Barros, Reptiles de Chile: 419.

Distribution: Arica valley, Chile; southwestern Peru, from near sea level to about 10,000 ft.

DROMICUS CHAMISSONIS (Wiegmann)

- 1835 Coronella Chamissonis Wiegmann, Nova Acta Acad. Caes. Leop. Carol., 17: 246, pl. 19. Type-locality: Tollo, Chile.
 1837 Psammophis temminckii Schlegel, Essai Physiog. Serpens, 2: 218, pl. 8, figs. 14-15. Type-locality: Valparaíso, Chile.
 1854 Taeniophis tantillus Girard, Proc. Acad. Nat. Sci. Phila., 1854: 227. Type-locality: Santiago, Chile.
 1867 Dromicus chamissonis—Steindachner, Reise Novara, Rept.: 65.
 1899 Liophis luctuosa Philippi, An. Univ. Chile, 104: 723. Type-locality: None given.
 1966 Dromicus chamissonis—Donoso-Barros, Reptiles de Chile: 415, pl. 32.

Distribution: Between 27°S and 41°S in Chile.

DROMICUS INCA Schmidt and Walker

- 1943 Dromicus inca Schmidt and Walker, Zool. Ser. Field Mus. Nat. Hist., 24: 325. Type-locality: Cajamarca, Departamento de Cajamarca, Peru.

Distribution: Known from type locality only.

DROMICUS TACHYMENOIDES Schmidt and Walker

- 1943 Dromicus tachymenoides Schmidt and Walker, Zool. Ser. Field Mus. Nat. Hist., 24: 309. Type-locality: Chucurapí, near Mollendo, Departamento Arequipa, Peru.
- 1966 Dromicus tachymenoides—Donoso-Barros, Reptiles de Chile: 421, pl. 32.

Distribution: Extreme northern Chile and southern coastal Peru, from sea level to 10,000 ft.

DRYMARCHON Fitzinger

- 1843 Drymarchon Fitzinger, Syst. Rept.: 26. Type-species: Coluber corais Boie.
 1853 Georgia Baird and Girard, Cat. N. Amer. Rept.: 92. Type-species: Coluber couperi Holbrook.
 1867 Geoptyas Steindachner, Sitz. Math.-Naturwiss. Kl. Akad. Wiss. Wien, 55 (1): 271, pl. 3, figs. 4-7.
 Type-species: None designated.

Distribution: From southern United States to northern Argentina.

Content: One widely ranging species.

DRYMARCHON CORAIS (Boie)

- 1827 Coluber corais Boie, Isis, von Oken, 1827: 537. Type-locality: America.
 1899 [Drymarchon corais]—Stejneger, North Amer. Fauna, 14: 70.

Distribution: From United States to northern Argentina.

Content: Eight subspecies, three (erebennus Cope, couperi Holbrook and orizabensis Dugés) extralimital.

Key to the subspecies

1. Dorsal pattern uniformly black-----2
 Dorsum with some pattern, not uniformly
 black-----3
2. Tail and venter not reddish-----corais
 Tail and venter reddish-----rubidus
3. Dorsal pattern light brown at least
 anteriorly-----4
 Dorsal pattern black with irregular grey
 transverse bands, dim or indistinct
 anteriorly, more prominent posteriorly
 and on tail-----margaritae
4. Dorsal pattern uniform light brownish-----
 -----unicolor
 Dorsal pattern in dark brown more intensive
 on posterior third of body and entire
 tail-----melanurus

Clave de subspecies

1. Dorso enteramente negro-----2
 Dorso no enteramente negro-----3
2. Cola y vientre no rojizos-----corais
 Cola y vientre rojizos-----rubidus
3. Diseño dorsal pardo claro por lo menos
 anteriormente-----4
 Diseño dorsal negro con bandas transversas
 irregulares grises, difusa o indistinta
 anteriormente, más prominente en la parte
 posterior y en la cola-----margaritae
4. Diseño dorsal en pardo claro uniforme-----
 -----unicolor
 Diseño dorsal en pardo oscuro más intenso
 en el tercio posterior del cuerpo y toda
 la cola-----melanurus

Drymarchon corais corais (Boie)

- 1867 Geoptyas flaviventris Steindachner, Sitz. Math.-Naturwiss. Kl. Akad. Wiss. Wien, 55 (1):
 272, pl. 4, figs. 1-4. Type-localities: Cüyaba, Mato Grosso, Brazil, and Rio Vaupés,
 which may be either Colombia or Brazil (where it is spelled Uaupés).
 1899 [Drymarchon corais corais]—Stejneger, North Amer. Fauna, 14: 70.
 1923 Phrynonax angulifer Werner, Ann. Naturhist. Mus. Wien, 36: 162. Type-locality: Joinville,
 Brazil.

Distribution: Amazonian and Paraguayan basins; from Venezuela to Argentina; Trinidad and Tobago.

Drymarchon corais margaritae Roze

- 1959 Drymarchon margaritae Roze, Nov. Cient. Mus. Hist. Nat. La Salle, Venezuela, Ser. Zool.,
 25: 1. Type-locality: Near San Francisco de Macanao, Isla Margarita, Venezuela.
 1964 Drymarchon corais margaritae—Roze, Mem. Soc. Cien. Nat. La Salle, Venezuela, 69: 222.

Distribution: Known only from western Margarita Island, Venezuela.

Drymarchon corais melanurus (Duméril, Bibron and Duméril)

- 1854 Spilotes melanurus Duméril, Bibron and Duméril, *Erp. Gén.*, 7: 224. Type-locality: Mexico.
- 1867 Geoptyas collaris Steindachner, *Sitz. Math.-Naturwiss. Kl. Akad. Wiss. Wien*, 55 (1); 271, pl. 3, figs. 4-7. Type-locality: Brazil.
- 1899 Drymarchon corais melanurus—Stejneger, *North Amer. Fauna*, 14: 70.
- 1941 Drymarchon corais melanocercus Smith (substitute name for melanurus Duméril, Bibron and Duméril), *Jour. Washington Acad. Sci.*, 31: 473.

Distribution: Pacific slopes of Colombia and Ecuador; Northern Venezuela; Central America to Veracruz, Mexico, on Atlantic Slope and to Nicaragua on Pacific Slope.

Drymarchon corais rubidus Smith

- 1941 Drymarchon corais rubidus Smith, *Jour. Washington Acad. Sci.*, 31: 474. Type-locality: Rosario, Sinaloa, Mexico.
- 1942 Drymarchon corais cleofae Brock, *Copeia*, 1942: 249. Type-locality: Isla Maria Cleofa, Tres Marias Islands, Mexico.

Distribution: Low and moderate elevations of Pacific coast from Sinaloa, Mexico, south to Isthmus of Tehuantepec and apparently through valley of Río Grijalva, Chiapas into extreme southwestern Guatemala.

Drymarchon corais unicolor Smith

- 1941 Drymarchon corais unicolor Smith, *Jour. Washington Acad. Sci.*, 31: 470. Type-locality: La Esperanza, near Escuintla, Chiapas, Mexico.

Distribution: Low and moderate elevations from Chiapas, Mexico along Pacific coast into Nicaragua.

DRYMOBIUS Fitzinger

1843 Drymobius Fitzinger, Systema Reptilium: 26. Type-species: Herpetodryas margaritifera Schlegel.
 1893 Crossanthera Cope, American Naturalist, 1893: 481. Type-species: Dendrophidium melanotropis Cope.

Distribution: Texas on Atlantic slope and Chiapas, Mexico on Pacific slope through Central America to Ecuador, Peru and Venezuela.

Content: Four species.

Key to the species

1. Dorsal pattern not reticulate; individual scales not green surrounded by black-----2
 Dorsal pattern reticulate; each scale green surrounded by black-----margaritifera
2. Dorsal pattern without rhomboid blotches, more or less uniform green-----3
 Dorsal pattern of rhomboid blotches---rhombifer
3. Keels on middorsal scale rows not blackish-----
 -----chloroticus
 Keels on three middorsal scale rows blackish---
 -----melanotropis

Clave de especies

1. Diseño dorsal no reticulado; escamas individualmente no verdes rodeadas de negro-----2
 Diseño dorsal reticulado; cada escama verde, rodeada de negro-----margaritifera
2. Diseño dorsal sin manchas romboidales, más o menos uniformemente verde-----3
 Diseño dorsal de manchas romboidales---rhombifer
3. Quillas de las filas mediodorsales no negras---
 -----chloroticus
 Quillas de las tres filas mediodorsales negras---
 -----melanotropis

DRYMOBIUS CHLOROTICUS (Cope)

1886 Dendrophidium chloroticum Cope, Proc. Amer. Phil. Soc., 23 (1885): 278. Type-locality: Guatemala; restricted by Cope, Bull. U.S. Nat. Mus., 32, 1887, 69, to Cobán, [Alta Verapaz], Guatemala.

1887 Drymobius chloroticus—Cope, Bull. U.S. Nat. Mus., 32: 69.

Distribution: Moderate and intermediate elevations; San Luis de Potosí, Mexico, along Caribbean coast to Honduras, and Isthmus of Tehuantepec, Mexico to Costa Rica on Pacific slope.

DRYMOBIUS MARGARITIFERUS (Schlegel)¹

1837 Herpetodryas margaritifera Schlegel, Essai Physion. Serpens, 2: 184. Type-locality: New Orleans (in error); restricted by Smith, Proc. U.S. Nat. Mus., 92, 1942, 383, to Veracruz, Mexico; further restricted to Córdoba, Veracruz, by Smith and Taylor, Univ. Kansas Sci. Bull., 33, 1950, 347.

1878 D. [rymobius] margaritifera—Cope, Proc. Amer. Phil. Soc., 17 (1877): 35.

Distribution: Texas through Central America to South America.

Content: Four subspecies, one (fistulosus Smith) extralimital.

Key to the subspecies

1. Anterior margins of median dorsal scales blue in adults, white in faded specimens, gray in juveniles; well differentiated from black scale tip-----2
 Color not as above-----occidentalis

Clave de subspecies

1. Borde anterior de escamas dorsales medianas azul en adultos, claro en especímenes marchitados, gris en juveniles; bien diferenciado de ápices negros de escama-----2
 Diseño dorsal no como el anterior-----
 -----occidentalis

¹A petition currently before the International Commission for Zoological Nomenclature [Z.N.(S.) 1704] would set aside Coluber Chiametla Shaw, Gen. Zool., Amphib., 2, 1802, 440, in favor of its younger synonym, margaritifera Schlegel. The rules direct the retention of the status quo until a decision is reached, so we retain the junior synonym here. The name chiametla would apparently be allocated to subspecies fistulosus, if used.

2. Adults retaining juvenile pattern of 35-45 diffuse dorsal blotches or bands, 2-3 scale rows wide, more conspicuous anteriorly; ground color turquoise-green in life (dull or bluish-gray in preservative), dorsal scales almost entirely black (on dark blotches) to almost entirely turquoise-green (on lighter areas), bordered with gray or black, always black-tipped-----maydis
-----maydis
Not as above-----margaritiferus
2. Adultos reteniendo el patrón juvenil de unas 35-45 manchas o bandas dorsales que se extienden hasta el origen de las ventrales; color de fondo verde-turquesa en vida (gris opaco o azulado en líquido preservativo), dorsales color verde-turquesa con grados variables de pigmentación negra o gris oscura; ápice de las dorsales siempre negro-----maydis
No como el anterior-----margaritiferus

Drymobius margaritiferus margaritiferus (Schlegel)

1855 Zamenis tricolor Hallowell, Jour. Acad. Nat. Sci. Phila., (2) 3: 34, pl. 3.
Type-locality: Honduras.

1890 Drymobius margaritiferus [margaritiferus]—Bocourt, Miss. Sci. Mex., Reptiles: 718.

Distribution: Low and moderate elevations from Texas south along Caribbean coast to northern South America.

Drymobius margaritiferus maydis Villa

1968 Drymobius margaritiferus maydis Villa, Rev. Biol. Trop. Costa Rica, 15: 117, figs. 2-4.
Type-locality: Great Corn Island, Departamento de Zelaya, Nicaragua.

Distribution: Known only from Great Corn Island, Nicaragua.

Drymobius margaritiferus occidentalis Bocourt

1890 Drymobius margaritiferus var. occidentalis Bocourt, Miss. Sci. Mex., Rept.: 718. Type-locality: Near Volcán Atitlán, Guatemala.

Distribution: Low and moderate elevations on Pacific coast of Chiapas, Mexico east to El Salvador.

DRYMOBIUS MELANOTROPIS (Cope)

1876 Dendrophidium melanotropis Cope, Jour. Acad. Nat. Sci. Phila., (2) 8 (1875): 134, pl. 26, fig. 1.
Type-locality: Costa Rica.

1933 Drymobius melanotropis—Stuart, Copeia, 1933: 10.

Distribution: Nicaragua to Panama.

DRYMOBIUS RHOMBIFER (Günther)

1860 Coryphodon rhombifer Günther, Proc. Zool. Soc. London, 1860: 236. Type-locality: Esmeraldas, Ecuador.

1888 Drymobius rhombifer—Bocourt, Miss. Sci. Mex., Rept., pl. 43, fig. 1.

Distribution: From Nicaragua to Peru, Venezuela, Colombia, and Ecuador.

DRYMOLUBER Amaral

1929 Drymoluber Amaral, Mem. Inst. Butantan, 4: 335, fig. Type-species: Herpetodryas dichroa Peters.

Distribution: Tropical South America, from northeastern Brazil and Guianas through Amazonian region to Colombia, Ecuador and Peru.

Content: Two species.

Key to the species

Clave de especies

- | | |
|--|--|
| 1. Dorsal scales in 15 rows----- <u>dichrous</u> | 1. Escamas dorsales en 15 filas----- <u>dichrous</u> |
| Dorsal scales in 17 rows----- <u>brazili</u> | Escamas dorsales en 17 filas----- <u>brazili</u> |

DRYMOLUBER BRAZILI (Gomes)

1918 Drymobius Brazili Gomes, Mem. Inst. Butantan, 1: 81, pl. 14, fig. 2. Type-locality: Estação de Engenheiro Lisboa, near Uberaba, Estado de Minas Gerais, Brazil.

1923 Drymobius rubriceps Amaral, Proc. New England Zool. Club, 8: 85. Type-locality: Estado de São Paulo, Brazil.

1932 Drymoluber brazili---Stuart, Occ. Pap. Mus. Zool. Univ. Mich., 236: 3.

Distribution: South central Brazil.

DRYMOLUBER DICHROUS (Peters)

1863 Herpetodryas dichroa Peters, Monats. Akad. Wiss. Berlin, 1863: 284. Type-locality: Brazil; Surinam.

1868 Herpetodryas occipitalis Günther, Ann. Mag. Nat. Hist., (4) 1: 430. Type-locality: Pebas, Ecuador.

1868 Spilotes piceus Cope, Proc. Acad. Nat. Sci. Phila., 1868: 105. Type-locality: Napo or Upper Marañón, Ecuador.

1930 Drymoluber dichrous---Amaral, Mem. Inst. Butantan, 4: 82.

Distribution: Colombia, Ecuador, eastern Peru, northern Brazil, Amazonian Venezuela.

ELAPHE Fitzinger

- 1833 Elaphe Fitzinger, in Wagler, *Descrip. Icon. Amphib.*, 3: text for pl. 27. Type-species: Elaphe parreysii Fitzinger = Coluber quatuorlineatus Lacépède.
 1843 Pantherophis Fitzinger, *Syst. Rept.*: 25. Type-species: Coluber guttatus Linnaeus.
 1853 Scotothis Baird and Girard, *Cat. N. Amer. Rept.*: 73. Type-species: Coluber alleghaniensis Holbrook = C. obsoletus Say.
 1943 Pseudelaphe Mertens and Rosenberg (subgenus novum), *Wochenschrift (Blätter) für Aquarien und Terrarienkunde*, 3: 61. Type-species: Coluber flavirufus Cope.

Distribution: United States through Central America to Panama and Costa Rica.

Content: Eight species, six of which (guttata Linnaeus, vulpina Baird and Girard, obsoleta Say, phaescens Dowling, rosaliae Mocquard and subocularis Brown) are extralimital, according to Dowling, *Occ. Pap. Mus. Zool. Univ. Mich.*, 541, 1952.

Key to the species

Clave de especies

- | | |
|---|--|
| <p>1. With three dark bands on parietal region, one on midline between parietals and one on outer margin of each parietal; usually eight upper labials-----<u>triaspis</u></p> <p>Lacking three more or less continuous bands on parietals; usually nine upper labials-----<u>flavirufa</u></p> | <p>1. Con tres bandas oscuras en la región parietal, una en la línea media entre parietales y una en borde externo de cada parietal; usualmente ocho labiales superiores-----<u>triaspis</u></p> <p>Sin tres bandas más o menos continuas en los parietales; usualmente nueve labiales superiores-----<u>flavirufa</u></p> |
|---|--|

ELAPHE FLAVIRUFA (Cope)

- 1867 Coluber flavirufus Cope, *Proc. Acad. Nat. Sci. Phila.*, 1867: 319. Type-locality: Yucatán; restricted to vicinity of Campeche, Campeche, by Dowling, *Occ. Pap. Mus. Zool. Univ. Mich.*, 542, 1952, 3.
 1936 Elaphe flavirufa—Caige, *Carnegie Inst. Washington Publ.*, 547: 299.

Distribution: Mexico and Guatemala on Caribbean Coast to Corn Island, Nicaragua.

Content: Four subspecies, two of which (flavirufa Cope and matudai Smith) are extralimital.

Key to the subspecies

Clave de subspecies

- | | |
|---|---|
| <p>1. Maximum 34 (usually 33) scale rows; posterior minimum 23 scale rows----<u>polysticha</u></p> <p>Maximum 31 scale rows; posterior minimum 21 scale rows-----<u>pardalina</u></p> | <p>1. Máximo 34 (usualmente 33) filas de escamas; mínimo posterior 23 filas-----<u>polysticha</u></p> <p>Máximo 31 filas de escamas; mínimo posterior 21 filas-----<u>pardalina</u></p> |
|---|---|

Elaphe flavirufa pardalina (Peters)

- 1868 Elaphis pardalinus Peters, *Monats. Akad. Wiss. Berlin*, 1868: 642. Type-locality: Unknown.
 1887 Elaphis rodriguezii Bocourt, *le Naturaliste*, (2) 14: 168. Type-locality: Panzos, Alta Verapaz, Guatemala.
 1952 Elaphe flavirufa pardalina—Dowling, *Occ. Pap. Mus. Zool. Univ. Mich.*, 540: 9.

Distribution: Alta Verapaz, Guatemala through Honduras to Corn Island, Nicaragua.

Elaphe flavirufa polysticha Smith and Williams

- 1966 Elaphe flavirufa polysticha Smith and Williams, *Nat. Hist. Misc. Chicago Acad. Sci.*, 185: 1. Type-locality: Ruatán Island, Islas de la Bahía, Honduras.

Distribution: Known only from type locality.

ELAPHE

ELAPHE TRIASPIS (Cope)

- 1866 Coluber triaspis Cope, Proc. Acad. Nat. Sci. Phila., 1866: 128. Type-locality: Belize; restricted to vicinity of the town of Belize, British Honduras, by Smith and Taylor, Univ. Kansas Sci. Bull., 33, 1950, 316.
- 1929 Elaphe triaspis—Amaral, Mem. Inst. Butantan, 4: 159.

Distribution: Arizona through Mexico and Central America to Costa Rica.

Content: Three subspecies, one of which (intermedia Boettger) is extralimital, according to most recent revision by Dowling, Zoologica, 45, 1960, 53-80.

Key to the subspecies

1. Median frontoparietal band with small rounded opening at about middle of suture between parietals; band not open anteriorly-----triaspis
 Median frontoparietal band with elongate opening along suture between parietals; band usually opening anteriorly, thus forming a "Y"-----mutabilis

Clave de subspecies

1. Una banda frontoparietal mediana, con una abertura pequeña y redonda aproximadamente en el medio de la sutura entre parietales; banda no abierta anteriormente----triaspis
 Una banda frontoparietal con abertura alargada sobre la sutura interparietal; banda generalmente abierta anteriormente formando una "Y"-----mutabilis

Elaphe triaspis triaspis (Cope)

- 1948 [Elaphe triaspis triaspis]—Stuart, Misc. Publ. Mus. Zool. Univ. Mich., 69: 68.
- 1960 Elaphe triaspis triaspis—Dowling, Zoologica, 45: 71, figs. 1, 9a.

Distribution: Yucatán Peninsula, from Chichén Itzá and Mérida south to Uaxactún, in Petén, Guatemala.

Elaphe triaspis mutabilis (Cope)

- 1885 Coluber mutabilis Cope, Proc. Amer. Phil. Soc., 1884: 175. Type-locality: Verapaz, Guatemala and Costa Rica.
- 1948 Elaphe triaspis mutabilis—Stuart, Misc. Publ. Mus. Zool. Univ. Mich., 69: 68.
- 1960 Elaphe triaspis mutabilis—Dowling, Zoologica, 45: 72, fig. 9b.

Distribution: Highlands of Guatemala south to vicinity of San José, Costa Rica.

ELAPOMOJUS Jan

- 1862 Elapomojus Jan, Arch. Zool. Anat. Fis., 2: 42. Type-species: Elapomorphus (Elapomojus) dimidiatus Jan.
1896 Elapomoius Boulenger (emendation of Elapomojus), Cat. Sn. Brit. Mus., 3: 238.
1898 Elapohomoeus Berg (emendation of Elapomojus), An. Mus. Nac. Buenos Aires, 6: 28.

Distribution: As for single known species.

Content: One species.

ELAPOMOJUS DIMIDIATUS Jan

- 1862 E. [lapomorphus (Elapomojus)] dimidiatus Jan, Arch. Zool. Anat. Fis., 2: 47. Type-locality: Brazil.
1896 Elapomoius dimidiatus—Boulenger, Cat. Sn. Brit. Mus., 3: 238.

Distribution: Known only from type specimen, which is no longer extant.

ELAPOMORPHUS Wiegmann

- 1843 Elapomorphus Wiegmann, Fitzinger, Syst. Rept.: 25. Type-species: Calamaria Blumii Schlegel.
 1858 Elapocephalus Günther, Cat. Sn. Brit. Mus.: 276. Type-species: Elapocephalus taeniatus Günther.
 1862 Phalotris Cope, Proc. Acad. Nat. Sci. Phila., 1861: 524. Type-species: Elapomorphus tricolor Duméril, Bibron and Duméril.

Distribution: Tropical and subtropical South America; from northeastern Brazil to Argentina.

Content: Eight species.

Key to the species

1. Two prefrontals-----2
One prefrontal-----4
2. Dorsal pattern with three longitudinal stripes-----3
Dorsal pattern with five longitudinal stripes-----quinquelineatus
3. Parietals at least twice as long as broad;
ventrals 176-184-----wuchereri
Parietals not twice as long as broad; ventrals
190-234-----lepidus
4. Parietals separated from labials by
temporals-----5
Parietals in contact with labials; anterior
temporal absent-----nasutus
5. Dorsal pattern not lineate-----6
Dorsum with lineate pattern-----bilineatus
6. Dorsal scales spotted with black on posterior
tip; nuchal collar three scales wide; ventrals
more than 223-----mertensi
Dorsal scales without black spotting; nuchal
collar six scales wide; fewer than 217
ventrals-----tricolor
7. With fourth labial in contact with parietal----
-----bollei
With fifth labial in contact with parietal----
-----nasutus

Clave de especies

1. Dos prefrontales-----2
Una prefrontal-----4
2. Diseño dorsal con tres líneas longitudinales--3
Diseño dorsal con cinco líneas longitudinales--
-----quinquelineatus
3. Parietales por lo menos doblemente más largas
que anchas; ventrales 176-184-----wuchereri
Parietales no doblemente largas que anchas;
ventrales 190-234-----lepidus
4. Parietales separadas de labiales por
temporales-----5
Parietales en contacto con labiales; sin
temporal anterior-----nasutus
5. Diseño dorsal no lineado-----6
Diseño dorsal lineado-----bilineatus
6. Escamas dorsales manchados de negro en el
ápice; collar nuchal estrecho de tres escamas
de ancho; ventrales más de 223-----mertensi
Escamas dorsales sin manchas negras; ancho
collar nuchal que ocupa seis escamas; menos de
217 ventrales-----tricolor
7. Con cuarta labial en contacto con parietal----
-----bollei
Con quinta labial en contacto con parietal----
-----nasutus

ELAPOMORPHUS BILINEATUS Duméril, Bibron and Duméril

- 1854 Elapomorphus bilineatus Duméril, Bibron and Duméril, Erp. Gén., 7: 839. Type-locality: Corrientes, Argentina.
 1854 Elapomorphus lemniscatus Duméril, Bibron and Duméril, Erp. Gén., 7: 840. Type-locality: "Amérique du Sud".
 1860 Elapomorphus reticulatus Peters, Monats. Akad. Wiss. Berlin, 1860: 518, pl., fig. 2. Type-locality: "Brazil?"
 1884 Elapomorphus lheringi Strauch, Bull. Acad. Imp. Sci. Saint Petersburg, 29: 571. Type-locality: Mundo Novo, Rio Grande do Sul, Brazil.
 1885 Phalotris melanopleurus Cope, Proc. Amer. Phil. Soc., 22: 189. Type-locality: Rio Grande do Sul, Brazil.
 1889 Elapomorphus trilineatus Boulenger, Ann. Mag. Nat. Hist., (6) 4: 265. Type-locality: Camaquã River District, Rio Grande do Sul, Brazil.
 1913 Elapomorphus speqazzinii Boulenger, Ann. Mus. Civ. Stor. Nat. Genova, (3) 6: 49. Type-locality: La Plata, Argentina.
 1924 Elapomorphus suspectus Amaral, Jour. Washington Acad. Sci., 14: 202. Type-locality: Pilar, near Córdoba, Argentina.

Distribution: Southern Brazil, Uruguay, Paraguay and Argentina.

ELAPOMORPHUS BOLLEI Mertens

1934 Elapomorphus bollei Mertens, Senckenbergiana, 34: 183, fig. 1. Type-locality: Tandil, about 350 km south of Buenos Aires and about 150 km from coast, Provincia de Buenos Aires, Argentina.

Distribution: Known only from type locality.

ELAPOMORPHUS LEPIDUS Reinhardt

1861 Elapomorphus lepidus Reinhardt, Vidensk. Medd. Naturhist. Foren. Kjöbenhavn, 2 (1860): 239, pl. 4, fig. 6-9. Type-locality: "Arrayal de Bicudo near Rio da casca, Minas, Brazil".

1896 Elapomorphus lepidus—Boulenger, Cat. Sn. Brit. Mus., 3: 241.

Distribution: Estados do Minas Gerais, Bahia, Espirito Santo, and Rio de Janeiro, Brazil.

ELAPOMORPHUS MERTENSI Hoge

1955 Elapomorphus mertensi Hoge, Senckenbergiana Biol., 36: 301, pl. 27 and pl. 29, fig. 3.
Type-locality: Serra Azul, São Paulo, Brazil.

Distribution: São Paulo, Mato Grosso, Minas Gerais, and Paraná, Brazil.

ELAPOMORPHUS NASUTUS Gomes

1915 Elapomorphus nasutus Gomes, Ann. Paulistas Med. Cirurg., 4: 121, pl. 3, fig. 1-3. Type-locality: Paineiras, near Uberaba, Estado de Minas Gerais, Brazil.

1949 Elapomorphus nasutus—Hoge, Mem. Inst. Butantan, 21 (1948): 67, 4 figs.

Distribution: "Triângulo Mineiro", Estado de São Paulo; also Minas Gerais and Santa Catarina, Brazil.

ELAPOMORPHUS QUINQUELINEATUS (Raddi)

1820 Coluber 5-Lineatus Raddi, Mem. Soc. Italiana Sci. Modena, 18, (Mem. 2, Fisica): 339, pl.
Type-locality: Near Rio de Janeiro, Brazil.

1837 Galamaria Blumii Schlegel, Essai Phys. Serp., 2: 45. Type-locality: Estado do São Paulo, Brazil.

1858 Elapocephalus taeniatus Günther, Cat. Sn. Brit. Mus.: 276. Type-locality: "America" ("North America", according to Gray, Cat. Sn. Brit. Mus., 1849, 78, referring to same specimen).

1959 Elapomorphus quinqueineatus—Hoge, Mem. Inst. Butantan, 28 (1957-58): 270.

Distribution: Eastern and Central Brazil.

ELAPOMORPHUS TRICOLOR Duméril, Bibron and Duméril

1854 Elapomorphus tricolor Duméril, Bibron and Duméril, Exp. Gén., 7: 837. Type-locality: Santa Cruz "Santa Cruz de la Sierra à Chuquisaca, en Bolivia", according to Vanzolini, Rev. Bras. Biol., 8, 1948, 383.

1955 Elapomorphus tricolor—Hoge, Senckenbergiana Biol., 36: 301, pls. 28 and 29, fig. 4.

Distribution: Southern and western Brazil, Bolivia, Uruguay, Argentina and Paraguay.

ELAPOMORPHUS WUCHERERI Günther

1861 Elapomorphus wuchereri Günther, Ann. Mag. Nat. Hist., (3) 7: 415, fig. Type-locality: Bahia, Brazil (according to Boulenger, Cat. Sn. Brit. Mus., 3, 1896, 240, who recognized the composite nature of Günther's type series, and fixed the name using two female syntypes from Bahia).

1861 Elapomorphus accedens Jan, Arch. Zool. Anat. Fis., 2: 46. Type-locality: Bahia, Brazil.

1896 Elapomorphus wuchereri—Boulenger, Cat. Sn. Brit. Mus., 3: 240.

Distribution: Known from Bahia and Espirito Santo, Brazil.

ENULIUS Cope

1871 Enulius Cope, Proc. Amer. Philos. Soc., 11: 558. Type-species: Enulius murinus Cope.

1872 Leptocalamus Günther, Ann. Mag. Nat. Hist., (4) 9: 16. Type-species: Leptocalamus torquatus Günther.

Distribution: Western and southern Mexico through Central America to Colombia.

Content: Three species, one of which (oligostichus Smith, Ardnt and Sherbrooke) is extralimital, according to latest summary of genus, by Smith, Ardnt and Sherbrooke, Nat. Hist. Misc. Chicago Acad. Sci., 186, 1967.

Key to the species

Clave de especies

- | | |
|--|--|
| <p>1. Rostral pointed; 17 scale rows at midbody-----
-----<u>flavitorques</u>
Rostral not pointed; 15 scale rows at midbody--
-----<u>sclateri</u></p> | <p>1. Rostral puntiaguda; 17 filas de escamas en el
medio cuerpo-----<u>flavitorques</u>
Rostral no puntiaguda; 15 filas de escamas en
el medio cuerpo-----<u>sclateri</u></p> |
|--|--|

ENULIUS FLAVITORQUES (Cope)

1869 Liophis flavitorques Cope, Proc. Acad. Nat. Sci. Phila., 1868: 307. Type-locality: Río Magdalena, Colombia.

1938 Enulius flavitorques—Dunn, Proc. Acad. Nat. Sci. Phila., 89: 415.

Distribution: Southern Mexico through Central America to Colombia.

Content: Three subspecies, two of which (sumichrasti Bocourt and unicolor Fischer) are extralimital.

Enulius flavitorques flavitorques (Cope)

1871 Enulius murinus Cope, Proc. Amer. Philos. Soc., 11: 558. Type-locality: Chinandega, Nicaragua (this new genus and species were also described by Cope in second and third Ann. Rept. Peabody Acad. Sci., 1869-1870 [1871], 80. It is uncertain which paper was published first, according to Osborne, Biog. Mem. Nat. Acad. Sci., 13, 1930, 193-195).

1872 Leptocalamus torquatus Günther, Ann. Mag. Nat. Hist., (4) 9: 17. Type-locality: South America.

1967 [Enulius] f[flavitorques] flavitorques—Smith, Ardnt and Sherbrooke, Nat. Hist. Misc. Chicago Acad. Sci., 186: 4.

Distribution: Guatemala to Colombia.

ENULIUS SCLATERI (Boulenger)

1894 Leptocalamus sclateri Boulenger, Cat. Sn. Brit. Mus., 2: 251, pl. 12, fig. 1. Type-locality: South America.

1938 Enulius slateri (sic)—Dunn, Proc. Acad. Nat. Sci. Phila., 89: 417.

Distribution: Nicaragua, Panama, Colombia.



EPICRATES Wagler

- 1830 Epicrates Wagler, Nat. Syst. Amphib.: 168. Type-species: Boa Cenchria Linnaeus.
 1844 Chilabothrus Duméril and Bibron, Erp. Gén., 6: 562. Type-species: Boa inornatus Reinhardt.
 1849 Cliftia Gray, Cat. Sn. Brit. Mus.: 99. Type-species: Cliftia fusca Gray.
 1856 Epicarsius Fischer, Abh. Nat. Ver. Hamburg., 3: 94. Type-species: Epicarsius cupreus Fischer.
 1856 Homalochilus Fischer, Abh. Nat. Ver. Hamburg., 3: 100. Type-species: Homalochilus striatus Fischer.
 1881 Piesiqaster Seoane, Abh. Senck. Ges., 12: 217. Type-species: Piesiqaster Boettgeri Seoane.

Distribution: From Costa Rica to Argentina; Antilles.

Content: Seven species, six of which (angulifer Bibron, exsul Netting and Goin, gracilis Fischer, inornatus Reinhardt, striatus Fischer, and subflavus Stejneger) are extralimital.

EPICRATES CENCHRIA (Linnaeus)

- 1758 Boa Cenchria Linnaeus, Systema Naturae, Ed. 10: 215. Type-locality: Surinam.
 1766 Boa Cenchris Gmelin, Systema Naturae, Ed. 13: 1083. Type-locality: Surinam.
 1788 Coluber tamachia Scopoli, Deliciae Florae et Faunae Insubricae etc., 3: 38, pl. 19, fig. 1. Type-locality: none given.
 1803 Boa ternatea Daudin, Hist. Nat. Rept., 5: 153. Type-locality: none given.
 1803 Boa Aboma Daudin, Hist. Nat. Rept., 5: 132, pl. 62, fig. 2. Type-locality: Surinam and Guiana.
 1803 Boa annulifer Daudin, Hist. Nat. Rept., 5: 202, pl. 63, fig. 3. Type-locality: South America.
 1816 Oraco ocellatus Oken, Lehrb. Naturg., 3: 227. We have been unable to verify this citation from Boulenger, Cat. Sn. Brit. Mus., 1, 1893, 94.
 1830 [Epicrates] Cenchria—Wagler, Nat. Syst. Amphib.: 168.
 1849 Cliftia fusca Gray, Cat. Sn. Brit. Mus.: 99. Type-locality: India.
 1854 Boa liberiensis Hallowell, Proc. Acad. Nat. Sci. Phila., 1854: 100. Type-locality: Liberia; in error, corrected to South America by Hallowell, Proc. Acad. Nat. Sci. Phila., 1857, 66.
 1856 Epicarsius cupreus Fischer, Abh. Nat. Ver. Hamburg., 3: 96, pl. 2, figs. 1a-1b. Type-locality: Puerto Cabello, Venezuela.

Distribution: Costa Rica to Argentina; Trinidad and Tobago.

Comment: Recent authors who have described subspecies of this species have not indicated where they thought the synonyms listed above should be assigned. Some of them could easily be prior names for currently recognized taxa. We cannot attempt to make any allocations at this time, but some future worker will need to do so.

Content: Nine subspecies.

Key to the subspecies

1. Dorsal pattern always including some conspicuous dorsal spots-----2
 Dorsum uniformly colored-----maurus
2. Lateral ocelli, located in interspaces between median distal spots, without outer ring of light color-----3
 Same ocelli bordered by light ring-----5
3. Lateral ocelli uniform, without lighter center-----4
 Lateral ocelli with central area lighter than rest of spot-----gaipei
4. Ventrals with dark spotting on lateral margins-----cenchria
 Ventrals not spotted laterally--hygrophilus

Clave de subespecies

1. Coloración dorsal no uniforme, manchas bien conspicuas-----2
 Coloración dorsal uniforme, manchas obsoletas o del mismo color del cuerpo--maurus
2. Ocelos laterales múltiples, ubicados en los intervalos de las manchas medio dorsales, no circundados de color claro-----3
 Ocelos laterales múltiples, ubicados en los intervalos de las manchas medio dorsales, circundados de color claro-----5
3. Ocelos laterales oscuros sin el centro blanco-----4
 Ocelos laterales oscuros con el centro blanco-----gaipei
4. Cara ventral manchada de oscuro en su margen lateral-----cenchria
 Cara ventral no manchada de oscuro ni aun lateralmente-----hygrophilus

- | | |
|---|--|
| <p>5. Median dorsal spots bordered by black area which does not contact border of neighboring blotch-----6
Median dorsal spots fused laterally by broad dark band-----8</p> <p>6. Median dorsal spots not saddle-shaped-----7
Median dorsal spots saddle-shaped--<u>barbouri</u></p> <p>7. Median dorsal stripe on head broken by a circumnuchal stripe; more than 245 ventrals-----<u>assisi</u>
Median dorsal stripe on head fused with circumnuchal stripe; fewer than 240 ventrals-----<u>polylepis</u></p> <p>8. More than 47 scale rows at midbody; 47-55 caudals-----<u>alvarezi</u>
Fewer than 47 scale rows at midbody; 34-45 caudals-----<u>crassus</u></p> | <p>5. Manchas medio dorsales aisladas por bordes negros que no contactan entre sí-----6
Manchas medio dorsales fusionadas lateralmente por ancha banda oscura-----8</p> <p>6. Sin manchas medio dorsales en forma de silla de montar-----7
Manchas medio dorsales en forma de silla de montar-----<u>barbouri</u></p> <p>7. Estría medio cefálica separada de la estría circumnuchal; más de 245 ventrales---<u>assisi</u>
Estría medio cefálica fusionada con la circumnuchal, menos de 240 ventrales-<u>polylepis</u></p> <p>8. Más de 47 hileras medio dorsales; 47-55 caudales-----<u>alvarezi</u>
Menos de 47 hileras medio dorsales; 34-45 caudales-----<u>crassus</u></p> |
|---|--|

Epicrates cenchria cenchria Linnaeus

1929 Epicrates cenchria cenchria—Amaral, Mem. Inst. Butantan, 4: 77.

Distribution: Amazonian Basin; southern Venezuela and coastal Guianas.

Epicrates cenchria alvarezi Abalos, Baez and Nader

1964 Epicrates cenchria alvarezi Abalos, Baez and Nader, Acta. Zool. Lilloana, 20: 218, fig. 3.
Type-locality: Forres, Depto. Robles, Santiago del Estero, Argentina.

Distribution: Provincia de Santiago del Estero, Argentina.

Epicrates cenchria assisi Machado

1945 Epicrates cenchria assisi Machado, Bol. Inst. Vital Brazil, 27: 61, fig. Type-locality: Campina Grande, Paraíba do Norte, NE Brazil.

1954 Epicrates cenchria xerophilus Amaral, Mem. Inst. Butantan, 26: 237. Type-locality: Rio Branco, Pernambuco, Brazil.

Distribution: Piauí to northern Bahia in Caatinga region of Brazil.

Epicrates cenchria barbouri Stull

1938 Epicrates cenchria barbouri Stull, Occ. Pap. Boston Soc. Nat. Hist., 8: 300. Type-locality: Marajó Island, Para, Brazil.

Distribution: Known only from type locality.

Epicrates cenchria crassus (Cope)

1862 Epicrates crassus Cope, Proc. Acad. Nat. Sci. Phila., 1862: 349. Type-locality: Cadosa, Parana River, Paraguay.

1929 Epicrates cenchria crassus—Amaral, Mem. Inst. Butantan, 4: 140.

Distribution: Southern Brazil, Paraguay and northern Argentina.

Epicrates cenchria gaipei Stull

1938 Epicrates cenchria gaipei Stull, Occ. Pap. Boston Soc. Nat. Hist., 8: 298. Type-locality: Buenavista, Santa Cruz, Bolivia.

Distribution: Eastern lowlands of Bolivia and Peru.

Epicrates cenchria hygrophilus Amaral

1954 Epicrates cenchria hygrophilus Amaral, Mem. Inst. Butantan, 26: 239. Type-locality: Baixo Guandú, Rio Doce, Espírito Santo, Brazil.

Distribution: Estado do Amazonas and region of Rio Doce, Estado do Espírito Santo, Brazil. Restricted on west by Serra do Espinhaço, according to Amaral, loc. cit.

Epicrates cenchria maurus Gray

1849 Epicrates maurus Gray, Cat. Sn. Brit. Mus.: 96. Type-locality: Venezuela.

1863 Epicrates cupreus var. concolor Jan, Elenco Sist. Ofid.: 24. Type-locality: Costa Rica.

1935 Epicrates cenchria maurus—Stull, Proc. Boston Soc. Nat. Hist., 40: 396.

Distribution: From Costa Rica to northern Colombia and Venezuela, probably northern Guianas; Trinidad, Tobago and Margarita Islands.

Epicrates cenchria polylepis Amaral

1935 Epicrates cenchria polylepis Amaral, Mem. Inst. Butantan, 9: 236. Type-locality: None given by Amaral, specimens included came from Rio Pandeiro, Minas Gerais, and "Canna Brava" (later called Rio Canabrava), in Goiás, Brazil. In 1954 (below) Amaral selected a neotype from among the syntypes (calling it a "holotype"), thus restricting the type-locality to Rio Pandeiro.

1954 Epicrates cenchria polylepis—Amaral, Mem. Inst. Butantan, 26: 241.

Distribution: Region of rios Canabrava and Pandeiro in western Bahia and eastern Goiás, also Distrito Federal, Brazil.

ERYTHROLAMPRUS Wagler

- 1830 Erythrolamprus Wagler, Nat. Syst. Amph.: 187. Type-species: Coluber agilis Linnaeus.
 1843 Erythrophis Fitzinger, Systema Reptilium: 25. Type-species: Erythrolamprus venustissimus Wagler.

Distribution: Nicaragua to southern Brazil and Peru east of Andes, and to northwestern Ecuador on Pacific slope.

Content: Six species.

Key to the species

1. Body with complete black rings-----2
Body reddish, without rings; 25-26 black dorsal spots with light centers-----aesculapii
2. Each dorsal ring equidistant from others-----3
Dorsal rings arranged in pairs-----6
3. Lacking black rings bordered by white rings of equal width-----4
Black rings with white borders of equal width-----guentheri
4. Red areas less than three times as wide as black rings; lacking light band between eyes-----5
Red areas at least three times as wide as black rings; with light band between eyes-----aesculapii
5. Posterior maxillary teeth strongly grooved; more than 50 subcaudals-----pseudocorallus
Posterior maxillary teeth not grooved, may be weakly striated; subcaudals fewer than 52-----minus
6. Black rings in pairs; distance between pairs equal to width of pair-----7
Black rings in pairs; distance between pairs reduced by extension of red interspaces-----aesculapii
7. Black rings not divided dorsally-----8
Black rings divided dorsally, giving appearance of tetrad formation-----bauperthuisii
8. Fewer than 45 caudals-----aesculapii
More than 45 caudals-----bizona

Clave de especies

1. Cuerpo con anillos negros completos-----2
Cuerpo rojizo sin anillos; 25-26 manchas negras dorsales con el centro claro-----aesculapii
2. Anillos dorsales aislados-----3
Anillos dorsales en parejas-----6
3. Sin anillos negros bordeados de blancos de igual ancho-----4
Con anillos negros con borde blanco de igual ancho al de ellos-----guentheri
4. Espacios rojos de menor extensión que tres anillos negros; sin banda clara sobre los ojos-----5
Espacios rojos por lo menos tres veces al ancho de los anillos negros; con banda clara sobre los ojos-----aesculapii
5. Dientes posteriores fuertemente acanalados; subcaudales más de 50-----pseudocorallus
Dientes posteriores no acanalados o con suaves estrías; subcaudales menos de 52-----minus
6. Anillos negros dispuestos en parejas que equidistan entre sí-----7
Anillos negros dispuestos en parejas; cada dos parejas, interespacio entre sí menor, por extensión de interespacio rojo-----aesculapii
7. Sin anillos negros con fisura dorsal que se asemejan a tétradas-----8
Con anillos negros con fisura dorsal que se asemejan a tétradas-----bauperthuisii
8. Menos de 45 caudales-----aesculapii
Más de 45 caudales-----bizona

ERYTHROLAMPRUS AESCULAPII (Linnaeus)

- 1766 Coluber Aesculapii Linnaeus, Systema Naturae, Ed. 12: 380. Type-locality: "Indiis".
 1766 Coluber agilis Linnaeus, Systema Naturae, Ed. 12: 381. Type-locality: "Indiis".
 1789 Coluber nigrofasciatus Lacépède, Histoire Naturelle des Serpens, 2: 98. Type-locality: None given.
 1803 Coluber atro-cinctus Daudin, Hist. Nat. Rept., 6: 389. Type-locality: None given.
 1823 Coluber binatus Lichtenstein, Verzeichniss der Doubletten des Zoologischen Museums der Königl. Universität zu Berlin: 105. Type-locality: Brazil.
 1854 Erythrolamprus Aesculapii—Duméril, Bibron and Duméril, Erp. Gén., 7: 845.
 1854 Erythrolamprus (sic) Milberti Duméril, Bibron and Duméril, Erp. Gén., 7: 854. Type-locality: "New Yorck".
 1854 Erythrolamprus intricatus Duméril, Bibron and Duméril, Erp. Gén., 7: 855. Type-locality: Unknown.
 1860 Erythrolamprus albostulatus Cope, Proc. Acad. Nat. Sci. Phila., 1860: 259. Type-locality: "Jijuca" = Tijuca, Rio de Janeiro, Brazil.

ERYTHROLAMPRUS AESCULAPII (Linnaeus), continued

- 1863 Erythrolamprus Aesculapii dicranta Jan, Arch. Zool. Anat. Fis., 2: 314. Type-locality: "Brasile, Bahia, Popayan".
 1863 Erythrolamprus Aesculapii confluentus Jan, Arch. Zool. Anat. Fis., 2: 315. Type-locality: "America".

Distribution: Amazonian South America to central Brazil and Bolivia; Tobago Island.

Content: Five subspecies.

Comment: None of the recent authors who have recognized subspecies within this species has discussed the proper subspecific allocation of the taxa listed above under the species name. We are not able to assign them at this time.

Key to the subspecies

Clave de subspecies

- | | |
|---|--|
| <p>1. Body with complete black rings-----2
 Body without rings; 25-26 black dorsal spots, each with light center----<u>ocellatus</u></p> <p>2. Red interspaces less than three times as wide as black rings; no light band between eyes-----3
 Red interspaces at least three times as wide as black rings; light band between eyes-----<u>monozona</u></p> <p>3. Black rings in equidistant pairs-----4
 Black rings not in equidistant pairs, but forming groups of four, with wider red interspaces between such groups-----<u>tetrazona</u></p> <p>4. Head light with dark band across eyes; red interspaces equal in width to black bands-----<u>aesculapii</u>
 Head black with light band between eyes; red space twice as wide as black rings----<u>venustissimus</u></p> | <p>1. Cuerpo con anillos negros completos-----2
 Cuerpo sin anillos; 25-26 manchas negras dorsales con el centro claro----<u>ocellatus</u></p> <p>2. Interespacios rojos, entre anillos negros, menos de tres veces más anchos que aquéllos; sin banda clara sobre los ojos-3
 Interespacios rojos; por lo menos tres veces más anchos que anillos negros; con banda clara sobre los ojos-----<u>monozona</u></p> <p>3. Anillos negros dispuestos en parejas que equidistan entre sí-----4
 Parejas de anillos negros no equidistantes; cada dos de ellas con mayor extensión del interespacio rojo entre sí-----<u>tetrazona</u></p> <p>4. Cabeza clara con banda oscura através de los ojos; espacios rojos iguales a anillos negros-----<u>aesculapii</u>
 Cabeza negra con banda clara através de los ojos; espacios rojos dos veces mayores que anillos negros-----<u>venustissimus</u></p> |
|---|--|

Erythrolamprus aesculapii aesculapii (Linnaeus)

- 1863 Erythrolamprus Aesculapii [Aesculapii]—Jan, Arch. Zool. Anat. Fis., 2: 314.

Distribution: Amazonian South America.

Erythrolamprus aesculapii monozona Jan

- 1863 [Erythrolamprus Aesculapii] monozona Jan, Arch. Zool. Anat. Fis., 2: 312. Type-locality: "Bahia", (Brazil).
 1945 Erythrolamprus aesculapii monozona—Machado, Bol. Inst. Vital Brazil, 5: 77, one pl., one fig.

Distribution: Bahia to Rio de Janeiro, Brazil.

Erythrolamprus aesculapii ocellatus Peters

- 1868 Erythrolamprus ocellatus Peters, Monats. Akad. Wiss. Berlin, 1868: 642. Type-locality: None given.
 1966 Erythrolamprus aesculapii [ocellatus]—Emsley, Copeia, 1966: 129.

Distribution: Trinidad and Tobago Island.

ERYTHROLAMPRUS

Erythrolamprus aesculapii tetrazona Jan

1863 [Erythrolamprus Aesculapii] tetrazona Jan, Arch. Zool. Anat. Fis., 2: 315. Type-locality: Bolivia.

1956 Erythrolamprus aesculapii tetrazona—Mertens, Zool. Jahrb., Abt. Syst. Oekol. Geog. Tiere, 84: 544, pl. 14, fig. 38.

Distribution: Southwestern Bolivia.

Erythrolamprus aesculapii venustissimus (Wied)

1821 Coluber venustissimus Wied, Reise nach Brasilien, 2: 75. Type-locality: None given.

1945 Erythrolamprus aesculapii venustissima—Machado, Bol. Inst. Vital Brazil, 5: 77.

Distribution: Minas Gerais and Rio de Janeiro, Brazil to eastern Bolivia, Misiones, Argentina.

ERYTHROLAMPRUS BAUPERTHUISII Duméril, Bibron and Duméril

1854 Erythrolamprus Bauperthuisii Duméril, Bibron and Duméril, Exp. Gén., 7: 850. Type-locality: "Côte ferme"; restricted by Hoge and Lancini, Bol. Mus. Cien. Nat. Caracas, 6-7, 1960, 61, to vicinity of Cumaná, Estado Sucre, Venezuela.

1959 Erythrolamprus baileyi Roze, Acta Biol. Venezuéllica, 2: 526, fig. 1. Type-locality: Caripito, Estado Monagas, Venezuela.

Distribution: Monagas, Sucre, Bolívar, and Territorio Federal Delta Amacuro, Venezuela.

ERYTHROLAMPRUS BIZONA Jan

1863 [Erythrolamprus Aesculapii] bizona Jan, Arch. Zool. Anat. Fis., 2: 314. Type-locality: "Bahia, Messico, Popayan, Cayenne, Brasile, Montevideo, Colombia"; restricted to Colombia, by Dunn and Bailey, Bull. Mus. Comp. Zool., 86, 1939, 12.

1939 Erythrolamprus bizona—Dunn and Bailey, Bull. Mus. Comp. Zool., 86: 12.

Distribution: Costa Rica to Colombia and northern Venezuela.

ERYTHROLAMPRUS GUENTHERI Garman

1883 Erythrolamprus guentheri Garman, Mem. Mus. Comp. Zool., 8 (3): 154. Type-locality: "Mexico?" (based on Erythrolamprus venustissimus var. D., Gunther, Cat. Sn. Brit. Mus., 1848, 48).

Distribution: Amazonian slopes of Ecuador.

ERYTHROLAMPRUS MIMUS (Cope)

1868 Opheomorphus mimus Cope, Proc. Acad. Nat. Sci. Phila., 1868: 307. Type-locality: "High regions of Ecuador or New Grenada".

1939 Erythrolamprus mimus—Dunn and Bailey, Bull. Mus. Comp. Zool., 86: 12.

Distribution: Honduras and Nicaragua to Peru and Ecuador.

Content: Three subspecies.

Key to the subspecies

1. Black collar covering posterior tips of parietals and at least three scales on midline of neck-----2
- Black collar either absent, represented by spots, or only about one scale wide on midline, diverging to about three scales on sides of neck-----mimus

Clave de subespecies

1. Collar negro cubriendo porción posterior de parietales y por lo menos tres escamas medialmente en la nuca-----2
- Collar negro ausente, representado por puntos o sólo de una escama de ancho medialmente, divergiendo aproximadamente tres escamas en los lados de la nuca-----mimus

- | | |
|---|---|
| <p>2. Body rings 12-15, with light centers laterally; ventrals 171-183-----<u>impar</u>
 Body rings 9-12 (rarely more); usually solid, but occasionally split ventrally on posterior part of body; ventrals 178-199-----<u>micrurus</u></p> | <p>2. Con 12-15 anillos sobre el cuerpo, con centros claros lateralmente; ventrales 171-183-----<u>impar</u>
 Con 9-12 (raramente más) anillos sobre el cuerpo, usualmente sólidos, aunque ocasionalmente pueden dividirse ventralmente en la parte posterior del cuerpo; ventrales 178-199-----<u>micrurus</u></p> |
|---|---|

Erythrolamprus mimus mimus (Cope)

1939 [Erythrolamprus mimus] mimus—Dunn and Bailey, Bull. Mus. Comp. Zool., 86: 14.

Distribution: Eastern Peru and Ecuador.

Erythrolamprus mimus impar Schmidt

1936 Erythrolamprus aesculapii impar Schmidt, Proc. Biol. Soc. Washington, 49: 49. Type-locality: Yoro, Mataderos Mts., Honduras, 3300 ft.

1939 [Erythrolamprus mimus] impar—Dunn and Bailey, Bull. Mus. Comp. Zool., 86: 13.

Distribution: Nicaragua and Honduras.

Erythrolamprus mimus micrurus Dunn and Bailey

1939 Erythrolamprus mimus micrurus Dunn and Bailey, Bull. Mus. Comp. Zool., 86: 12. Type-locality: Mine at Santa Cruz de Caña, Darién, Panama, 2000 ft.

Distribution: Atlantic Panama to Pacific Colombia and Ecuador.

ERYTHROLAMPRUS PSEUDOCORALLUS Roze

1959 Erythrolamprus pseudocorallus Roze, Acta Biol. Venezuéllica, 2: 530. Type-locality: In mountainous areas near Maracaibo, Estado Zulia, Venezuela.

Distribution: Perijá region and Maracaibo, Zulia, Venezuela.

EUNECTES Wagler

1830 Eunectes Wagler, Nat. Syst. Amphib.: 167. Type-species: Boa murina Linnaeus.

Distribution: Venezuela and Colombia to Argentina.

Content: Four species.

Key to the species

1. Scale rows at midbody 40-50-----2
Scale rows at midbody 55-80-----3
2. Dorsal pattern with single series of large uniformly black vertebral spots and with smaller lateral black spots-----deschauenseei
Dorsal pattern with two series of black vertebral blotches with lighter centers; vertical black bands laterally-----notaesus
3. Dorsal spots with lighter centers-----barbouri
Dorsal spots uniformly black-----murinus

Clave de especies

1. Filas dorsales al medio del cuerpo, entre 40-50-----2
Filas dorsales al medio del cuerpo, entre 55-80-----3
2. Diseño dorsal con una hilera de grandes manchas negras vertebrales y con manchas laterales negras, pequeñas-----deschauenseei
Diseño dorsal en dos hileras de manchas negras con el centro no melánico; lateralmente fajas verticales negras-----notaesus
3. Manchas dorsales con centros claros---barbouri
Manchas dorsales uniformemente oscuras---murinus

EUNECTES BARBOURI Dunn and Conant

1936 Eunectes barbouri Dunn and Conant, Proc. Acad. Nat. Sci. Phila., 88: 504, pl. 14, fig. 1. Type-locality: Marajó Island, mouth of Amazon River, Brazil.

Distribution: Marajó Island, Brazil.

EUNECTES DESCHAUENSEEI Dunn and Conant

1936 Eunectes deschauenseei Dunn and Conant, Proc. Acad. Nat. Sci. Phila., 88: 505, pl. 14, fig. 2. Type-locality: Marajó Island, mouth of Amazon River, Brazil.

Distribution: Marajó Island, Brazil.

EUNECTES MURINUS (Linnaeus)

1758 Boa murina Linnaeus, Systema Naturae, Ed. 10: 215. Type-locality: "America".

1831 Eunectes murina—Gray, Synopsis Species Class Reptilia, in Griffith, Cuvier's Animal Kingdom, 9: 96.

Distribution: Venezuela and Colombia to Bolivia.

Content: Two subspecies.

Key to the subspecies

1. Postocular area enclosed in two dark stripes same color as ground color of body-----murinus
Postocular area enclosed in two dark stripes markedly lighter than ground color of body-----gigas

Clave de subspecies

1. Área posocular entre dos líneas oscuras del mismo color que el cuerpo-----murinus
Área posocular entre dos líneas oscuras marcadamente más clara que el cuerpo-----gigas

Eunectes murinus murinus (Linnaeus)

1758 Eunectes scytale Linnaeus, Systema Naturae, Ed. 10: 214. Type-locality: Americas.

1824 Boa aquatica Wied, Isis von Oken, 6: 664. Type-locality: Brazil.

1936 [Eunectes murinus] murinus—Dunn and Conant, Proc. Acad. Nat. Sci. Phila., 88: 503.

Distribution: Amazonian drainage.

Eunectes murinus gigas (Latreille)

1802 Boa gigas Latreille, in Sonnini and Latreille, Hist. Nat. Rept., 3: 136. Type-locality: Guiana.

1803 Boa anacondo Oaudin (substitute name for Boa gigas Latreille), Hist. Nat. Rept., 5: 161, pl. 63, fig. 2.

1936 [Eunectes murinus] gigas—Dunn and Conant, Proc. Acad. Nat. Sci. Phila., 88: 503.

Distribution: Colombia, Venezuela, Guianas and Trinidad.

EUNECTES NOTAEUS Cope

1862 Eunectes notaeus Cope, Proc. Acad. Nat. Sci. Phila., 1862: 70. Type-locality: Paraguay River and its tributaries.

1903 Epicrates wieningeri Steindachner, Sitz. Math-Naturwiss. Kl. Akad. Wiss. Wien, 112, Abt. 1: 15. Type-locality: Altos, Paraguay.

Distribution: Bolivia, Paraguay, Uruguay, western Brazil, and northeastern Argentina.

FICIMIA Gray

1849 Ficimia Gray, Cat. Sn. Brit. Mus., 1849: 80. Type-species: Ficimia olivacea Gray.

1858 Amblymetopon Günther, Cat. Sn. Brit. Mus., 1858: 7. Type-species: Amblymetopon variegatum Günther.

Distribution: Mexico to Guatemala and Honduras.

Content: Five species, four of which are extralimital.

FICIMIA PUBLIA Cope

1866 Ficimia publia Cope, Proc. Acad. Nat. Sci. Phila. 18: 126. Type-locality: Yucatán; restricted to Chichen Itzá, Yucatán, Mexico, by Smith and Taylor, Univ. Kansas Sci. Bull., 33, 1950, 352.

Distribution: From the Isthmus of Tehuantepec to Honduras on the Atlantic and to southern Guatemala on the Pacific.

Content: Two subspecies, one (taylori Smith) extralimital.

Ficimia publia publia Cope

1883 Ficimia ornata Bocourt, Miss. Sci. Mex., 1883: 571. Type-locality: Mexico; restricted to Chichen Itzá, Yucatán, Mexico by Smith and Taylor, Univ. Kansas Sci. Bull., 33, 1950, 352.

1947 [Ficimia publia publia]—Smith, Jour. Wash. Acad. Sci., 37: 411.

Distribution: Southern Veracruz to Honduras on Atlantic, from Guerrero to Guatemala on Pacific slope.

GEOPHIS Wagler

- 1830 Catostoma Wagler, Nat. Syst. Amphib.: 194. Type-species: Catostoma chalybeum Wagler.
 1830 Geophis Wagler, Nat. Syst. Amphib.: 342. Substitute name for Catostoma Wagler, 1830, to prevent confusion with Catostomus Lesueur, 1817, a fish; Type-species: Catostoma chalybeum Wagler.
 1853 Rabdosoma Duméril, Mem. Acad. Sci., 23: 440. Type-species: Rabdosoma semidoliatum Duméril, Bibron, and Duméril.
 1859 Colobognathus Peters, Monats. Akad. Wiss. Berlin, 1859: 275. Type-species: Colobognathus Hoffmanni Peters.
 1861 Geophidium Peters, Monats. Akad. Wiss. Berlin, 1861: 923. Type-species: Geophidium dubium Peters.
 1868 Colophrys Cope, Proc. Acad. Nat. Sci. Phila., 1868: 130. Type-species: Colophrys rhodogaster Cope.
 1883 Parageophis Bocourt, Miss. Sci. Mex., Rept.: 534. Type-species: Rabdosoma semidoliatum Duméril, Bibron, and Duméril.
 1894 Oirosema Boulenger, Cat. Sn. Brit. Mus., 2: 298. Type-species: Geophis bicolor Günther.

Distribution: Tamaulipas and Chihuahua, Mexico to northwestern Colombia.

Content: 34 species arranged in seven species-groups, according to the most recent revision by Downs, Misc. Publ. Mus. Zool. Univ. Mich., 131, 1967. 22 species are extralimital, all in Mexico.

Key to the species

1. Dorsal scales in 17 rows-----2
Dorsal scales in 15 rows-----6
2. Dorsal scales distinctly keeled on at least posterior half of body-----3
Dorsal scales smooth, or keeled only above the vent region-----4
3. Dorsum unicolor brownish to blackish----nasalis
Dorsum light with dark blotches or saddles-----dunni
4. Supraocular present, frontal not in orbit----5
Supraocular absent, frontal in orbit (Fig. 1)-----rhodogaster

Clave de especies

1. Escamas dorsales en 17 filas-----2
Escamas dorsales en 15 filas-----6
2. Escamas dorsales distintamente quilladas a lo menos en la mitad posterior del cuerpo-----3
Escamas dorsales lisas, o quilladas sólo sobre la región anal-----4
3. Dorso unicolor pardo o negruzco-----nasalis
Dorso claro con manchas oscuras, con o sin forma de silla de montar-----dunni
4. Supraoculares presentes; frontal no conforma la órbita-----5
Supraoculares ausentes; frontal conforma la órbita (Fig. 1)-----rhodogaster

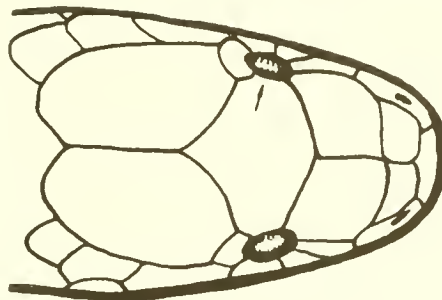
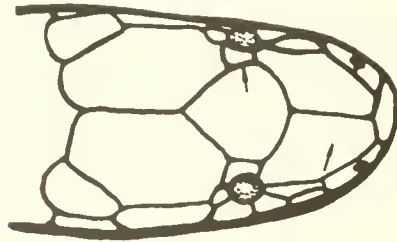
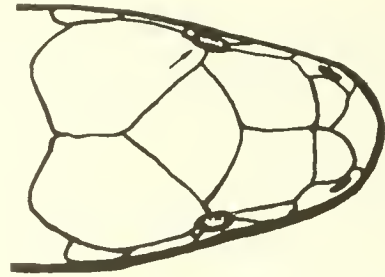
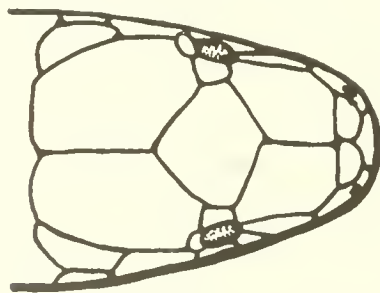
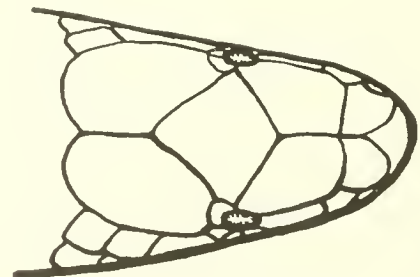


Fig. 1. G. rhodogaster (all figures in Geophis after Downs, 1967)

5. Dorsum unicolor-----immaculatus
Dorsum with light lateral blotches on dark ground color-----fulvoguttatus
6. Supraocular present; parietal not in orbit (Fig. 2); color of rostral and prenasals similar to adjacent scales-----7
Supraocular absent; parietal enters orbit (Fig. 3); rostral and prenasals whitish, contrasting with adjacent head scales-----godmani
5. Dorso unicolor-----immaculatus
Dorso con manchas claras lateralmente, sobre fondo oscuro-----fulvoguttatus
6. Supraocular presente; parietal no conforma la órbita (Fig. 2); rostral y prenasales de color similar al de las escamas adyacentes-----7
Supraocular ausente; parietal conforma la órbita (Fig. 3); rostral y prenasales blanquecinas, contrastando con las escamas adyacentes-----godmani

Fig. 2. *G. cancellatus*Fig. 3. *G. godmani*

7. Six supralabials; venter light or not-----8
Five supralabials; venter mostly light-----
-----hoffmanni
8. Internasals not fused with prefrontals;
coloration not as in following-----9
Internasals fused with prefrontals (Fig. 2);
dark dorsal saddles separated by narrow light
interspaces; ventrals light and immaculate---
-----cancellatus
9. Dorsal scales smooth, or faintly keeled above
the vent region-----10
Dorsal scales keeled on at least the posterior
half of the body-----11
10. Sum of ventrals and caudals more than 170;
snout bluntly rounded-----zeledoni
Sum of ventrals and caudals less than 170;
snout acuminate-----championi
11. Loreal longer than combined nasals; greatest
internasal length less than half as long as
prefrontal suture; frontal one-third longer
than parietal suture (Fig. 4)---brachycephalus
Loreal shorter than combined nasals; greatest
internasal length as long as prefrontal su-
ture (Fig. 5)-----ruthveni
7. Seis supralabiales; vientre claro o no-----8
Cinco supralabiales; vientre en su mayor parte
claro-----hoffmanni
8. Internasales no fusionadas con prefrontales;
coloración no como el siguiente-----9
Internasales fusionadas con prefrontales (Fig.
2); dorso con manchas oscuras en forma de
silla de montar, separadas por interspacios
angostos claros; ventrales claras,
inmaculadas-----cancellatus
9. Escamas dorsales lisas, o débilmente quilladas
sobre la región anal-----10
Escamas dorsales quilladas, por lo menos en la
mitad posterior del cuerpo-----11
10. Suma de ventrales y caudales más de 170; ho-
cico redondeado-----zeledoni
Suma de ventrales y caudales menos de 170; ho-
cico acuminado-----championi
11. Loreal más larga que la suma de nasales; la
mayor longitud internasal equivale a menos de
la mitad del largo de la sutura prefrontal;
frontal igual a un tercio del largo de la
sutura parietal (Fig. 4)-----brachycephalus
Loreal más corta que la suma de nasales; la
mayor longitud internasal es igual a la sutura
prefrontal; frontal dos veces el largo de la
sutura parietal (Fig. 5)-----ruthveni

Fig. 4. *G. brachycephalus*Fig. 5. *G. ruthveni*

GEOPHIS BRACHYCEPHALUS (Cope)
sieboldi group

- 1871 Colobognathus brachycephalus Cope, Proc. Acad. Nat. Sci. Phila., 1871: 211. Type-locality: Near San José, Costa Rica.
 1871 Colobognathus dolichocephalus Cope, Proc. Acad. Nat. Sci. Phila., 1871: 211. Type-locality: San José, Costa Rica.
 1872 Geophis moestus Günther, Ann. Mag. Nat. Hist., (4) 9: 15. Type-locality: Near Cartago, Costa Rica.
 1908 Geophis nigroalbus Boulenger, Ann. Mag. Nat. Hist., (8) 2: 522. Type-locality: Pavas, Colombia.¹
 1942 Geophis brachycephalus—Ounn (in part), Notulae Nat., 108: 4.
 1954 Geophis bakeri Taylor, Univ. Kansas Sci. Bull., 36: 689. Type-locality: Isla Bonita, Cinchona, Costa Rica.
 1967 Geophis brachycephalus—Downs, Misc. Publ. Mus. Zool. Univ. Mich., 131: 146, fig. 19.

Distribution: Cordillera Central, Costa Rica south to Colombia; 250-2000 m.

GEOPHIS CANCELLATUS Smith
semidoliatus group

- 1941 Geophis cancellatus Smith, Smithsonian Misc. Coll., 99 (19): 1. Type-locality: Chicharras, Chiapas, Mexico, 1035 m.
 1967 Geophis cancellatus—Downs, Misc. Publ. Mus. Zool. Univ. Mich., 131: 129, fig. 16.

Distribution: Known only from the type locality; probably west to the Isthmus of Tehuantepec and east into Guatemala. Landy et al, Jour. Ohio Herp. Soc., 5, 1966, 95, add a specimen from a questioned locality, near Unión Juárez, Chiapas, Mexico.

GEOPHIS CHAMPIONI Boulenger
championi group

- 1894 Geophis championi Boulenger, Cat. Sn. Brit. Mus. 2: 321, pl.16, fig. 3. Type-locality: Chiriquí, Panama.
 1967 Geophis championi—Downs, Misc. Publ. Mus. Zool. Univ. Mich., 131: 70, fig. 15.

Distribution: Known only from the type locality and Boquete, eastern slopes of Volcán Chiriquí, Chiriquí Prov., Panama.

GEOPHIS DUNNI Schmidt
sieboldi group

- 1932 Geophis dunnii Schmidt, Copeia, 1932: 8. Type-locality: Matagalpa, Nicaragua, 705 m.
 1967 Geophis dunnii—Downs, Misc. Publ. Mus. Zool. Univ. Mich., 131: 153, fig. 19.

Distribution: Known only from type locality.

GEOPHIS FULVOGUTTATUS Mertens
dubius group

- 1952 Geophis fulvoguttatus Mertens, Zool. Anz., 149: 134. Type-locality: Hacienda Monte Cristo, Sierra de Metapan, Dept. Santa Ana, El Salvador.
 1967 Geophis fulvoguttatus—Downs, Misc. Publ. Mus. Zool. Univ. Mich., 131: 88, fig. 7.

Distribution: Known only from the type locality; in a cloud forest at 2200 m.

GEOPHIS GODMANI Boulenger
championi group

- 1894 Geophis godmani Boulenger, Cat. Sn. Brit. Mus., 2: 322, pl.16, fig.4. Type-locality: Irazú, Costa Rica.
 1967 Geophis godmani—Downs, Misc. Publ. Mus. Zool. Univ. Mich., 131: 72, fig. 5.

Distribution: Caribbean and Pacific slopes of central Costa Rica south to Canal Zone of Panama, between 1300-2100 m.

¹Downs, Misc. Publ. Mus. Zool. Univ. Mich., 131, 1967, 146, indicated that a specimen from eastern Panama may demonstrate that nigroalbus is a valid taxon.

GEOPHIS

GEOPHIS HOFFMANNI (Peters)sieboldi group

- 1859 Colobognathus Hoffmanni Peters, Monats. Akad. Wiss. Berlin, 1859: 276, 4 figs. Type-locality: Costa Rica and Puerto Caballo, Costa Rica; fixed as Costa Rica by lectotype designation in Downs, Misc. Publ. Mus. Zool. Univ. Mich., 131, 1967, 155.
- 1883 Geophis hoffmanni—Bocourt, Miss. Sci. Mex., Reptiles: 529.
- 1954 Geophis bartholomewi Brattstrom and Howell, Herpetologica, 10: 120. Type-locality: Arenal, 25 mi east of Jalapa, Nueva Segovia, Nicaragua, 1200 ft.
- 1954 Geophis acutirostris Taylor, Univ. Kansas Sci. Bull., 36: 391, fig. 3. Type-locality: Cot, Volcán Irazú, Provincia Cartago, Costa Rica, about 5500 ft.
- 1967 Geophis hoffmanni—Downs, Misc. Publ. Mus. Zool. Univ. Mich., 131: 155, fig. 19.
Distribution: Low and moderate elevations in Honduras and Nicaragua on both slopes to Panama.

GEOPHIS IMMACULATUS Downsdubius group

- 1967 Geophis immaculatus Downs, Misc. Publ. Mus. Zool. Univ. Mich., 131: 90, fig. 7. Type-locality: Finca Lorena, Quetzaltenango, Guatemala, about 1700 m.
Distribution: Known only from the type locality; Pacific slope of Guatemala.

GEOPHIS NASALIS (Cope)sieboldi group

- 1868 Catostoma nasale Cope, Proc. Acad. Nat. Sci. Phila., 1868: 160. Type-locality: near the city of Guatemala, Guatemala.
- 1941 Geophis nasalis—Smith, Smithsonian Misc. Coll., 99 (19): 4.
- 1967 Geophis nasalis—Downs, Misc. Publ. Mus. Zool. Univ. Mich., 131: 160, fig. 19.

Distribution: Pacific slope of Chiapas, and Guatemala, and adjacent parts of Guatemalan Plateau and South-eastern highlands in eastern Guatemala; 600-1500 m; in "coffee zone".

GEOPHIS RHODOGASTER (Cope)dubius group

- 1868 Colophrys rhodogaster Cope, Proc. Acad. Nat. Sci. Phila., 1868: 130. Type-locality: "the elevated country in the neighborhood of the city of Guatemala."
- 1883 Geophis rhodogaster—Bocourt, Miss. Sci. Mex., Rept.: 531.
- 1967 Geophis rhodogaster—Downs, Misc. Publ. Mus. Zool. Univ. Mich., 131: 92, fig. 7.

Distribution: Western part of Guatemalan Plateau, east through southeastern highlands of Guatemala and El Salvador; generally from oak-pine associations between 1500-2500 m.

GEOPHIS RUTHVENI Wernerchampioni group

- 1925 Geophis ruthveni Werner, Sitz. Akad. Wiss. Wien, 134 (1): 60. Type-locality: Sarapiquí, Brazil; in error for Sarapiquí, Provincia Heredia, Costa Rica, according to Downs, Misc. Publ. Mus. Zool. Univ. Mich., 131, 1967, 75.
- 1967 Geophis ruthveni—Downs, Misc. Publ. Mus. Zool. Univ. Mich., 131: 75, fig. 5.

Distribution: Caribbean slopes of western end of Cordillera Central and Pacific slopes of Cordillera Guanacaste, Costa Rica, 550-1600 m.

GEOPHIS ZELEDONI Taylorsieboldi group

- 1954 Geophis zeledoni Taylor, Univ. Kansas Sci. Bull., 36: 693, fig. 4. Type-locality: Finca Zeledón, between Volcán Barba and Volcán Poás, Costa Rica, about 6000 ft.
- 1967 Geophis zeledoni—Downs, Misc. Publ. Mus. Zool. Univ. Mich., 131: 174, fig. 19.

Distribution: Slopes of Volcán Poás between 1600 and 2000 m, Cordillera Central of Costa Rica.

GOMESOPHIS Hoge and Mertens

1959 Gomesophis Hoge and Mertens, Senck. Biol., 40: 242. Type-species: Tachymenis brasiliensis Gomes.

Distribution: Estados de Minas Gerais, São Paulo, Paraná, and Rio Grande do Sul, Brazil.

Content: One species.

GOMESOPHIS BRASILIENSIS (Gomes)

1918 Tachymenis Brasiliensis Gomes, Mem. Inst. Butantan, 1 (1): 78, pl. 14, fig. 1. Type-locality:
Pindamonhangaba, São Paulo, Brazil.

1959 Gomesophis brasiliensis—Hoge and Mertens, Senck. Biol., 40: 242, figs. 1-2.

Distribution: Estados de Minas Gerais, São Paulo, Paraná and Rio Grande do Sul, Brazil.

HELICOPS Wagler

1830 Helicops Wagler, Nat. Syst. Amph.: 170. Type-species: Coluber carinicaudus Wied.

1843 Tachynectes Fitzinger, Systema Reptilium: 25. Type-species: Homalopsis leopardina Schlegel.

1843 Uranops Fitzinger, Systema Reptilium: 25. Type-species: Coluber angulatus Linnaeus.

Distribution: Colombia throughout South America to Argentina.

Content: Thirteen species.

Comment: Helicops wettsteini Amaral, Bull. Antivenin Inst. Amer., 3, 1929, 40, described from San Juan de Viñas, base of Volcán Turrialba, Costa Rica, has been shown to be a synonym of Enhydris plumbea (Boie), an Asian species, by Rossman and Scott, Herpetologica, 24, 1968, 262 who concluded the locality data were erroneous.

Key to the species

1. More than 17 scale rows at midbody-----2
With 17 scale rows at midbody-----pictiventris
2. With 19 scale rows at midbody-----3
More than 19 scale rows at midbody-----8
3. Subcaudals not keeled-----4
Subcaudals keeled-----angulatus
4. Scale ornamentation uniform throughout body---5
Scale ornamentation not uniform throughout
body; anterior scales smooth or feebly keeled,
posterior scales strongly keeled---carinicaudus
5. Dorsum striped, or with at least four rows of
spots or blotches-----6
Dorsum with three rows of large spots or
blotches-----gomesi
6. Dorsum spotted or blotched-----7
Dorsum striped-----modestus
7. Belly whitish with two series of black spots---
-----danieli
Belly pattern of narrow, interconnected black
and white crossbands-----leopardinus
8. Dorsal scales in 21 rows at midbody-----9
More than 21 dorsal scale rows at midbody---11
9. Single preocular-----10
Two preoculars-----trivittatus
10. Dorsum without stripes-----leopardinus
Three dark stripes on neck-----scalaris
11. Dorsum striped-----12
Dorsum spotted or blotched-----13
12. Single preocular-----hogeii
Two preoculars-----trivittatus
13. Subcaudals more than 60-----14
Subcaudals fewer than 60-----hagmanni

Clave de especies

1. Más de 17 filas de escamas en el medio del
cuerpo-----2
Con 17 filas de escamas en el medio del cuerpo-
-----pictiventris
2. Con 19 filas de escamas en el medio del cuerpo-
-----3
Más de 19 filas de escamas en el medio del
cuerpo-----8
3. Subcaudales no quilladas-----4
Subcaudales quilladas-----angulatus
4. Ornamentación de escamas uniforme a lo largo
del cuerpo-----5
Ornamentación de escamas no uniforme a lo largo
del cuerpo; escamas anteriores lisas o débil-
mente quilladas posteriores fuertemente
quilladas-----carinicaudus
5. Diseño dorsal lineado o con cuatro o más
hileras de manchas-----6
Diseño dorsal con tres hileras de manchas-----
-----gomesi
6. Diseño dorsal con manchas-----7
Diseño dorsal lineado-----modestus
7. Vientre blanquecino con dos series de manchas
negras-----danieli
Diseño ventral de bandas angostas, negras y
blancas conectados entre sí-----leopardinus
8. Con 21 filas de escamas dorsales en el medio
del cuerpo-----9
Más de 21 filas de escamas dorsales en el
medio del cuerpo-----11
9. Una preocular-----10
Dos preoculares-----trivittatus
10. Diseño dorsal sin línea-----leopardinus
Tres líneas oscuras en la nuca-----scalaris
11. Diseño dorsal lineado-----12
Diseño dorsal con manchas-----13
12. Con una preocular-----hogeii
Con dos preoculares-----trivittatus
13. Subcaudales más de 60-----14
Subcaudales menos de 60-----hagmanni

14. Paravertebral spots less than three scales
 long-----polylepis
 Paravertebral spots more than three scales
 long-----pastazae
14. Manchas paravertebrales de menor extensión que
 tres escamas dorsales-----polylepis
 Manchas paravertebrales de mayor extensión que
 tres escamas dorsales-----pastazae

HELICOPS ANGULATUS (Linnaeus)

- 1758 Coluber angulatus Linnaeus, Systema Naturae, Ed. 10: 217. Type-locality: "Asia".
 1802 Coluber Surinamensis Shaw, Gen. Zool., Amphib., 3: 460, pl. 118. Type-locality: "Said to be a native of Surinam".
 1824 Natrix aspera Wagler, in Spix, Sp. Nov. Serp. Bras.: 37, pl. 13. Type-locality: Bahia, Brazil.
 1830 Helicops angulatus—Wagler, Nat. Syst. Amphib.: 171.
 1869 Helicops cyclops Cope, Proc. Acad. Nat. Sci. Phila., 1868: 309. Type-locality: Bahia, Brazil.
 1869 Helicops fumigatus Cope, Proc. Acad. Nat. Sci. Phila., 1868: 308. Type-locality: Surinam.

Distribution: Venezuela and Colombia throughout South America to Bolivia; Trinidad, Ecuador and Peru.

HELICOPS CARINICAUDUS (Wied)

- 1825 Coluber carinicaudus Wied, Beitr. Naturgesch. Bras., 1: 300. Type-locality: "Brazil, Estado do Espirito Santo, Rio Itapémirim" (from label in bottle containing holotype at AMNH).
 1830 [Helicops] carinicaudus—Wagler, Nat. Syst. Amphib.: 170.

Distribution: From Espirito Santo, Brazil to Uruguay and Argentina.

Content: Two subspecies.

Key to the subspecies

1. Venter with two longitudinal series of black spots along midline, occasionally with single series of small black spots forming a finer midventral row which usually begins at end of first third or beginning of second third of body; ground color yellowish-white-----carinicaudus
 Venter with three narrow black stripes on yellowish-white, pinkish, or red ground color, or anteriorly yellow with red from second third of body on; stripes may be fused with each other by lateral extensions as wide as single ventral, which extend toward central stripe but not beyond it unless two such extensions meet; these extensions may be so abundant on some individuals that venter appears black with yellow, pink or red streaks-----infrataeniatus

Clave de subspecies

1. Vientre con dos series de puntos negros longitudinales situados en el centro del vientre, pudiendo haber una serie de puntos negros menores formando una fila central más fina que en general reinicia en el fin del primer tercio o principio del segundo; coloración de fondo blanco amarillenta-----carinicaudus
 Vientre con estrías negras sobre fondo blanco amarillento, rosado, rojo o anteriormente amarillo y desde el segundo tercio en adelante rojo; estas estrías son en número de tres y pueden estar unidas entre sí por fajas transversales del ancho de un escudo ventral que llegan hasta la estría central no pasando adelante, con excepción de cuando dos fajas se encuentran y se sueldan a la central luciendo entonces como una faja ventral entera; estas fajas son tan frecuentes en algunos ejemplares que el vientre se torna melánico con pequeñas fajas amarillas, rosadas o rojas (de acuerdo al color dominante de fondo del ejemplar)-----infrataeniatus

Helicops carinicaudus carinicaudus (Wied)

- 1958 Helicops carinicauda carinicauda—Lema, Iheringia, Mus. Rio-Grandense, Cien. Nat. Zool., 10: 20.

Distribution: São Paulo, Rio de Janeiro, and Espirito Santo, southeastern Brazil.

HELICOPS

Helicops carinicaudus infrataeniatus (Jan)

- 1865 H. [elicops] infrataeniatus Jan, Arch. Zool. Anat. Fis., 3: 253. Type-locality: "Surinam" and "Brasile".
 1865 Helicops carinicaudus var. gastrosticta Jan, Arch. Zool. Anat. Fis., 3: 253. Type-locality: "Brasile".
 1878 Helicops trivittatus Cope, Proc. Amer. Phil. Soc., 17 (1877): 92. Type-locality: "Unknown, supposed to be Argentine Confederation".
 1885 Helicops baliogaster Cope, Proc. Amer. Phila. Soc., 22 (1884): 193. Type-locality: Rio Grande do Sul Brazil (possibly São Joao do Monte Negro).
 1916 Helicops carinicauda var. infrataeniata—Griffin, Mem. Carnegie Mus., 7: 179.

Distribution: Santa Catarina and Rio Grande do Sul, southern Brazil; Uruguay and Argentina.

HELICOPS DANIELI Amaral

- 1938 Helicops danieli Amaral, Mem. Inst. Butantan, 11: 232. Type-locality: Carare, Santander, Colombia.

Distribution: Atrato and Magdalena valleys, from Barranquilla to Barrancabermeja, Colombia.

HELICOPS GOMESI Amaral

- 1921 Helicops gomesi Amaral, Anex. Mem. Inst. Butantan, 1 (1): 7, pl. 1, figs. 1-4. Type-locality: Estação Costa Pinto, Sorocabana Railway, Estado de São Paulo, Brazil.

Distribution: Rio Tieté basin, São Paulo, Brazil.

HELICOPS HAGMANNI Roux

- 1910 Helicops hagmanni Roux, Zool. Anz., 36: 439. Type-locality: Santarem, northern Brazil.

Distribution: Northern Brazil.

HELICOPS HOGEI Lancini

- 1964 Helicops hogei Lancini, Publ. Oc. Mus. Cienc. Nat. Venezuela, Zool., 7: 2. Type-locality: Río Autana, Territorio Federal Amazonas, Venezuela.

Distribution: Known from type locality and Territorio Federal de Tamacuro, Venezuela.

HELICOPS LEOPARDINUS (Schlegel)

- 1837 Homalopsis leopardina Schlegel, Essai Physion. Serp., 2: 358. Type-locality: Unknown.
 1854 Helicops Leprieurii Duméril, Bibron and Duméril, Exp. Gén., 7: 750, pl. 68. Type-locality: Bahia, Brazil and Cayenne, Guianas.
 1865 H. [elicops] leopardinus—Jan, Arch. Zool. Anat. Fis., 3: 251.

Distribution: Guianas and Brazil to northern Argentina.

HELICOPS MODESTUS Günther

- 1861 Helicops modestus Günther, Ann. Mag. Nat. Hist., (3) 7: 425, fig. Type-locality: "Tropical America?"
 1866 Helicops assimilis Reinhardt, Vidensk. Medd. Naturhist. Foren. Kjöbenhavn, 1866: 156. Type-locality: Minas Gerais, Brazil.

Distribution: Central and southern Brazil.

HELICOPS PASTAZAE Shreve

1934 Helicops pastazae Shreve, Occ. Pap. Boston Soc. Nat. Hist., 8: 129. Type-locality: Pastaza River, from Canelos to Marañón River, Ecuador.

Distribution: Amazonian Ecuador and Colombia.

HELICOPS PICTIVENTRIS Werner

1897 Helicops pictiventris Werner, Sitz. Math.-Phys. Cl. Akad. Wiss. Munich, 27 (2): 205. Type-locality: Porto Alegre, Brazil.

Distribution: Southern Brazil.

HELICOPS POLYLEPIS Günther

1861 Helicops polylepis Günther, Ann. Mag. Nat. Hist., (3) 7: 426. Type-locality: Upper Amazon.
1862 Tachynectes chrysostictus Cope, Proc. Acad. Nat. Sci. Phila., 1862: 71. Type-locality: "Amazon".
1865 H. [elicops] spixii Jan, Arch. Zool. Anat. Fis., 3: 249. Type-locality: Brazil.

Distribution: Amazonian Brazil, Colombia, Peru and Bolivia.

HELICOPS SCALARIS Jan

1865 H. [elicops] scalaris Jan, Arch. Zool. Anat. Fis., 3: 250. Type-locality: Venezuela.

Distribution: Maracaibo Basin, Venezuela, and adjacent Colombia.

HELICOPS TRIVITTATUS (Gray)

1849 Myron trivittatus Gray, Cat. Sn. Brit. Mus.: 70. Type-locality: India?
1863 Helicops trivittatus—Boulenger, Cat. Sn. Brit. Mus., 1: 276, pl. 18, fig. 2.

Distribution: Equatorial Brazil.

HELMINTHOPHIS Peters

1860 Helminthophis Peters, Monats. Akad. Wiss. Berlin, 1860: 518. Type-species: Typhlops (Helminthophis) frontalis Peters.

1861 Idiotyphlops Jan, Arch. für Naturg., 27: 6. Type-species: Typhlops flavotermi-natus Peters.

Distribution: Central America, northern and central South America.

Content: Three species, according to most recent review, by Dunn, *Caldasia*, 3, 1944, 47.

Key to the species

Clave de especies

- | | |
|---|--|
| <p>1. Body scales in 20 rows-----<u>praeocularis</u>
 Body scales in 22 rows-----<u>frontalis</u>
 Body scales in 24 rows-----<u>flavotermi-natus</u></p> | <p>1. Escamas del cuerpo en 20 hileras---<u>praeocularis</u>
 Escamas del cuerpo en 22 hileras-----<u>frontalis</u>
 Escamas del cuerpo en 24 hileras-----
 -----<u>flavotermi-natus</u></p> |
|---|--|

HELMINTHOPHIS FLAVOTERMINATUS (Peters)

1857 Typhlops flavotermi-natus Peters, Monats. Akad. Wiss. Berlin, 1857: 402. Type-locality: Caracas, Venezuela.

1873 Helminthophis flavotermi-natus—Bocage, Jour. Sci. Math. Phys. Nat. Acad. Lisbon, 4: 252.

Distribution: Venezuela and Colombia.

HELMINTHOPHIS FRONTALIS (Peters)

1860 Typhlops (Helminthophis) frontalis Peters, Monats. Akad. Wiss. Berlin, 1860: 517, pl., figs. 1-1c.
 Type-locality: Costa Rica.

1881 H. [elminthophis] frontalis—Peters, Sitz. Ges. Naturforsch. Freunde Berlin, 1881: 69.

Distribution: Costa Rica.

HELMINTHOPHIS PRAEOCULARIS Amaral

1924 Helminthophis praeocularis Amaral, Proc. New England Zool. Club, 9: 28. Type-locality: Honda, upper valley of Rfo Magdalena, Colombia.

1944 Helminthophis praeocularis—Dunn, *Caldasia*, 3: 47, figs. 1-2.

Distribution: Interandean area of northern Colombia, in Tolima, Santander and Norte de Santander, from 200 to 1200 m.

HYDRODYNASTES Fitzinger

- 1843 Hydrodynastes Fitzinger, Systema Reptilium: 25. Type-species: Elaps Schrankii Wagler.
 1863 Lejosophis Jan, Arch. Zool. Anat. Fis., 2: 32D. Type-species: Coluber bicinctus Herrmann.
 1944 Dugandia Dunn, Caldasia, 3: 70. Type-species: Coluber bicinctus Herrmann.

Distribution: As for single known species.

Content: One species.

HYDRODYNASTES BICINCTUS (Herrmann)

- 1804 Coluber bicinctus Herrmann, Observationes Zoologicae: 276. Type-locality: none given.
 1958 Hydrodynastes bicinctus—Hoge, Pap. Avul. Depto. Zool. São Paulo, 13: 222.

Distribution: Guianas; Amazonian region of Brazil, Colombia and Venezuela.

Content: Two subspecies.

Key to the subspecies

1. First dorsal blotch enlarged; belly
 checkered with black and white-----schultzi
 First dorsal blotch not enlarged; black
 spots on belly arranged in cross bars-----
 -----bicinctus

Clave de subspecies

1. Primera mancha dorsal agrandada; vientre
 salpicado en negro y blanco-----schultzi
 Primera mancha dorsal no agrandada; manchas
 negras del vientre ordenadas en barras
 transversas-----bicinctus

Hydrodynastes bicinctus bicinctus (Herrmann)

- 1824 Elaps Schrankii Wagler, in Spix, Sp. Nov. Serp. Bras.: 1, pl. 1. Type-locality: Rio Japurá,
 Brazil.
 1966 Hydrodynastes bicinctus bicinctus—Hoge, Ciência e Cultura, São Paulo, 18: 143.

Distribution: Uncertain, not defined by Hoge.

Hydrodynastes bicinctus schultzi Hoge

- 1966 Hydrodynastes bicinctus schultzi Hoge, Ciência e Cultura, São Paulo, 18: 143. Type-locality:
 Presidente Epitácio, Estado de São Paulo, Brazil.

Distribution: Uncertain, not defined by Hoge.

HYDROMORPHUS Peters

1859 Hydromorphus Peters, Monats. Akad. Wiss. Berlin, 1859: 276. Type-species: Hydromorphus concolor Peters.

Distribution: Costa Rica and Panama.

Content: Three species, according to most recent review of genus, by Nelson, Texas Jour. Sci., 18, 1966, 365-371.

Key to the species

Clave de especies

- | | |
|---|---|
| <p>1. Dorsal pigmentation extending to ends of ventrals; anterior temporal excluded from orbit-----2
Dorsal pigmentation ends on third scale row, ventral color begins at that level; anterior temporal enters orbit below single postocular-----<u>clarki</u></p> <p>2. Three prefrontals; scales in 15 rows at mid-body-----<u>dunni</u>
One prefrontal; scales in 17 rows at midbody-----<u>concolor</u></p> | <p>1. Pigmentación dorsal se extiende al extremo de los ventrales; temporal anterior excluido de la órbita-----2
Pigmentación dorsal termina en la tercera hilera de escamas, color ventral empieza a ese nivel; temporal anterior entra la órbita debajo del único postocular-----<u>clarki</u></p> <p>2. Tres prefrontales; escamas en 15 hileras al medio del cuerpo-----<u>dunni</u>
Un prefrontal; escamas en 17 hileras al medio del cuerpo-----<u>concolor</u></p> |
|---|---|

HYDROMORPHUS CLARKI Dunn

1942 Hydromorphus clarki Dunn, Notulae Naturae, Acad. Nat. Sci. Phila., 108: 2. Type-locality: Agua Clara village, near Chagres River, Panama.

1966 Hydromorphus clarki—Nelson, Texas Jour. Sci., 18: 368.

Distribution: Known only from type-locality.

HYDROMORPHUS CONCOLOR Peters

1859 Hydromorphus concolor Peters, Monats. Akad. Wiss. Berlin, 1859: 277, text-fig. 3. Type-locality: Costa Rica.

1966 Hydromorphus concolor—Nelson, Texas Jour. Sci., 18: 368, figs. 2-3, 5-9.

Distribution: Honduras and Costa Rica; not yet recorded from Nicaragua.

HYDROMORPHUS DUNNI Slevin

1942 Hydromorphus dunni Slevin, Proc. Calif. Acad. Sci., 23: 474. Type-locality: Vicinity north of Boquete, Provincia Chiriquí, Panama, 3800 ft.

1966 Hydromorphus dunni—Nelson, Texas Jour. Sci., 18: 367, fig. 4.

Distribution: Known only from type locality.

HYDROPS Wagler

1830 Hydrops Wagler, Nat. Syst. Amph.: 170. Type-species: Elaps martii Wagler.

1842 Higina Gray, Zoological Miscellany: 67. Type-species: Higina fasciata Gray.

Distribution: South America east of Andes and north of 15°S.

Content: Two species, according to most recent revision by Roze, Acta Biol. Venezuelica, 2, 1957.

Key to the species

Clave de especies

- | | |
|---|--|
| 1. With 15 scale rows at midbody----- <u>triangularis</u> | 1. Con 15 filas de escamas en la mitad del cuerpo----- <u>triangularis</u> |
| With 17 scale rows at midbody----- <u>martii</u> | Con 17 filas de escamas en la mitad del cuerpo----- <u>martii</u> |

HYDROPS MARTII (Wagler)

1824 Elaps Martii Wagler, in Spix, Sp. Nov. Serp. Bras.: 3, pl. 2, fig. 2. Type-locality: Provincia Maranhao, Rio Itapicuru, Brazil.

1830 Hydrops [Martii]—Wagler, Nat. Syst. Amph.: 170.

Distribution: Amazonian region of Peru, Colombia and Brazil.

Content: Two subspecies, according to most recent revision, by Roze, Acta Biol. Venezuelica, 2, 1957, 69.

Key to the subspecies

Clave de subspecies

- | | |
|---|--|
| 1. Ventrals 175-180; total ventrals 239-258; 68-88 black cross bands crossing venter, fused or alternating at midline----- <u>martii</u>
Ventrals 162-175; total ventrals 226-241; 51-70 black cross bands, generally not in contact on midventral line----- <u>callostictus</u> | 1. Ventrals 175-180; ventrals totales 239-258; 68-88 bandas transversas negras completas, unidas o alternas sobre el vientre----- <u>martii</u>
Ventrals 162-175; ventrals totales 226-241; 51-70 bandas negras transversas, frecuentemente incompletas, no cubren todo el vientre----- <u>callostictus</u> |
|---|--|

Hydrops martii martii (Wagler)

1957 Hydrops martii martii—Roze, Acta Biol. Venezuelica, 2: 69.

Distribution: Amazonian region, from Colombia to Maranhao, Brazil.

Hydrops martii callostictus Günther

1868 Hydrops callostictus Günther, Ann. Mag. Nat. Hist., (4) 1: 421, pl. 17, fig. B. Type-locality: Chyavetas, Upper Amazon, Peru.

1957 Hydrops martii callostictus—Roze, Acta Biol. Venezuelica, 2: 71.

Distribution: Northeastern Peru in drainage areas of Río Ucayali and Río Marañón.

HYDROPS TRIANGULARIS (Wagler)

1824 Elaps triangularis Wagler, in Spix, Sp. Nov. Serp. Bras.: 5, pl. 2a, fig. 1. Type-locality: Ega (= Tefé) Lago Tefé, at confluence with Rio Amazon, Brazil.

1830 Hydrops [triangularis]—Wagler, Nat. Syst. Amph.: 170.

Distribution: From Venezuela, Guianas and Trinidad to eastern Peru and northern Bolivia.

Content: Six subspecies, according to most recent revision, by Roze, Acta Biol. Venezuelica, 2, 1957, 74.

- | Key to the subspecies ¹ | Clave de subspecies ¹ |
|--|--|
| 1. Black dorsal bands reach vertebral line, where they are not noticeably narrower than on sides-----2
Black dorsal bands often do not reach vertebral line, always distinctly narrower dorsally than laterally----- <u>fasciatus</u> | 1. Bandas negras siempre alcanzan la línea vertebral y no son a este nivel más angostas que lateralmente-----2
Bandas negras más angostas sobre la línea vertebral que lateralmente, o no la alcanzan del todo----- <u>fasciatus</u> |
| 2. Black bands without extensions posteriorly; fewer than 69 subcaudals-----3
Black bands have distinct projections or protuberances on posterior edge at dorsal end; 69 subcaudals----- <u>venezuelensis</u> | 2. Bandas negras sin protuberancias negras; menos de 69 subcaudales-----3
Bandas negras en su límite posterior dorsal con protuberancias negras irregulares; 69 subcaudales----- <u>venezuelensis</u> |
| 3. More than 50 subcaudals-----4
Subcaudals 47-51; black bands of equal width but with very irregular borders----- <u>neglectus</u> | 3. Más de 50 subcaudales-----4
Subcaudales 47-51; bandas negras de igual ancho sobre el cuerpo, con bordes bastante irregulares----- <u>neglectus</u> |
| 4. Fewer than 164 ventrals (fewer than 163 in females)-----5
Ventrals 162-191 (169-191 in females)----- <u>bassleri</u> | 4. Menos de 164 ventrales (menos de 163 para las hembras)-----5
Ventrales 162-191 (169-191 para las hembras)----- <u>bassleri</u> |
| 5. Black bands narrower on fourth row of dorsals than either above or below----- <u>bolivianus</u>
Black bands not narrower in fourth row of scales, about same size throughout----- <u>triangularis</u> | 5. Bandas negras más angostas sobre la cuarta hilera dorsal que sobre las otras----- <u>bolivianus</u>
Bandas negras no más angostas sobre la cuarta hilera dorsal, y aproximadamente del mismo tamaño sobre el cuerpo----- <u>triangularis</u> |

Hydrops triangularis triangularis (Wagler)

1929 Hydrops triangularis triangularis—Amaral, Mem. Inst. Butantan, 4: 92.
1957 Hydrops triangularis triangularis—Roze, Acta Biol. Venezuelica, 2: 74.

Distribution: Amazonian basin of Brazil, to Belem, Pará.

Hydrops triangularis bassleri Roze

1957 Hydrops triangularis bassleri Roze, Acta Biol. Venezuelica, 2: 83, fig. 14e. Type-locality: Iquitos, Peru.

Distribution: Northeastern Peru, in drainage areas of Río Ucayali and Río Marañón.

Hydrops triangularis bolivianus Roze

1957 Hydrops triangularis bolivianus Roze, Acta Biol. Venezuelica, 2: 86, fig. 14f. Type-locality: Puerto Sucre, Río Mamoré, Bolivia.

Distribution: Northern Bolivia.

¹Taken directly from Roze, Acta Biol. Venezuelica, 2, 1957, 68-69. We have experienced difficulty in running specimens, including paratypes, through this key.

¹Tomado directamente de Roze, Acta Biol. Venezuelica, 2, 1957, 68-69. Hemos tenido alguna dificultad en el uso de esta clave, incluso con paratipos de las subspecies que incluye.

Hydrops triangularis fasciatus (Gray)

1849 Higina fasciata Gray, Zoological Miscellany: 67. Type-locality: Demerara, Guyana.

1894 Pseuderyx inagnitus Bocourt, Le Naturaliste, (2) 16: 155. Type-locality: Cayenne.

1957 Hydrops triangularis fasciatus—Roze, Acta Biol. Venezuelica, 2: 76.

Distribution: Essequibo, Guyana, to Dutch Guiana.

Hydrops triangularis neglectus Roze

1957 Hydrops triangularis neglectus Roze, Acta Biol. Venezuelica, 2: B1, fig. 13d. Type-locality: Trinidad.

Distribution: Trinidad and western Guyana.

Hydrops triangularis venezuelensis Roze

1957 Hydrops triangularis venezuelensis Roze, Acta Biol. Venezuelica, 2: 78, fig. 13c. Type-locality: San Fernando de Apure, Estado Apure, Venezuela, 250 m.

Distribution: Río Drinoco basin, Venezuela, and southern llanos of Colombia, to Río Vaupés.

HYPSIGLENA Cope

1860 Hypsiglena Cope, Proc. Acad. Nat. Sci. Phila., 1860: 246. Type-species: Hypsiglena ochrorhynchus Cope.

1869 Comastes Jan, Elenco Sist. Ofidi: 102. Type-species: Comastes quincunciatus Jan.

Distribution: Southwestern United States through Mexico and Central America. No valid records of occurrence in South America exist.

Content: Three species, two of which (affinis Boulenger and dunklei Taylor) are extralimital.

Comment: The generic name Pseudodipsas Peters, 1860, as published was based on a nomen nudum. It is not available under the International Rules of Zoological Nomenclature.

HYPSIGLENA TORQUATA (Günther)

1860 Leptodeira torquata Günther, Ann. Mag. Nat. Hist., (3) 5: 170, pl. 10, fig. A. Type-locality: Laguna Island, Nicaragua.

1894 Hypsiglena torquata—Boulenger, Cat. Sn. Brit. Mus., 2: 210.

Distribution: Southwestern United States through Mexico and Baja California to Costa Rica.

Content: About twelve subspecies, of which only one has been recorded within limits of this work.

Hypsiglena torquata torquata (Günther)

1871 Comastes quincunciatus Jan, Icon. Gén. Ophid., Livr. 38: pl. 1, fig. 1. Type-locality: Caracas, Venezuela.

1939 Hypsiglena torquata torquata—Taylor, Univ. Kansas Sci. Bull., 25 (1938): 371, pl. 37, fig. 3.

Distribution: Nayarit, Mexico south on Pacific slope to Costa Rica.

Comment: Although this species has been recorded from South America several times, it appears that all records are erroneous. Roze, Ofidios de Venezuela, 1966, 205, excludes it from Venezuela. Peters, Copeia, 1956, 57, eliminates it from Ecuador and also removes the name Pseudodipsas fallax Peters, 1860, from its synonymy.

IMANTODES Duméril

1853 Imantodes Duméril, Mém. Acad. Sci. Paris, 23: 507. Type-species: Coluber cenchoa Linnaeus.
 1860 Himantodes Cope (emendation of Imantodes Duméril), Proc. Acad. Nat. Sci. Phila., 1860: 264.

Distribution: Mexico through Central America to northwestern Ecuador west of Andes to Paraguay, Argentina, and Bolivia east of Andes.

Content: Five species, of which only one (tenuissimus Cope) is extralimital.

Comment: According to Stuart, Misc. Publ. Mus. Zool. Univ. Mich., 122, 1963, 100, two varieties of Imantodes described by Müller, Verh. Naturforsch. Ges. Basel, 7, 1882, 151, as Dipsas cenchoa var. rhombeata and Dipsas cenchoa var. reticulata, cannot be properly determined because of inadequate descriptions. Type locality for both is "Guatemala".

Key to the species

Clave de especies

- | | |
|--|---|
| <p>1. Scale rows at midbody 17-----2
 Scale rows at midbody 15-----<u>lentiferus</u></p> <p>2. Vertebral scales not three to four times larger than lateral rows; caudals fewer than 140----3
 Vertebral scales three to four times larger than lateral rows; caudals more than 140-----
 -----<u>cenchoa</u></p> <p>3. Dorsal pattern of inconspicuous spots on back; ventrals fewer than 223-----<u>inornatus</u>
 Dorsal pattern of large dark blotches; ventrals more than 223-----<u>gemmistratus</u></p> | <p>1. Con 17 filas de escamas en el medio del cuerpo-----2
 Con 15 filas de escamas en el medio del cuerpo-----<u>lentiferus</u></p> <p>2. Escamas vertebrales no tres o cuatro veces mayores que las laterales; caudales menos de 140-----3
 Escamas vertebrales tres o cuatro veces mayores que las laterales; caudales más de 140-----<u>cenchoa</u></p> <p>3. Diseño dorsal de manchas inconspicuas sobre la hilera mediana; ventrales menos de 223-----<u>inornatus</u>
 Diseño dorsal con manchas oscuras diferenciadas; ventrales más de 223-----<u>gemmistratus</u></p> |
|--|---|

IMANTODES CENCHOA (Linnaeus)

1758 Coluber Cenchoa Linnaeus, Systema Naturae, Ed. 10: 226. Type-locality: America.
 1810 Bungarus cenchoa Oppel (error for cenchoa Linnaeus), Ann. Mus. Hist. Nat. Paris, 16: 392.
 1826 D. [ipsas] Weigellii Fitzinger (substitute name for cenchoa Wied, which is same as cenchoa Linnaeus), Neue Classification der Reptilien: 59.
 1853 I. [Imantodes] cenchoa—Duméril, Mém. Acad. Sci. Paris, 23: 507.

Distribution: Isthmus of Tehuantepec region of Mexico through Central America and South America to Paraguay and Bolivia.

Content: Three subspecies.

Key to the subspecies

Clave de subspecies

- | | |
|---|---|
| <p>1. More than 248 ventrals-----2
 Fewer than 245 ventrals-----<u>leucomelas</u></p> <p>2. Venter light, dotted and spotted with darker pigment-----<u>cenchoa</u>
 Venter light, no darker pigmentation at all-----<u>semifasciatus</u></p> | <p>1. Más de 248 ventrales-----2
 Menos de 245 ventrales-----<u>leucomelas</u></p> <p>2. Vientre claro punteado y manchado de oscuro-----<u>cenchoa</u>
 Vientre claro, sin punteado ni manchado-----<u>semifasciatus</u></p> |
|---|---|

Imantodes cenchoa cenchoa Linnaeus

1899 Himantodes platycephalus Cope, Phila. Mus. Sci. Bull., 1: 15, pl. 4, fig. 4a-d. Type-locality: "Colombia; presumably near Bogotá" [from label with type].
 1942 [Imantodes cenchoa] cenchoa—Smith, Proc. U.S. Nat. Mus., 92: 384.

Distribution: Panama; northern South America, to Paraguay, Bolivia and Argentina; Trinidad.

IMANTODES

Imantodes cenchoa leucomelas (Cope)

- 1861 Himantodes leucomelas Cope, Proc. Acad. Nat. Sci. Phila., 1861: 296. Type-locality: Mirador, Veracruz, Mexico.
 1942 Imantodes cenchoa leucomelas—Smith, Proc. U.S. Nat. Mus., 92: 384, pl. 37, fig. 1.

Distribution: Low and moderate elevations from Veracruz, Mexico, to northern Honduras on the Caribbean slope and from eastern Chiapas, Mexico, into southern Guatemala along the Pacific.

Imantodes cenchoa semifasciatus (Cope)

- 1894 Himantodes semifasciatus Cope, Amer. Nat., 28: 614. Type-locality: Paso Azul, Santa Clara, Carillo, Alajucla, Monte Aguacate, and San José, Costa Rica.
 1894 Himantodes anisolepis Cope, Amer. Nat., 28: 614. Type-locality: Monte Aguacate, Costa Rica.
 1899 Himantodes hemigenius Cope, Phila. Mus. Sci. Bull., 1: 16. Type-locality: Santa Clara, Costa Rica.
 1942 [Imantodes cenchoa] semifasciatus—Smith, Proc. U.S. Nat. Mus., 92: 385.

Distribution: Central America; Guatemala to Panama.

IMANTODES GEMMISTRATUS (Cope)

- 1861 Himantodes gemmistratus Cope, Proc. Acad. Nat. Sci. Phila., 1861: 296. Type-locality: Originally given as San Salvador, Central America, but cited as "near Isalco, San Salvador", by Cope, Proc. Acad. Nat. Sci. Phila., 1860, 265.
 1942 Imantodes gemmistratus—Smith, Proc. U.S. Nat. Mus., 92: 385.

Distribution: Southern Sonora in Pacific Mexico and central Veracruz in Caribbean Mexico south to Panama.

Content: Six subspecies, four of which (gracillimus Günther, latistratus Cope, luciodorsus Oliver and splendidus Günther) are extralimital.

Key to the subspecies

Clave de subspecies

- | | |
|---|---|
| 1. Dorsal spots fewer than 45, of which at least 50% are continuous laterally-----
----- <u>gemmistratus</u>
Dorsal spots more than 45, of which more than 50% are interrupted laterally-----
----- <u>oliveri</u> | 1. Manchas dorsales en número menor de 45, por lo menos el 50% se continúa lateralmente-----
----- <u>gemmistratus</u>
Manchas dorsales en número mayor de 45, de las cuales más del 50% se interrumpen lateralmente-----
----- <u>oliveri</u> |
|---|---|

Imantodes gemmistratus gemmistratus (Cope)

- 1871 Himantodes cenchoa var. elegans Jan, Icon. Gén. Ophid., Livr. 38: pl. 2, fig. 1. Type-locality: Central America.
 1886 Leptognathus stratissima Cope, Proc. Amer. Phil. Soc., 23 (1885): 280. Type-locality: Panama.
 1954 [Imantodes] gemmistratus—Peters, Occ. Pap. Mus. Zool. Univ. Mich., 554: 24.

Distribution: Low and moderate elevations of Pacific slope from eastern Guatemala south to Panama; Motagua Valley on Caribbean slope of Guatemala; where it may also extend across southeastern highlands.

Imantodes gemmistratus oliveri Smith

- 1942 Imantodes splendidus oliveri Smith, Proc. U.S. Nat. Mus., 92: 388. Type-locality: Tapanatepec, Oaxaca, Mexico.
 1954 Imantodes gemmistratus oliveri—Peters, Occ. Pap. Mus. Zool. Univ. Mich., 554: 23.

Distribution: Low and moderate elevations from Oaxaca, Mexico, into western Guatemala.

IMANTODES INORNATUS (Boulenger)

- 1896 Himantodes inornatus Boulenger, Cat. Sn. Brit. Mus., 3: 88, pl. 5, fig. 1. Type-locality:
Hacienda Rosa de Jericho, Nicaragua, 3250 ft.
1951 Imantodes inornatus—Taylor, Univ. Kansas Sci. Bull., 34: 130, pl. 14.

Distribution: Nicaragua, Costa Rica, Panama, western Colombia and northwestern Ecuador.

IMANTODES LENTIFERUS (Cope)

- 1894 Himantodes lentiferus Cope, Amer. Nat., 28: 613. Type-locality: Pebas "Ecuador" (= Peru), and
"E. Ecuador".
1929 Imantodes lentiferus—Amaral, Mem. Inst. Butantan, 4: 203.

Distribution: Amazonas, Brazil; Amazonian Colombia, Ecuador and Peru.

LACHESIS Daudin

1803 Lachesis Daudin, Hist. Nat. Rept., 5: 349. Type-species: Crotalus mutus Linnaeus.

Distribution: As for only known species.

Content: One species.

LACHESIS MUTA (Linnaeus)

1766 [Crotalus] mutus Linnaeus, Systema Naturae, Ed. 12: 373. Type-locality: Surinam.

1803 Lachesis mutus—Daudin, Hist. Nat. Rept., 5: 351.

Distribution: Costa Rica and Panama; Pacific slope of Colombia and Ecuador; equatorial forests east of Andes.

Content: Three subspecies.

Key to the subspecies

1. Ventrals more than 214 in males, 226 in females-----2
Ventrals less than 214 in males, 226 in females-----stenophrys
2. Large and distinct spots on head; wide postocular stripe, not bordered by light stripe above; triangular rostral shield; bright reddish ground color; color of supraoculars contrasts strongly with surrounding black spots-----noctivaga
Small spots on head; narrow black postocular bordered with white above; trapezoidal rostral; greyish ground color; color of supraoculars not strongly contrasting with surrounding black spots-----muta

Clave de subspecies

1. Ventrals más de 214 en machos, 226 en hembras-----2
Ventrals menos de 214 en machos, 226 en hembras-----stenophrys
2. Puntos grandes y distintos en la cabeza; ancha banda postocular, no bordeada de claro por encima; rostral triangular; color de fondo rojizo brillante; supraoculares fuertemente contrastados con manchas negras que los rodean----noctivaga
Pequeños puntos sobre la cabeza; angosta banda negra postocular bordeada de blanco por encima; rostral trapezoidal; color de fondo grisáceo; supraoculares no contrastados fuertemente por manchas negras que las rodean-----muta

Lachesis muta muta (Linnaeus)

1768 Coluber crotalinus Gmelin, Systema Naturae, Ed. 13, 1: 1094. Type-locality: None given.

1802 Coluber alecto Shaw, General Zoology, Amphibians, 3: 405. Type-locality: Ceylon.

1802 Scytale catenatus Latreille, in Sonnini and Latreille, Hist. Nat. Rept., 3: 162. Type-locality: Surinam.

1802 Scytale ammodytes Latreille, in Sonnini and Latreille, Hist. Nat. Rept., 3: 165. Type-locality: Ceylon.

1824 Bothrops Surucucu Wagler, in Spix, Sp. Nov. Serp. Brasil: 59, pl. 23. Type-locality: Brazil.

1824 Lachesis rhombeata Wied, Abbild. Nat. Brasil, pt. 5: pl. 5 and 5a. Type-locality: Brazil.

1896 Bothrops achrochordus Garcia, Ofidios Venenosos del Cauca: 23, pl. 4. Type-locality: None specified; statement of distribution only.

1951 Lachesis muta muta—Taylor, Univ. Kansas Sci. Bull., 34: 184.

Distribution: Equatorial forests of Brazil, Guianas, Venezuela, Trinidad, Bolivia, Peru, Ecuador and Colombia; Pacific slopes of Ecuador and Colombia.

Lachesis muta noctivaga Hoge

1966 Lachesis muta noctivaga Hoge, Mem. Inst. Butantan, 32 (1965): 162, pl. 20. Type-locality: Vitória, Espírito Santo, Brazil.

Distribution: Forests of Atlantic slope in Brazil, from Estado de Alagoas to Estado do Rio de Janeiro.

Lachesis muta stenophrys Cope

1876 Lachesis stenophrys Cope, Jour. Acad. Nat. Sci. Phila., (2) 8 (1875): 152. Type-locality:
Sipurio, Costa Rica.

1951 Lachesis muta stenophrys—Taylor, Univ. Kansas Sci. Bull., 34: 184.

Distribution: Forests of Costa Rica and Panama.

LAMPROPELTIS Fitzinger

- 1843 Lampropeltis Fitzinger, Systema Reptilium: 25. Type-species: Herpetodryas getulus Schlegel.
 1843 Sphenophis Fitzinger, Systema Reptilium: 25. Type-species: Coronella coccinea Schlegel, not of Blumenbach, = Lampropeltis triangulum (Lacépède).
 1853 Ophibolus Baird and Girard, Cat. N. Amer. Rept., Serp.: 82. Type-species: Ophibolus Sayi Baird and Girard.
 1876 Bellophis Lockington, Proc. California Acad. Sci., 7: 52. Type-species: Bellophis zonatus Lockington = Coluber zonatus Blainville.
 1897 Oreophis Ougès, Proc. Zool. Soc. London, 1897: 284. Type-species: Oreophis boulengeri Dugès = Ophibolus triangulus mexicanus Garman.
 1924 Iriaenopholis Werner, Sitz. Math.-Naturwiss. Kl. Akad. Wiss. Wien, 133, abt. 1: 50. Type-species: Iriaenopholis arenarius Werner.

Distribution: Southwestern Canada through United States, Mexico and Central America into extreme northwestern South America.

Content: About 16 species, only one of which occurs within limits of this work.

LAMPROPELTIS TRIANGULUM (Lacépède)

- 1789 Coluber Triangulum Lacépède, Hist. Nat. Quadr. Ovip. Serp., 2: 86. Type-locality: America.
 1860 [Lampropeltis] triangula—Cope, Proc. Acad. Nat. Sci. Phila., 1860: 256.

Distribution: Most of continental United States to Panama and northwestern Colombia and Ecuador.

Comment: Opinion 804, Bull. Zool. Nomen., 24, 1967, fixes the trivial name of this taxon as "triangulum", which must therefore be used rather than "doliata".

Content: About 15 subspecies, of which five occur within limits of this work.

Key to the subspecies

Clave de subspecies

- | | |
|--|---|
| 1. Body with ringed pattern in adults-----2
Body in adults uniformly black----- <u>gaigae</u> | 1. Diseño de adultos anillado-----2
Diseño de adultos uniformemente negro-----
----- <u>gaigae</u> |
| 2. Black annuli not expanded middorsally;
light annuli complete middorsally-----3
Black annuli expanded middorsally to pinch
out intervening light annuli----- <u>abnorma</u> | 2. Anillos negros no expandidos mediodorsal-
mente; anillos claros completos en el
medio dorso-----3
Anillos negros expandidos mediodorsalmente,
invaden comprimiendo los claros--- <u>abnorma</u> |
| 3. Less than 180 ventrals-----4
More than 210 ventrals----- <u>micropholis</u> | 3. Menos de 180 ventrales-----4
Más de 210 ventrales----- <u>micropholis</u> |
| 4. Light annuli numbering more than 18 on
body; scales in red annuli with darker
tips in adults----- <u>polyzona</u>
Light annuli on body numbering 17 or less;
scales in red annuli without darker tips--
----- <u>oligozona</u> | 4. Anillos claros en número mayor a 18 en el
cuerpo; escamas de los anillos rojos con
marcas oscuras en adultos----- <u>polyzona</u>
Anillos claros en número de 17 o menos
sobre el cuerpo; escamas de los anillos
rojos sin marcas oscuras----- <u>oligozona</u> |

Lampropeltis triangulum abnorma (Bocourt)

- 1886 [Coronella formosa] var. anomala Bocourt (preoccupied by Coronella anomala Günther, 1858),
Miss. Sci. Mex., Rept.: 614. Type-locality: Alta Verapaz, Guatemala.
 1886 Coronella formosa abnorma Bocourt (substitute name for Coronella anomala Bocourt, 1886),
Miss. Sci. Mex., Rept., 1886: pl. 39, figs. 4-4e.
 1942 [Lampropeltis] [triangulum] abnorma—Smith, Proc. Rochester Acad. Sci., 8: 246.

Distribution: Low and moderate elevations in central Guatemala.

Lampropeltis triangulum gaigae Dunn

- 1937 Lampropeltis triangulum gaigae Dunn, Occ. Pap. Mus. Zool. Univ. Mich., 353: 9. Type-
locality: Boquete, Chiriquí, Panama.

Distribution: Mountains of western Panama and eastern Costa Rica.

Lampropeltis triangulum micropholis Cope

1860 Lampropeltis micropholis Cope, Proc. Acad. Nat. Sci. Phila., 1860: 257. Type-locality:
Panama.

1937 [Lampropeltis triangulum] micropholis—Dunn, Occ. Pap. Mus. Zool. Univ. Mich., 353: 3.

Distribution: Costa Rica and Panama; northwestern and Caribbean Colombia; northwestern Ecuador;
northwestern Venezuela.

Lampropeltis triangulum oligozona (Bocourt)

1886 Coronella formosa oligozona Bocourt, Miss. Sci. Mex., Rept.: 614, pl. 39, figs. 8-8d.

Type-locality: Western slope of Guatemala to Isthmus of Tehuantepec; corrected to
"southern slope of . . .", by Stuart, Misc. Publ. Mus. Zool. Univ. Mich., 122, 1963,
102.

1945 Lampropeltis triangulum oligozona—Smith, Proc. Rochester Acad. Sci. 8: 202.

Distribution: Low and moderate elevations of Pacific coast from Isthmus of Tehuantepec,
Mexico, south through El Salvador.

Lampropeltis triangulum polyzona Cope

1860 Lampropeltis polyzona Cope, Proc. Acad. Nat. Sci. Phila., 1860: 258. Type-locality:
Jalapa; and Quatupe, near Jalapa, Mexico (= Cuatupe, according to Stuart, Misc. Publ.
Mus. Zool. Univ. Mich., 122, 1963, 102).

1945 Lampropeltis triangulum polyzona—Smith, Proc. Rochester Acad. Sci., 8: 200.

Distribution: Veracruz, Mexico through Nicaragua, except outer end of Yucatan Peninsula and
mountains of central Guatemala.

LATICAUDA Laurenti

- 1768 Laticauda Laurenti, Synopsis Reptilium: 109. Type-species: Laticauda scutata Laurenti, which is synonymous with Laticauda laticaudata (Linnaeus).
1802 Platurus Latreille, in Sonnini and Latreille, Hist. Nat. Rept., 4: 183. Type-species: Platurus fasciatus Latreille, which is synonymous with Laticauda laticaudata (Linnaeus).
1847 Platyurus Agassiz (substitute name for Platurus Latreille), Nomenclator Zoologici Index Universalis: 297.

Distribution: Bay of Bengal to southern Japan; north coast of Australia; Oceania; west coast of Nicaragua.

Content: Four species, according to last generic summary, by Smith, Monograph of the Sea Snakes (Hydrophiidae), 1926. Only one occurs within limits of this work.

LATICAUDA COLUBRINA (Schneider)

- 1799 [Hydrus] colubrinus Schneider, Hist. Amphib.: 238. Type-locality: Unknown.
1905 Platurus frontalis DeVis, Ann. Queensland Mus., 6: 48. Type-locality: New Guinea.
1907 Laticauda colubrina—Stejneger, Bull. U.S. Nat. Mus., 58: 406.
1926 Laticauda colubrina—Smith, Monograph of the Sea Snakes: 6.

Distribution: Bay of Bengal to southern Japan, Australia, New Zealand and Oceania; west coast of Nicaragua.

Comment: This species is reported from Nicaragua by Jaime Villa, "Las Serpientes Venenosas de Nicaragua", 1962, 29.

LEIMADOPHIS Fitzinger

- 1843 Leimadophis Fitzinger, Systema Reptilium: 26. Type-species: Coronella almadensis Wagler.
 1843 Pariopeltis Fitzinger, Systema Reptilium: 25. Type-species: Coluber triscalis Linnaeus.
 1843 Pseudophis Fitzinger, Systema Reptilium: 26. Type-species: Xenodon schottii Schlegel.
 1843 Calophis Fitzinger, Systema Reptilium: 26. Type-species: Herpetodryas cursor Schlegel.
 1847 Limadophis Agassiz (emendation of Leimadophis Fitzinger), Nomenclatoris Zoologici Index Universalis: 210.
 1894 Echinanthera Cope, Amer. Nat., 28: 841. Type-species: Aporophis cyanopleurus Cope.

Distribution: Southern Central America; most of South America; Caribbean Islands.

Content: About 40 species, of which about 20 are extralimital.

Key to the species¹

1. Scale rows at midbody more than 15-----2
Scale rows at midbody 15-----oligolepis
2. Scale rows at midbody 19-----3
Scale rows at midbody 17-----9
3. Temporals 1 + 2-----4
Temporals 2 + 3-----simonsi
4. Dorsum uniform green; venter uniformly light colored (occasionally with scattered black spotting)-----5
Not as above-----6
5. Caudals 60-78-----viridis
Fewer than 59 caudals-----typhlus
6. Lower surfaces of tail not uniformly black----7
Lower surfaces of tail uniformly black-----taeniurus
7. Fewer than 68 caudals-----8
More than 75 caudals-----sagittifer
8. Head with irregular, whitish, U- or Y-shaped marking-----almadensis
No such head pattern-----poecilogyrus
9. Two upper labials in orbit-----10
Three upper labials in orbit-----melanostigma
10. More than 48 caudals-----11
Fewer than 45 caudals-----pygmaeus
11. Two preoculars-----12
One preocular-----13
12. Four lower labials in contact with first chin-shields-----bimaculatus
Five lower labials in contact with first chin-shields-----triscalis
13. Ventral part of tail not black-----14
Ventral part of tail uniformly black--taeniurus
14. Fewer than 165 ventrals-----15
More than 165 ventrals-----triscalis

Clave de especies¹

1. Más de quince escamas en el medio del cuerpo--2
Quince escamas en el medio del cuerpo-----oligolepis
2. Escamas en el medio del cuerpo 19-----3
Escamas en el medio del cuerpo 17-----9
3. Temporales 1 + 2-----4
Temporales 2 + 3-----simonsi
4. Dorso verde uniforme; vientre claro homogéneo (ocasionalmente con puntos negros dispersos)--5
No como el anterior-----6
5. Caudales 60-78-----viridis
Menos de 57 caudales-----typhlus
6. Cola no uniformemente negra-----7
Cola, en normal ventral, uniformemente negra---taeniurus
7. Menos de 68 caudales-----8
Más de 75 caudales-----sagittifer
8. Cabeza con un diseño blanquecino irregular en U o Y-----almadensis
Sin diseño cefálico como el anterior-----poecilogyrus
9. Dos supralabiales formando la órbita-----10
Tres supralabiales formando la órbita-----melanostigma
10. Más de 48 caudales-----11
Menos de 45 caudales-----pygmaeus
11. Con dos preoculares-----12
Con una preocular-----13
12. Cuatro labiales inferiores en contacto con la primera genaeal-----bimaculatus
Cinco labiales inferiores en contacto con la primera genaeal-----triscalis
13. Norma ventral de la cola no negra-----14
Norma ventral de la cola uniformemente negra---taeniurus
14. Placas ventrales menos de 165-----15
Placas ventrales más de 165-----triscalis

¹atahuallpae is not included in this key.

¹En esta clave no se incluye atahuallpae.

LEIMADOPHIS

- | | |
|---|--|
| 15. Vertebral region black, well marked on middle of body-----16
Not colored as above-----17 | 15. Región dorso vertebral negra, bien manifiesta en el centro del cuerpo-----16
No como el anterior-----17 |
| 16. Venter light, without spots----- <u>melanotus</u>
Venter with transverse black spotting-----
----- <u>pseudocobella</u> | 16. Vientre claro, sin manchas----- <u>melanotus</u>
Ventre con fajas negras transversas-----
----- <u>pseudocobella</u> |
| 17. More than 155 ventrals-----18
Fewer than 155 ventrals-----19 | 17. Más de 155 ventrales-----18
Menos de 155 ventrales-----19 |
| 18. Venter uniformly light-----22
Venter black spotted----- <u>fraseri</u> | 18. Vientre uniformemente claro-----22
Ventre manchado de negro----- <u>fraseri</u> |
| 19. Fewer than 65 subcaudals-----20
More than 70 subcaudals----- <u>zweifeli</u> | 19. Menos de 65 subcaudales-----20
Más de 70 subcaudales----- <u>zweifeli</u> |
| 20. No black stripe along tail and posterior part of body-----21
Distinct black stripe along tail and posterior part of body----- <u>bimaculatus</u> | 20. Sin línea negra longitudinal en la cola y parte posterior del cuerpo-----21
Con línea negra longitudinal en la cola y parte posterior del cuerpo----- <u>bimaculatus</u> |
| 21. Dorsum reticulate, without transverse spots; tail more than 1/4 total length----- <u>reginae</u>
Dorsum without reticulation; with large transverse spots; tail less than 1/4 total length----- <u>epinephelus</u> | 21. Diseño reticulado sin manchas transversas; cola no más de cuatro veces en la longitud total----- <u>reginae</u>
Diseño sin retículo, con manchas transversas grandes; cola más de cuatro veces y media en la longitud total----- <u>epinephelus</u> |
| 22. Ventrals more than 185----- <u>epinephelus</u>
Ventrals fewer than 185----- <u>albiventris</u> | 22. Más de 185 ventrales----- <u>epinephelus</u>
Menos de 185 ventrales----- <u>albiventris</u> |

LEIMADOPHIS ALBIVENTRIS (Jan)

- 1863 [Liophis reginae] var. albiventris Jan, Arch. Zool. Anat. Fis., 2: 294. Type-locality: Western Andes of Ecuador and "fra Lacutunga e Guayaquil", Ecuador.
1868 Opheomorphus alticolus Cope, Proc. Acad. Nat. Sci. Phila., 1868: 102. Valley of Quito, Ecuador.
1944 [Leimadophis] albiventris—Dunn, Galdasia, 2: 481.

Distribution: Found in lowlands on both sides of Andes in Ecuador. Its range elsewhere in South America is obscured at present by erroneous use of name in literature.

LEIMADOPHIS ALMADENSIS (Wagler)

- 1824 Natrix Almada Wagler, in Spix, Sp. Nov. Serp. Bras.: 30. Type-locality: Proximity of Bahia, Brazil.
1824 Natrix Almadensis Wagler, in Spix, Sp. Nov. Serp. Bras.: pl. 10. Type-locality: Proximity of Bahia, Brazil.
1858 Liophis conirostris Günther, Cat. Sn. Brit. Mus.: 46. Type-locality: Bahia, Brazil.
?1863 L. [Liophis] verecundus Jan, Arch. Zool. Anat. Fis., 2: 300. Type-locality: Unknown.
1882 Liophis (Lygophis) y-graecum Peters, Sitz. Ges. Naturforsch. Freunde, Berlin, 1882: 129. Type-locality:
Paraguay.
1906 Irigonocephalus scolecomorphus Bacqué, Rev. Mus. La Plata, 12: 116. Type-locality: Asunción, Paraguay.
1926 [Leimadophis] almadensis—Amaral, Rev. Mus. Paulista, 15: 78.

Distribution: Central, western and southern Brazil, Paraguay, Argentina and Uruguay.

Comment: Wagler used two names in the original description of this species, almada and almadensis. Vanzolini, Pap. Avul. Depto. Zool. São Paulo, 8, 1947, 255, argues that almada must be used, but very few authors have done so. Since the use of almadensis has been widely accepted, and the rule of the first revisor would seem to be applicable, we see no reason to change a name long established in the literature.

LEIMADOPHIS ATAHUALLPAE (Steindachner)

- 1901 Liophis atahuallpae Steindachner, Anz. Akad. Wiss. Wien, 38: 195. Type-locality: Las Palmas, W. spur of Andes between Babahoyo and Guaranda, Ecuador, 2500 m.
 1969 Leimadophis atahuallpae—Myers, Amer. Mus. Novitates, 2385: 21.

Distribution: Known only from type locality.

LEIMADOPHIS BIMACULATUS (Cope)

- 1899 Liophis bimaculatus Cope, Sci. Bull. Mus. Phila., 1: 11, pl. 4, fig. 2a-e. Type-locality: Colombia. "Presumably from the vicinity of Bogotá", according to Dunn, Caldasia, 2, 1944, 484.
 1944 Leimadophis bimaculatus—Dunn, Caldasia, 2: 484.

Distribution: Colombia, Venezuela and Ecuador.

Content: Three subspecies.

Key to the subspecies

Clave de subspecies

- | | |
|---|--|
| <p>1. Venter distinctly spotted with black-----2
 Venter immaculate or with small, indistinct
 spotting-----<u>opisthotaenia</u></p> <p>2. Ventrals 154 or fewer; caudals fewer than
 60-----<u>lamonae</u>
 Ventrals 165 or more; caudals 60 or more---
 -----<u>bimaculatus</u></p> | <p>1. Vientre manchado en negro distintamente---2
 Vientre immaculado o con pequeñas manchas
 obsoletas-----<u>opisthotaenia</u></p> <p>2. Ventrals 154 o menos; caudales menos de 60
 -----<u>lamonae</u>
 Ventrals 165 o más; caudales 60 o más----
 -----<u>bimaculatus</u></p> |
|---|--|

Leimadophis bimaculatus bimaculatus (Cope)

- 1903 Liophis bipraeocularis Boulenger, Ann. Mag. Nat. Hist., (7) 12: 351. Type-locality: Facatativa, Colombia, 8000 m.
 1944 Leimadophis bimaculatus bimaculatus—Dunn, Caldasia, 2: 484.

Distribution: Eastern Andes of Colombia.

Leimadophis bimaculatus lamonae Dunn

- 1944 Leimadophis bimaculatus lamonae Dunn, Caldasia, 2: 486. Type-locality: Sonsón, Antioquia, Colombia, 2410 m.

Distribution: Provincias Antioquia and Caldas, in central and western Andes, Colombia; Laurent, Bull. Inst. Roy. Sci. Nat. Belgique, 25 (9), 1949, 8, reports a specimen from Ecuador.

Leimadophis bimaculatus opisthotaenia (Boulenger)

- 1908 Liophis opisthotaenia Boulenger, Ann. Mag. Nat. Hist., (8) 1: 114. Type-locality: Mérida, Venezuela, 1600 m.
 1966 Leimadophis bimaculatus opisthotaenia—Roze, Ofidios de Venezuela: 157.

Distribution: Andes of Mérida, Venezuela.

LEIMADOPHIS EPINEPHELUS (Cope)

- 1862 Liophis epinephalus Cope (corrected in errata sheet to epinephelus), Proc. Acad. Nat. Sci. Phila., 1862: 78. Type-locality: Truando, Colombia.
 1929 Leimadophis epinephelus—Amaral, Mem. Inst. Butantan, 4: 165.

Distribution: Costa Rica to northwestern Ecuador.

Content: Three subspecies.

LEIMADOPHIS

Key to the subspecies

1. Ventrals fewer than 175-----2
 Ventrals more than 175-----ecuadorensis
2. Venter white-----epinephelus
 Venter red with black blotches----juvenalis

Clave de subespecies

1. Menos de 175 ventrales-----2
 Más de 175 ventrales-----ecuadorensis
2. Vientre blanco-----epinephelus
 Vientre rojo con manchas negras---juvenalis

Leimadophis epinephelus epinephelus (Cope)

1944 Leimadophis epinephalus epinephalus—Dunn, *Caldasia*, 2: 483.

Distribution: Canal Zone, Panama to western Ecuador.

Leimadophis epinephelus ecuadorensis Laurent

1949 Leimadophis epinephalus ecuadorensis Laurent, *Bull. Inst. Roy. Hist. Nat. Belgique*, 25 (9): 8. Type-locality: Ecuador.

Distribution: Known only from type specimen.

Leimadophis epinephelus juvenalis Dunn

1937 Leimadophis taeniurus juvenalis Dunn, *Copeia*, 1937: 213. Type-locality: San José, Costa Rica.

1944 [Leimadophis] epinephalus juvenalis—Dunn, *Caldasia*, 2: 483.

1951 Leimadophis taeniurus juvenalis—Taylor, *Univ. Kansas Sci. Bull.*, 34: 102.

Distribution: Costa Rica to western Panama.

LEIMADOPHIS FRASERI (Boulenger)

1894 Liophis fraseri Boulenger, *Cat. Sn. Brit. Mus.*, 2: 131, pl. 6, fig. 2. Type-locality: Western Ecuador.

1929 Leimadophis fraseri—Amaral, *Mem. Inst. Butantan*, 4: 166.

Distribution: Western Ecuador.

LEIMADOPHIS MELANOSTIGMA (Wagler)

1824 Natrix melanostigma Wagler, in Spix, *Sp. Nov. Serp. Bras.*: 17, pl. 4, fig. 2. Type-locality: Bahia, Brazil.

1885 Aporophis cyanopleurus Cope, *Proc. Amer. Phil. Soc.*, 22: 191. Type-locality: Rio Grande do Sul, Brazil, probably São João do Monte Negro, according to Cope, loc. cit., p. 185.

1929 Leimadophis melanostigma—Amaral, *Mem. Inst. Butantan*, 4: 166.

Distribution: Brazil.

LEIMADOPHIS MELANOTUS (Shaw)

1802 Coluber melanotus Shaw, *General Zoology*, 3: 534. Type-locality: Cape of Good Hope, Africa.

1820 [Coluber (Natrix)] raninus Merrem, *Tentamen Systematis Amphibiorum*: 106. Type-locality: None given.

1845 Coluber vittatus Hallowell, *Proc. Acad. Nat. Sci. Phila.*, 1845: 242. Type-locality: Within 200 mi of Caracas, "Colombia"; actually in Venezuela.

1860 Liophis melanotus Cope, (replacement name for melanotus Shaw), *Proc. Acad. Nat. Sci. Phila.*, 1860: 253.

1929 Leimadophis melanotus—Amaral, *Mem. Inst. Butantan*, 4: 166.

1966 Leimadophis melanotus—Roze, *Ofidios de Venezuela*: 159, fig. 38.

Distribution: Colombia, Venezuela, Trinidad, Tobago and Grenada.

LEIMADOPHIS OLIGOLEPIS (Boulenger)

1905 Liophis oligolepis Boulenger, Ann. Mag. Nat. Hist., (7) 15: 455. Type-locality: Igapé-Assu, Pará, Brazil.

1929 Leimadophis oligolepis—Amaral, Mem. Inst. Butantan, 4: 86.

Distribution: Estado do Pará, Brazil.

LEIMADOPHIS POECILOGYRUS (Wied)

- ?1823 G. [oluber] alternans Lichtenstein, Verzeichniss der Doubletten Des Zoologischen Museums, Berlin: 104. Type-locality: Brazil.
- 1825 G. [oluber] poecilogyrus Wied, Beiträge zur Naturgeschichte von Brasilien, 1: 371. Type-locality: Barra de Jucú, Rio Espirito Santo, Brazil.
- 1825 G. [oluber] doliatus Wied, Beiträge zur Naturgeschichte von Brasilien, 1: 368. Type-locality: Barra de Jucú, Rio Espirito Santo, Brazil.
- 1860 [Liophis Merremii] var. sublineatus Cope, Proc. Acad. Nat. Sci. Phila., 1860: 252. Type-locality: Buenos Aires, Argentina.
- 1866 L. [iophis] reginae var. viridicyanea Jan, Icon. Gén. Ophid., livr. 18: pl. 2, fig. 1. Type-locality: Paraná, Brazil.
- 1909 Rhadinaea praeornata Werner, Jahrb. Ver. Naturk. Stuttgart, 65: 58. Type-locality: Central Brazil.
- 1927 [Leimadophis] poecilogyrus—Amaral, Rev. Mus. Paulista, 15: 78.

Distribution: Argentina and Uruguay north to Amazonian Brazil and Ecuador.

Content: Twelve subspecies.

Comment: Amaral did not mention any of the synonyms listed above in his review of variation in this taxon (Pap. Avul. Depto. Zool. São Paulo, 5, 1944), and further study will be necessary to determine the proper place of each within the system. All are listed as synonyms of poecilogyrus by Boulenger, Cat. Sn. Brit. Mus., 2, 1894, 131.

Key to the subspecies

Clave de subspecies

- | | |
|---|---|
| 1. Belly without spots-----2
Belly spotted-----4 | 1. Vientre sin manchas-----2
Vientre manchado-----4 |
| 2. Not as below-----3
Dorsum pinkish-brown with very fine reticulation, usually lacking bands or stripes----- <u>pinetincola</u> | 2. No como el siguiente-----3
Dorso rosado-parduzco con retículo muy fino, usualmente sin bandas o estrías----- <u>pinetincola</u> |
| 3. Dorsum uniform brown or with numerous transverse dark bands resulting from fusion of dark spotting, or, occasionally, a zig-zag pattern formed of elongated and fused spots----- <u>subfasciatus</u>
Not as above----- <u>reticulatus</u> | 3. Dorso pardo uniforme o con numerosas bandas transversales oscuras que resultan de la fusión de manchas oscuras, y ocasionalmente un dibujo en zig-zag formado por manchas alargadas y fusionadas----- <u>subfasciatus</u>
No como el anterior----- <u>reticulatus</u> |
| 4. Head uniformly colored-----5
Head with spots or markings-----8 | 4. Cabeza de color uniforme-----5
Cabeza con manchas o marcas-----8 |
| 5. Dorsum not reddish-brown with black spotting on scales-----6
Dorsum reddish-brown with black spotting on scales----- <u>amazonicus</u> | 5. Dorso no pardo rojizo, sin manchas negras en escamas-----6
Dorso pardo rojizo con manchas negras en escamas----- <u>amazonicus</u> |
| 6. Dorsum not olive-brown with faint traces of dark bands-----7
Dorsum olive-brown with faint traces of dark bands----- <u>xerophilus</u> | 6. Dorso no pardo oliváceo con débiles trazas de bandas oscuras-----7
Dorso pardo oliváceo con débiles trazas de bandas oscuras----- <u>xerophilus</u> |

LEIMADOPHIS

7. Dorsum olive-green stippled with black on borders of scales; no trace of light transverse stripes; stippling occasionally agglomerated into transverse or zig-zag spotting-----pictostriatus
Not as above-----poecilogyrus
7. Dorso verde oliváceo, con bordes de las escamas negros; sin rastros de bandas transversales claras; los puntos negros se aglomeran a veces en manchas transversales o en zig zag-----pictostriatus
No como el anterior-----poecilogyrus
8. Dorsum not brown with dark transverse bands which tend to form into groups of three--9
Dorsum brown with poorly marked dark transverse bands, which tend to form groups of three, posteriorly becoming three longitudinal stripes separated by lighter stripe-----franciscanus
8. Dorso no pardo con bandas transversas oscuras que tienden a agruparse de a tres----9
Dorso pardo con bandas transversas oscuras débilmente marcadas que tienden a formar grupos de tres hacia posterior que se transforman en tres cintas longitudinales separadas por cintas claras---franciscanus
9. Dorsum not greenish-brown; no cream spotting on dorsal scales; no black tips on scales-----10
Dorsum greenish-brown; cream-colored spots on dorsal scales, some of which have black apices-----intermedius
9. Dorso no pardo verdoso, escamas dorsales sin manchas crema, sin ápices negros----10
Dorso pardo verdoso; escamas dorsales con manchas crema, algunas con ápices negros-----intermedius
10. Dorsum not bottle-green with yellow spots in centers of scales-----11
Dorsum bottle-green, with yellow spots in centers of scales, spots may be confluent into transverse light bands with intercalated blocks of dark color-----platensis
10. Dorso no verde botella con manchas amarillas en el centro de las escamas-----11
Dorso verde botella, con manchas amarillas en el centro de las escamas, las manchas puede confluír en bandas transversales claras intercaladas con bloques de pigmento oscuro-----platensis
11. Dorsum with olive reticulations, and with narrow black and white transverse bands made up of white specks and black spots, posteriorly forming a dark paraventral stripe bordered above by a light stripe with a dark line on vertebral area-----montanus
Not as above-----schottii
11. Dorso oliváceo reticulado, con bandas transversales angostas blancas y negras formadas por estrías blancas y manchas negras que forman hacia posterior una cinta oscura paraventral bordeada por una cinta clara con una línea oscura en la región vertebral-----montanus
No como el anterior-----schottii

Leimadophis poecilogyrus poecilogyrus (Wied)

1944 L. [leimadophis] poecilogyrus poecilogyrus—Amaral, Pap. Avul. Dept. Zool. São Paulo, 5: 79.

Distribution: Espirito Santo to Bahia, Rio de Janeiro, Minas Gerais, and São Paulo, Brazil.

Leimadophis poecilogyrus amazonicus Amaral

1944 L. [leimadophis] poecilogyrus amazonicus Amaral, Pap. Avul. Depto. Zool. São Paulo, 5: 81.
Type-locality: Probably Pará, Brazil; not clearly stated as such.

Distribution: Estados do Amazonas and Pará, Brazil.

Leimadophis poecilogyrus franciscanus Amaral

1944 L. [leimadophis] poecilogyrus franciscanus Amaral, Pap. Avul. Depto. Zool. São Paulo, 5: 80.
Type-locality: Pirapora, Minas Gerais, Brazil.

Distribution: Region of Rio São Francisco, in northern Minas Gerais, central and western Bahia, Goiás and southwestern Pernambuco, Brazil.

Leimadophis poecilogyrus intermedius Amaral

1944 L. [leimadophis] poecilogyrus intermedius Amaral, Pap. Avul. Depto. Zool. São Paulo, 5: 81.
Type-locality: Goiás, Brazil.

1952 Leimadophis poecilogyrus intermedius—Hoge, Mem. Inst. Butantan, 24 (2): 188.

Distribution: Goiás and Mato Grosso, Brazil.

Leimadophis poecilogyrus montanus Amaral

1944 L. [eimadophis] poecilogyrus montanus Amaral, Pap. Avul. Depto. Zool. São Paulo, 5: 79.
Type-locality: Piquete, São Paulo, Brazil.

Distribution: Region of type locality.

Leimadophis poecilogyrus pictostriatus Amaral

1944 L. [eimadophis] poecilogyrus pictostriatus Amaral, Pap. Avul. Depto. Zool. São Paulo, 5: 77. Type-locality: São Lourenço, Brazil.

Distribution: Central and southern Rio Grande do Sul to coastal Santa Catarina, Brazil and Uruguay.

Leimadophis poecilogyrus pineticola Amaral

1944 L. [eimadophis] poecilogyrus pineticola Amaral, Pap. Avul. Depto. Zool. São Paulo, 5: 78.
Type-locality: Central Paraná, Brazil.

Distribution: Central highlands of Estado do Paraná, to Santa Catarina and São Paulo, Brazil.

Leimadophis poecilogyrus platensis Amaral

1944 L. [eimadophis] poecilogyrus platensis Amaral, Pap. Avul. Depto. Zool. São Paulo, 5: 77.
Type-locality: La Plata, Argentina.

Distribution: Eastern and central Argentina.

Leimadophis poecilogyrus reticulatus Parker

1931 Leimadophis (Liophis) poecilogyrus reticulatus Parker, Jour. Linn. Soc. London Zool., 37: 285. Type-locality: Makthlawaiya, Paraguayan Chaco, 23°25'S and 58°19'W.
1944 L. [eimadophis] poecilogyrus reticulatus—Amaral, Pap. Avul. Depto. Zool. São Paulo, 5: 76.

Distribution: Bolivia, northern Argentina, Paraguay, and Mato Grosso, Brazil.

Leimadophis poecilogyrus schottii (Schlegel)

1837 X. [enodon] Schottii Schegel, Essai Physion. Serpens, 2: 91. Type-locality: South America; restricted to Estado de São Paulo, Brazil, by Hoge, Mem. Inst. Butantan, 30, 1960-62 (1964), 68.

1944 Leimadophis poecilogyrus albadspersus Amaral, Pap. Avul. Depto. Zool. São Paulo, 5: 78.
Type-locality: Piracicaba, São Paulo, Brazil.

1964 Leimadophis poecilogyrus schottii—Hoge, Mem. Inst. Butantan, 30 (1960-62): 67.

Distribution: São Paulo, Brazil.

Leimadophis poecilogyrus subfasciatus (Cope)

1862 Liophis subfasciatus Cope, Proc. Acad. Nat. Sci. Phila., 1862: 77. Type-locality: Paraguay.

1862 Opheomorphus doliatus var. caesius Cope, Proc. Acad. Nat. Sci. Phila., 1862: 348. Type-locality: Santa Fé, Paraguay.

1944 L. [eimadophis] poecilogyrus subfasciatus—Amaral, Pap. Avul. Depto. Zool. São Paulo, 5: 76.

Distribution: Paraguay and Entre Ríos, Argentina.

LEIMADOPHIS

Leimadophis poecilogyrus xerophilus Amaral

- 1944 L. [Leimadophis] poecilogyrus xerophilus Amaral, Pap. Avul. Depto. Zool. São Paulo, 5: 81.
Type-locality: Not clearly stated; perhaps Ceará, Brazil.

Distribution: Semi-arid regions, Pernambuco to Piauí, northeastern Brazil.

LEIMADOPHIS PSEUDOCOBELLA (Peracca)

- 1914 Liophis pseudocobella Peracca, Mem. Soc. Neuchatel Sci. Nat., 5: 99. Type-locality: Angelópolis, Colombia.
1929 Leimadophis pseudocobella—Amaral, Mem. Inst. Butantan, 4: 167.
1931 Liophis cobella alticolus Amaral, Bull. Antivenin Inst. America, 4: 87. Type-locality: Jericó, Colombia.
1944 Leimadophis pseudocobella—Dunn, Caldasia, 2: 484.

Distribution: Central and western Andes of Colombia.

LEIMADOPHIS PYGMAEUS (Cope)

- 1868 Liophis pygmaeus Cope, Proc. Acad. Nat. Sci. Phila., 1868: 103. Type-locality: Napo or neighboring part of Marañón, Ecuador
1894 Liophis pygmaeus—Boulenger, Cat. Sn. Brit. Mus., 2: 129.
1929 Leimadophis pygmaeus—Amaral, Mem. Inst. Butantan, 4: 167.
1944 Leimadophis pygmaeus—Dunn, Caldasia, 2: 488.

Distribution: Upper Amazonian region of Colombia and Ecuador.

LEIMADOPHIS REGINAE (Linnaeus)

- 1758 Coluber Reginae Linnaeus, Systema Naturae, Ed. 10: 219. Type-locality: Indiis; in error, according to Hoge, Mem. Inst. Butantan, 30, 1960-62 (1964), 57, who designated it as Surinam.
?1789 Coluber Violaceus Lacépède, Histoire Naturelle des Serpens, 2 (1): 116, pl. 8, fig. 1. Type-locality: None given.
1802 Coluber Graphicus Shaw, General Zoology, 3: 474. Type-locality: America.
1824 Natrix semilineata Wagler, in Spix, Sp. Nov. Serp. Bras.: 33, pl. 11, fig. 2. Type-locality: Rio Solimões, Brazil.
1863 [Liophis reginae] var. quadrilineata Jan, Arch. Zool. Anat. Fis., 2: 295. Type-locality: Ecuador.
1863 [Liophis reginae] var. ornata Jan, Arch. Zool. Anat. Fis., 2: 295. Type-locality: Buenos Aires, Argentina.

Distribution: Northern South America, east of Andes; Goiás and São Paulo, Brazil.

Content: Two subspecies.

Comment: Neither Amaral, in his description of macrosona, nor Hoge, in the description of maculicauda, discussed the position of the many synonyms listed above. It is appropriate here only to suggest that full review of the species with proper allocation of the synonyms and detailed statement of ranges needs to be made.

Key to the subspecies

1. Caudal scales with dark spots; no lateral spots on body anteriorly; body light; tail long-----macrosona
Caudal scales without dark spots; body with lateral spots anteriorly; body dark; tail short-----reginae

Clave de subspecies

1. Escamas caudales con manchas oscuras; sin manchas laterales en el parte anterior del del cuerpo; cuerpo claro; cola larga-----macrosona
Escamas caudales sin manchas oscuras; cuerpo con manchas laterales anteriormente; cuerpo oscuro; cola corta-----reginae

Leimadophis reginae reginae (Linnaeus)

1935 Leimadophis reginae [reginae]—Amaral, Mem. Inst. Butantan, 9: 238.

Distribution: As for species, except for Goiás and São Paulo, Brazil.

Leimadophis reginae macrosoma Amaral

1935 Leimadophis reginae macrosoma Amaral, Mem. Inst. Butantan, 9: 238. Type-locality: Canna Brava, Goiás, Brazil.

1954 Leimadophis reginae maculicauda Hoge, Mem. Inst. Butantan, 24 (2) (1952): 241. Type-locality: Not given.

1959 Leimadophis reginae macrosoma—Hoge, Mem. Inst. Butantan, 28 (1957-58): 69.

Distribution: Goiás and São Paulo, Brazil.

LEIMADOPHIS SAGITTIFER (Jan)

1863 L. [iopeltis] sagittifer Jan, Elenco Sistemático Degli Ofidi: 82. Type-locality: Mendoza, Argentina.

1867 Liophis pulcher Steindachner, Sitz. Akad. Wiss. Wien, 55: 267, pl. 2, figs. 1-3.

1894 Rhadinaea sagittifera—Boulenger, Cat. Sn. Brit. Mus., 2: 165.

1896 Rhadinaea modesta Koslowsky, Rev. Mus. La Plata, 7: 453, pl. 3. Type-locality: Provincia de Salta, Argentina.

1926 Leimadophis sagittifer—Amaral, Rev. Mus. Paulista, 14: 19.

1964 Leimadophis sagittifer—Abalos, Baez, and Nader, Acta Zool. Lilloana, 20: 227, fig. 5.

Distribution: Northwestern Argentina; southern Brazil.

LEIMADOPHIS SIMONSII (Boulenger)

1900 Philodryas Simonsii Boulenger, Ann. Mag. Nat. Hist., (7) 6: 185. Type-locality: Cajamarca, Peru, 9000 ft.

1932 Leimadophis simonsii—Parker, Ann. Mag. Nat. Hist., (10) 9: 22.

Distribution: Higher elevations in northern Peru and southern Ecuador.

Comment: Schmidt and Walker, Zool. Ser. Field Mus. Nat. Hist., 24, 1943, 315, put this species in the synonymy of Philodryas elegans rufidorsatus, but they do not refer to Parker's paper (above), in which the species is re-validated, and it is not certain whether they had seen it.

LEIMADOPHIS TAENIURUS (Tschudi)

1845 L. [iophis] taeniurus Tschudi, Arch. für Naturg., 11 (1): 164. Type-locality: Peru; "in der heissen Waldregion," Peru, according to Tschudi, Fauna Peruana, Rept., 1846, 51.

1894 Liophis taeniurus—Boulenger, Cat. Sn. Brit. Mus., 2: 130.

1944 [Leimadophis] taeniurus—Dunn, Caldasia, 2: 481.

Distribution: Amazonian Peru and Ecuador.

LEIMADOPHIS TRISCALIS (Linnaeus)

1758 Coluber Triscalis Linnaeus, Systema Naturae, Ed. 10: 224. Type-locality: Indiis.

1758 Coluber corallinus Linnaeus, Systema Naturae, Ed. 10: 223. Type-locality: Asia.

?1863 L. [iophis] rufus Jan, Arch. Zool. Anat. Fis., 2: 301. Type-locality: Unknown.

1894 Liophis triscalis—Boulenger, Cat. Sn. Brit. Mus., 2: 129.

1929 Leimadophis triscalis—Amaral, Mem. Inst. Butantan, 4: 168.

Distribution: Caribbean South America; Curaçao. A record from Paraguay, by Gatti, 1955, is probably an erroneous identification. Roze, Ofidios de Venezuela, 1966, 163, also questions validity of records from Venezuela.

LEIMADOPHIS

LEIMADOPHIS TYPHLUS (Linnaeus)

- 1758 Coluber Typhlus Linnaeus, Systema Naturae, Ed. 10: 218. Type-locality: Indiis.
 1870 Xenodon isolepis Cope, Proc. Amer. Phil. Soc., 11 (1869): 155. Type-locality: Pebas, Peru.
 1887 Opheomorphus brachyurus Cope, Proc. Amer. Phil. Soc., 24: 57. Type-locality: Near Chapada, Mato Grosso, Brazil.
 1897 Liophis Guentheri Peracca, Bol. Mus. Zool. Anat. Comp. Univ. Torino, 12 (274): 11. Type-locality: Caiza, Chaco of Bolivia.
 1916 Liophis elaeoides Griffin, Mem. Carnegie Mus., 7 (1915): 187. Type-locality: Santa Cruz de la Sierra, Provincia del Sara, Bolivia.
 1925 Liophis macrops Werner, Sitz. Akad. Wiss. Wien, 134 (1): 57. Type-locality: Paramaribo, Surinam.
 1926 Leimadophis typhlus—Amaral, Ann. Carnegie Mus., 16: 322.

Distribution: South America east of Andes and north of about 35°S latitude.

Content: Two subspecies.

Comment: Hoge, Mem. Inst. Butantan, 30, 1960-62 (1964), did not comment on any of the above synonyms when he revived the taxon forsteri Wagler, and we cannot place them in their proper positions below. This must await a review of their status by future workers.

Key to the subspecies

Clave de subspecies

- | | |
|---|---|
| 1. Ventrals 136-148----- <u>typhlus</u> | 1. Ventrals 136-148----- <u>typhlus</u> |
| Ventrals 155-169----- <u>forsteri</u> | Ventrals 155-169----- <u>forsteri</u> |

Leimadophis typhlus typhlus (Linnaeus)

- 1964 Leimadophis typhlus typhlus—Hoge, Mem. Inst. Butantan, 30 (1960-62): 58.

Distribution: Uncertain; not defined by Hoge, loc. cit.

Leimadophis typhlus forsteri (Wagler)

- 1824 Natrix G. Forsteri Wagler, in Spix, Sp. Nov. Serp. Bras.: 16, pl. 4, fig. 1. Type-locality: Bahia, Brazil.
 1964 Leimadophis typhlus forsteri—Hoge, Mem. Inst. Butantan, 30 (1960-62): 59.

Distribution: Uncertain; not defined by Hoge, loc. cit., when he revalidated this taxon.

LEIMADOPHIS VIRIDIS (Günther)

- 1862 Liophis viridis Günther, Ann. Mag. Nat. Hist., (3) 9: 58, pl. 9, fig. 2. Type-locality: Pernambuco, Brazil; and South America.
 1863 Liophis typhlus var. prasina Jan, Icon Gén. Ophid., Livr. 18: pl. 4, fig. 3. Type-locality: Brazil.
 1894 Liophis viridis—Boulenger, Cat. Sn. Brit. Mus., 2: 135.
 1926 [Leimadophis] viridis—Amaral, Rev. Mus. Paulista, 15: (78? Taken from reprint).

Distribution: Southern and eastern Brazil; Paraguay.

LEIMADOPHIS ZWEIFELI Roze

- 1959 Leimadophis zweifeli Roze, Amer. Mus. Novitates, 1934: 4, fig. 1. Type-locality: Rancho Grande, Estado de Aragua, Venezuela, 1100 m.
 1966 Leimadophis zweifeli—Roze, Ofidios de Venezuela: 164, fig. 39.

Distribution: Central part of Cordillera de la Costa, Venezuela.

INCERTAE SEDIS

1820 Coluber M-nigrum Raddi, Mem. Nat. Fis. Soc. Ital. Sci. Modena, 18: 338. Type-locality: Rio de Janeiro, Brazil.

Comment: Boulenger, Cat. Sn. Brit. Mus., 2, 1894, 131, listed this as a synonym of poecilogyrus. It was not mentioned by Amaral in his review of that species. If considered synonymous with poecilogyrus, it will take priority over that name.

1863 L.[iophis] poecilogyrus var. californica Jan, Arch. Zool. Anat. Fis., 2: 292. Type-locality: California.

Comment: Neither Boulenger nor Amaral mention this taxon. Since Jan considered it to belong in poecilogyrus, we presume it is a Leimadophis, but we are uncertain of this.

LEPTODEIRA Fitzinger

- 1843 Leptodeira Fitzinger, Syst. Rept.: 27. Type-species: Coluber annulatus Linnaeus.
 1861 Megalops Hallowell, Proc. Acad. Nat. Sci. Phila., 1860: 488. Type-species: Megalops maculatus Hallowell.
 1893 Anoplophallus Cope, Amer. Natur., 27: 480. Substitute name for Megalops Hallowell, pre-occupied. Type-species: Megalops maculatus Hallowell.
 1938 Pseudoleptodeira Taylor, Univ. Kansas Sci. Bull., 25: 343. Type-species: Hypsiglena latifasciata Günther.

Distribution: Southern Sonora, Mexico, and Río Grande in southern Texas to northern Argentina and Paraguay, except in the high Andes and the coastal deserts of Peru and Chile.

Content: Nine species arranged in four species groups, according to the most recent revision of the genus by Duellman, Bull. Amer. Mus. Nat. Hist., 114, 1958, of which four (latifasciata Günther, maculata Hallowell, punctata Peters, and splendida Günther) are extralimital.

Key to the species

Clave de especies

- | | |
|---|---|
| 1. Maxillary teeth 14 or fewer, including those posterior to diastema-----2
Maxillary teeth 16 or more, including those posterior to diastema-----3 | 1. Dientes maxilares 14 o menos incluyendo los posteriores al diastema-----2
Dientes maxilares 16 o más, incluyendo los posteriores al diastema-----3 |
| 2. More than 20 dark blotches on dorsum---- <u>frenata</u>
Less than 20 dark dorsal blotches-- <u>nigrofasciata</u> | 2. Más de 20 manchas oscuras dorsales---- <u>frenata</u>
Menos de 20 manchas oscuras---- <u>nigrofasciata</u> |
| 3. With 19 or fewer body scale rows at midbody---4
With more than 19 body scale rows at midbody--5 | 3. Con 17 a 19 filas de escamas al medio del cuerpo-----4
Con más de 19 filas de escamas al medio del cuerpo-----5 |
| 4. Large dorsal spots which extend to margins of ventrals----- <u>bakeri</u>
Dorsal spots extend to level of third or fourth scale row----- <u>annulata</u> | 4. Manchas dorsales grandes extendidas hasta las proximidades de las ventrales----- <u>bakeri</u>
Manchas dorsales no muy grandes extendidas sólo hasta la tercera o cuarta fila de escamas dorsales----- <u>annulata</u> |
| 5. With median stripe on nuchal region-----6
Without median nuchal stripe, or if present, bordered on either side by a longitudinal bar----- <u>annulata</u> | 5. Con una cinta nuchal mediana-----6
Sin cinta nuchal mediana, si la hay, bordeada por una barra longitudinal a cada lado ----- <u>annulata</u> |
| 6. Ventrals less than 186; body rounded; no paired nuchal blotches; nape stripe may or may not touch nuchal blotch-----7
Ventrals 186 or more; body slender; two lateral nuchal blotches that may be fused to form U-shaped blotch; nape stripe not touching nuchal blotch----- <u>septentrionalis</u> | 6. Ventrales menos de 186; cuerpo redondeado; no hay manchas nucales apareadas; cinta nuchal contacta con la primer mancha o no-----7
Ventrals 186 o más, cuerpo delgado; dos bloques nucales laterales que pueden fusionarse constituyendo una mancha en U; cinta nuchal no contacta con la mancha nuchal----- <u>septentrionalis</u> |
| 7. Nape stripe laterally expanded anteriorly to form butterfly-shaped mark on postparietals and posttemporals; 34-49 (average 42) dorsal blotches----- <u>septentrionalis</u>
Nape stripe not expanded to form butterfly pattern; 23-56 (average 36) dorsal blotches----- <u>annulata</u> | 7. Cinta nuchal lateralmente expandida anteriormente forma un contorno en mariposa en las posparietales y posttemporales; 34-49 (42 promedio) manchas dorsales----- <u>septentrionalis</u>
Cinta nuchal no expandida lateralmente para formar contorno en mariposa; 23-56 (36 promedio) manchas dorsales----- <u>annulata</u> |

LEPTODEIRA ANNULATA (Linnaeus)

annulata group

- 1758 Coluber annulatus Linnaeus, Syst. Nat., ed. 10: 224. Type-locality: Amazon Basin; restricted by Duellman, Bull. Amer. Mus. Nat. Hist., 114, 1958, 48, to lower Rio Amazon, Pará, Brazil.
 1843 Leptodeira annulata—Fitzinger, Syst. Rept.: 27.

Distribution: Mexico to Argentina.

Content: Six subspecies, two (cussiliris Duellman and maculata Hallowell) extralimital.

Key to the subspecies

1. Body rounded; vertebral row normal; nape pattern present-----2
Body compressed; vertebral row enlarged; no stripes on nape-----annulata
2. Two bars laterally on nape-----3
One stripe middorsally on nape---rhombifera
3. Neither longitudinal stripes on parietals or temporals, nor Y-shaped mark on parietals-----ashmeadi
Either longitudinal dark stripes on parietals or temporals, or a Y-shaped mark on parietals-----pulchriceps

Clave de subespecies

1. Cuerpo redondeado; fila vertebral normal; diseño nucal presente-----2
Cuerpo comprimido; fila vertebral agrandada; sin diseño nucal-----annulata
2. Diseño nucal con dos bandas longitudinales-----3
Diseño nucal con una banda longitudinal-----rhombifera
3. Parietales y temporales sin líneas oscuras o marca en forma de Y-----ashmeadi
Parietales o temporales con líneas oscuras o con una marca en forma de Y sobre parietales-----pulchriceps

Leptodeira annulata annulata (Linnaeus)

- 1789 Coluber albufuscus Lacépède, Hist. Nat. Serp., 2: 312. Type-locality: America.
1863 Eteiropsas annulata var. rhomboidalis Jan, Elenco Syst. Ofidi: 105. Type-locality: Brasil.
1872 Dipsas approximans Günther, Ann. Mag. Nat. Hist., (4) 9: 32. Type-locality: Chyavetas, Peru.
1884 Eteiropsas Wieneri Sauvage, Bull. Soc. Philom. Paris, (7) 8: 146. Type-locality: Ecuador.
1901 Leptodira nycthemera Werner, Verh. Zool. Bot. Ges. Wien, 1901: 598. Type-locality: Ecuador.
1929 Leptodeira annulata annulata—Amaral, Mem. Inst. Butantan, 4: 78.
1958 Leptodeira annulata annulata—Duellman, Bull. Amer. Mus. Nat. Hist., 114: 47.

Distribution: Amazon Basin from below 1100 m in southern Venezuela, Ecuador, Peru, and Bolivia, to mouth of Amazon; along Atlantic coast south to São Paulo.

Leptodeira annulata ashmeadi (Hallowell)

- 1845 Coluber ashmeadi Hallowell, Proc. Acad. Nat. Sci. Phila., 1845: 244. Type-locality: "200 miles of Caracas, Venezuela" restricted by Duellman, Bull. Amer. Mus. Nat. Hist., 114, 1958, 44, to vicinity of Caracas, Distrito Federal, Venezuela.
1947 Leptodeira rhombifera kugleri Shreve, Bull. Mus. Comp. Zool., 99: 531. Type-locality: Riecito, Acosta District, Falcón, Venezuela.
1958 Leptodeira annulata ashmeadi—Duellman, Bull. Amer. Mus. Nat. Hist., 114: 43.

Distribution: East of Santa Marta Mountains, Colombia, through coastal northern Venezuela, to Río Orinoco; Tobago, Trinidad, and Isla Margarita, Venezuela.

Leptodeira annulata pulchriceps Duellman

- 1958 Leptodeira annulata pulchriceps Duellman, Bull. Amer. Mus. Nat. Hist., 114: 51. Type-locality: Bodoquena, Mato Grosso, Brazil.

Distribution: Southern Mato Grosso to vicinity of Santa Cruz de la Sierra, Bolivia, and Asunción, Paraguay; Chaco region, Argentina.

Leptodeira annulata rhombifera Gunther

- 1872 Leptodeira rhombifera Gunther, Ann. Mag. Nat. Hist., (4) 9: 32. Type-locality: Río Chisoy, near Cubulco, Guatemala.
1893 Sibon septentrionale Kenn., subsp. rubricatum Cope, Proc. Amer. Phil. Soc., 31: 347. Type-locality: Boca Mala, Costa Rica.
1895 Leptodeira ocellata Günther, Biol. Cent. Amer., Rept.: 172, pl. 55, fig. B. Type-localities: Chontales Mines, Nicaragua, and Costa Rica.
1958 Leptodeira annulata rhombifera—Duellman, Bull. Amer. Mus. Nat. Hist., 114: 39.

Distribution: Central and southeastern Guatemala to Panama in subhumid habitats; Archipiélago de las Perlas, Panama.

LEPTODEIRA

LEPTODEIRA BAKERI Ruthven
annulata group

- 1936 Leptodeira bakeri Ruthven, Occ. Pap. Mus. Zool. Univ. Mich., 330: 1. Type-locality: Aruba Island, Dutch West Indies.
1958 Leptodeira bakeri—Duellman, Bull. Amer. Mus. Nat. Hist., 114: 51.

Distribution: Aruba Island.

LEPTODEIRA FRENATA (Cope)
annulata group

- 1886 Sibon frenatum Cope, in Ferrari-Perez, Proc. U. S. Nat. Mus., 9: 184. Type-locality: Jalapa, Veracruz, Mexico.
1891 Leptodeira frenatum—Cope, Proc. U. S. Nat. Mus., 14: 677.

Distribution: Veracruz, Tabasco, and Chiapas, throughout Yucatán Peninsula, El Petén, Guatemala and British Honduras.

Content: Three subspecies, according to the most recent revision, by Duellman, Bull. Amer. Mus. Nat. Hist., 114, 1958, 58, of which two (frenata Cope and yucatanensis Cope) are extralimital.

Leptodeira frenata malleisi Dunn and Stuart

- 1935 Leptodeira yucatanensis malleisi Dunn and Stuart, Occ. Pap. Mus. Zool. Univ. Mich., 313: 1. Type-locality: Tuxpena, Campeche, Mexico.
1955 Leptodeira frenata malleisi—Duellman and Werler, Occ. Pap. Mus. Zool. Univ. Mich., 570: 1, pl. 1.
1958 Leptodeira frenata malleisi—Duellman, Bull. Amer. Mus. Nat. Hist., 114: 62.

Distribution: Northern Chiapas, El Petén, Guatemala and British Honduras.

LEPTODEIRA NIGROFASCIATA Günther
nigrofasciata group

- 1868 Leptodeira nigrofasciata Günther, Ann. Mag. Nat. Hist. (4) 1: 425. Type-locality: Nicaragua.
1869 Leptodeira mystacina Cope, Proc. Amer. Phil. Soc., 11: 151. Type-locality: Western Mexico, Isthmus of Tehuantepec; restricted to Tehuantepec city by Smith and Taylor, Univ. Kansas Sci. Bull., 33, 1950, 340.
1958 Leptodeira nigrofasciata—Duellman, Bull. Amer. Mus. Nat. Hist., 114: 87.

Distribution: Pacific lowlands of Guerrero, Mexico to Guatemala, Honduras, Nicaragua and Costa Rica.

LEPTODEIRA SEPTENTRIONALIS (Kennicott)
septentrionalis group

- 1859 Dipsas septentrionalis Kennicott, in Baird, Rept. of the Boundary, 2: 16, pl. 8, fig. 1. Type-locality: Matamoros, Tamaulipas, Mexico; restricted by Smith and Taylor, Univ. Kansas Sci. Bull., 33, 1950, 361, to Brownsville, Texas.
1891 Leptodeira septentrionalis—Stejneger Proc. U. S. Nat. Mus., 14: 505.

Distribution: From Texas on east and central Nayarit on west, south along both coasts to Caribbean Colombia, Pacific slope of South America to northern Peru, and in upper Río Marañón Valley, Peru.

Content: Four subspecies, one (septentrionalis Kennicott) extralimital, according to the latest revision by Duellman, Bull. Amer. Mus. Nat. Hist., 114: 1958. Shannon and Humphrey, Herpetologica, 19, 1963 (1964), 262, include taylori Smith, 1941, as a subspecies of septentrionalis.

Key to the subspecies

1. Dorsal scales in 21-25 rows, with vertebral and paravertebral rows not noticeably enlarged; body rounded or only slightly compressed-----2
Dorsal scales in 21 rows, with vertebral and paravertebral rows noticeably enlarged; body laterally compressed---ornata
2. Ventrals 186 or more; body slender; two lateral nuchal blotches that may be fused to form U-shaped blotch; nape stripe not touching nuchal blotch; 38-70 (average 54) small dorsal blotches as wide as or wider than long; usually three preoculars-----polysticta
Ventrals fewer than 186; body rounded; no paired nuchal blotches; nape stripe may or may not touch first body blotch; 56 or fewer large dorsal blotches, longer than interspaces; usually two preoculars-----larcorum

Clave de subespecies

1. Dorsales en 21-25 filas, vertebral y paravertebral no notoriamente agrandadas; cuerpo redondeado o muy poco comprimido lateralmente-----2
Dorsales en 21 filas, vertebral y paravertebral notoriamente agrandadas; cuerpo comprimido lateralmente-----ornata
2. Ventrals 186 o más; cuerpo delgado; dos manchas látero-nucales que pueden fusionarse en una con forma de U; banda nuchal no contacta con mancha nuchal; 38-70 (promedio 54) manchas dorsales tan anchas o más anchas que largas; normalmente tres preoculares-----polysticta
Ventrals menos de 186; cuerpo redondeado; sin par de manchas nucales; banda nuchal contacta la primer mancha nuchal o no; manchas grandes, en número de 56 o menos mayores que los interespacios; normalmente dos preoculares-----larcorum

Leptodeira septentrionalis larcorum Schmidt and Walker

- 1943 Leptodeira larcorum Schmidt and Walker, Zool. Ser. Field Mus. Nat. Hist., 24: 311. Type-locality: Chiclin, Libertad, Peru.
1958 Leptodeira septentrionalis larcorum—Duellman, Bull. Amer. Mus. Nat. Hist., 114: 77.

Distribution: Northern coastal Peru and upper Río Marañón Valley, Peru.

Leptodeira septentrionalis ornata (Bocourt)

- 1884 Comastes ornatus Bocourt, Bull. Soc. Philom. Paris, (7) 8: 141. Type-locality: Isthmus of Darién, Panama.
1895 Leptodeira affinis Günther, Biol. Cent. Amer., Rept.: 170. Type-locality: Central America.
1913 Leptodeira dunckeri Werner, Mitt. Nat. Hist. Mus. Hamburg, 30: 28. Type-locality: "Mexico or Venezuela".
1958 Leptodeira septentrionalis ornata—Duellman, Bull. Amer. Mus. Nat. Hist., 114: 75.

Distribution: Southern Costa Rica to Caribbean Panama, Colombia, and western Venezuela, also Pacific Colombia and Ecuador.

Leptodeira septentrionalis polysticta Günther

- 1895 Leptodeira polysticta Günther, Biol. Cent. Amer., Rept.: 172, pl. 55. Type-locality: Mexico and Central America; restricted by Smith and Taylor, Univ. Kansas Sci. Bull., 33, 1950, 316, to Belize, British Honduras.
1941 Leptodeira annulata taylori Smith, Proc. Biol. Soc. Wash., 54: 115. Type-locality: Orizaba, Veracruz, Mexico.
1958 Leptodeira septentrionalis polysticta—Duellman, Bull. Amer. Mus. Nat. Hist., 114: 72.

Distribution: Both slopes below 2000 m from Nayarit and southern Veracruz, south to central Costa Rica, in local mesic habitats only on dry Pacific coast from El Salvador to Costa Rica.

LEPTODRYMUS Amaral

1927 Leptodrymus Amaral, Bull. Antivenin Inst. Amer., 1: 28. Type-species: Leptodrymus clarki Amaral.

Distribution: As for only known species.

Content: One species.

LEPTODRYMUS PULCHERRIMUS (Cope)

1874 Masticophis pulcherrimus Cope, Proc. Acad. Nat. Sci. Phila., 1874: 65. Type-locality: Western side of central America.

1898 Zamenis bitaeniatus Boettger, Katalog der Reptilien-Sammlung im Mus. Senckenbergischen Naturforsch. Ges., pt. 2: 42. Type-locality: Retalhuleu, Guatemala.

1927 Leptodrymus clarki Amaral, Bull. Antivenin Inst. Amer., 1: 29, fig. 10a-b. Type-locality: Taloa Creek, Tela, Honduras.

1931 Leptodrymus pulcherrimus—Dunn, Copeia, 1931: 163.

Distribution: Low elevations on Pacific coast of Guatemala to Nicaragua; Caribbean coast of Honduras to Costa Rica.

LEPTOMICRURUS Schmidt

1937 Leptomicrurus Schmidt, Zool. Ser. Field Mus. Nat. Hist., 20: 363. Type-species: Elaps collaris Schlegel.

Distribution: Tropical South America, east of Andes in Colombia, Ecuador, Peru and Bolivia; also Guianas, southern Venezuela and northern Brazil.

Content: Three species, according to most recent revision, by Hoge and Romano, Mem. Inst. Butantan, 32, 1965 (1966).

Key to the species

Clave de especies

- | | |
|---|--|
| <p>1. Temporal formula 1 + 1; white nuchal collar crosses parietals (Fig. 1)-----2
 Temporal formula 0 + 1; white nuchal collar entirely behind parietals-----<u>collaris</u></p> | <p>1. Fórmula temporal 1 + 1; collar nuchal blanco sobre las parietales (Fig. 1)-----2
 Fórmula temporal 0 + 1; collar nuchal blanco atrás de parietales-----<u>collaris</u></p> |
|---|--|

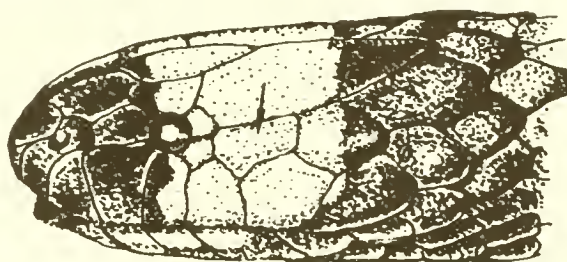


Fig. 1. Leptomicrurus narduccii, showing single anterior temporal and white nuchal collar.

- | | |
|--|---|
| <p>2. Ventrals more than 231-----<u>narduccii</u>
 Ventrals fewer than 225-----<u>schmidti</u></p> | <p>2. Ventrals más de 231-----<u>narduccii</u>
 Ventrals menos de 225-----<u>schmidti</u></p> |
|--|---|

LEPTOMICRURUS COLLARIS (Schlegel)

1837 Elaps collaris Schlegel, Essai Physion. Serpens, 2: 448. Type-locality: unknown; designated as Guianas by Hoge and Romano, Mem. Inst. Butantan, 32, 1965 (1966), 4.

1854 Elaps gastrodelus Duméril, Bibron and Duméril, Erp. Gén., 7: 1212. Type-locality: unknown.

1937 Leptomicrurus collaris—Schmidt, Zool. Ser. Field Mus. Nat. Hist., 20: 261.

1966 Leptomicrurus collaris—Hoge and Romano, Mem. Inst. Butantan, 32 (1965): 4, figs. 3, 3a-c.

Distribution: Guyana; southeastern Venezuela.

LEPTOMICRURUS NARDUCCII (Jan)

1863 Elaps Narduccii Jan, Arch. Zool. Anat. Fis., 2: 222. Type-locality: Bolivia. There is some doubt about this type locality. Schmidt, Zool. Ser. Field Mus. Nat. Hist., 20, 1936, 190, cited it as "Ecuador". Peters, Bull. Mus. Comp. Zool., 122, 1960, 525, felt it was unknown. Klemmer, in Behringwerk-Mitteilungen, Die Giftschlangen der Erde, 1963, 299, gave it as "Bolivien und Peru". Roze, Amer. Mus. Novitates, 2287, 1967, 3, gives it as Bolivia. Jan, in the original description, said the type was in a shipment received in very fresh condition from Narducci, sent during his trip through Bolivia, and in the Icon. Gen., Ophid., Livr. 42, pl. 6, fig. 5, says Bolivia.

1870 Elaps scutiventris Cope, Proc. Amer. Phil. Soc., 11 (1869): 156. Type-locality: Pebas, Peru.

1881 Elaps melanotus Peters, Sitz. Ges. Naturforsch. Freunde Berlin, 1881: 51. Type-locality: Sarayacú, Ecuador.

1937 Leptomicrurus narduccii—Schmidt, Zool. Ser. Field Mus. Nat. Hist., 20: 363.

1966 Leptomicrurus narduccii—Hoge and Romano, Mem. Inst. Butantan, 32 (1965): 5, figs. 1, 1a-c.

Distribution: Amazonian slopes of Andes in southern Colombia, Ecuador, Peru and Bolivia; Estado do Acre, Brazil.

LEPTOMICRURUS

LEPTOMICRURUS SCHMIDTI Hoge and Romano

1966 Leptomicrurus Schmidti Hoge and Romano, Mem. Inst. Butantan, 32 (1965): 1, figs. 2, 2a-c.
Type-locality: Tapurucuara, M. Uaupés, Estado do Amazonas, Brazil.

Distribution: Known only from type locality.



LEPTOPHIS Bell

- 1825 Leptophis Bell, Zool. Jour., 2: 328. Type-species: Coluber ahaetulla Linnaeus.
- 1825 Ahaetulla Gray, Ann. Phil., new ser., 10: 208. Type-species: Coluber ahaetulla Linnaeus.
- 1826 Dendrophis Boie, in Fitzinger, Neue Classification der Reptilien: 29. Type-species: Coluber ahaetulla Linnaeus.
- 1831 Ahaetula Gray (substitute name for Leptophis Bell), Synopsis Species Class Reptilia, in Griffith, Cuvier's Animal Kingdom, 9: 93.
- 1872 Diplotropis Günther, Ann. Mag. Nat. Hist., (4) 9: 24. Type-species: Diplotropis bilineata Günther.
- 1947 Thalerophis Oliver, Copeia, 1947: 64. Type-species: Coluber richardi Bory St. Vincent.

Distribution: Mexico; Central America, South America west of Andes to Ecuador, east of Andes to central Argentina.

Content: Seven species, including six recognized in most recent generic revision by Oliver, Bull. Amer. Mus. Nat. Hist., 92, 1948, and one other (cupreus) more recently revived. One species (diplotropis Günther) is extralimital.

Comment: Romer, Osteology of the Reptiles, 1956, 579, includes Leptophina Bonaparte, 1831 as a generic synonym of Leptophis. Neave, Nomenclator Zoologicus, 2, 1939, 916, gives Leptophina Bonaparte, 1831, Sagg. An. Vert., p. 74, as a replacement name for Leptophis. There is no such name on p. 74, however, and Leptophis Bell is cited without comment on p. 80, both in Bonaparte.

Key to the species

Clave de especies

- | | |
|---|--|
| <p>1. Loreal present-----2
Loreal absent-----3</p> <p>2. Keels present only on paravertebral row and occasionally on adjacent rows; no keels on dorsal caudal scales-----<u>depressirostris</u>
Keels present on all dorsal scales except first row; keels on most dorsal caudal scales-----<u>mexicanus</u></p> <p>3. Ventrals usually more than 149; adults lack dark oblique bands on body; no keels on first dorsal row-----4
Ventrals 133-149; adults with dark oblique bands on body; all dorsal scales keeled-----<u>riveti</u></p> <p>4. Dorsum usually uniform green or blue or with stripes; ventral color contrasts with dorsal color-----5
Dorsum with strong coppery tint; venter also coppery, but slightly darker, with dark brown and white streaking-----<u>cupreus</u></p> <p>5. Adult color pattern with broad greenish blue or blue dorsolateral stripe anteriorly on second and third or third and fourth rows; Central America-----<u>nebulosus</u>
Adult color pattern not as above, if greenish blue or dark blue stripe is present anteriorly, it covers more than rows three, four, and five; Central and South America, with striped forms only in latter-----<u>ahaetulla</u></p> | <p>1. Loreal presente-----2
Loreal ausente-----3</p> <p>2. Quillas presentes sólo en la fila paravertebral y ocasionalmente, en las adyacentes; escamas dorsocaudales no quilladas-----<u>depressirostris</u>
Quillas presentes en todas las escamas dorsales excepto en la primera fila; la mayoría de las escamas dorsocaudales quilladas-----<u>mexicanus</u></p> <p>3. Usualmente más de 149 ventrales; adultos sin bandas oscuras oblicuas en el cuerpo; primera fila dorsal no quillada-----4
Ventrals 133-149; adultos con bandas oscuras oblicuas sobre el cuerpo; todas las filas dorsales quilladas-----<u>riveti</u></p> <p>4. Usualmente, dorso en verde o azul, uniforme o lineado; coloración dorsal en contraste con la ventral-----5
Dorso pigmentado en tinte cobre fuerte; vientre semejante aunque ligeramente más oscuro, con lineado en pardo oscuro y blanco-----<u>cupreus</u></p> <p>5. Diseño de adultos con ancha banda dorsolateral anterior, sobre segunda y tercera o tercera y cuarta filas, en azul o azul verdoso; América Central-----<u>nebulosus</u>
Diseño de adultos no como el anterior, si hay banda azul verdosa o azul oscura anteriormente, ocupa más que la tercera, cuarta y quinta filas; América Central y del Sur; formas con diseño lineado sólo en la última-----<u>ahaetulla</u></p> |
|---|--|

LEPTOPHIS

LEPTOPHIS AHAETULLA (Linnaeus)

- 1758 *Coluber Ahaetulla* Linnaeus, Systema Naturae, Ed. 10: 225. Type-locality: "Asia, America".
 1825 *Leptophis Ahaetulla*—Bell, Zool. Jour., 2: 328.
 1958 *Leptophis ahaetulla*—Int. Comm. Zool. Nomen., Op. 524: 270.

Distribution: Southern Mexico through Central America to northwestern Ecuador west of Andes and central Argentina east of Andes.

Content: Twelve subspecies.

Key to the subspecies

1. Adult pattern not of two dark dorsolateral stripes separated by light vertebral stripe-----2
 Adult color pattern consisting of a broad greenish blue or dark blue dorsolateral stripe anteriorly on rows three to seven, separated by light vertebral stripe on row eight-----ahaetulla
2. Adult color pattern of predominantly uniform greenish blue occupying scales of all dorsal rows-----3
 Adult color pattern not as above, or, if predominantly uniform greenish blue, not occupying scales of all dorsal rows-----8
3. Black postocular stripe present; dorsal body pattern without narrow, white, chevron-shaped bands-----4
 No black postocular stripe; dorsal body pattern with narrow, white, chevron-shaped transverse bands that may not be apparent until dorsal scales have been spread apart-----praestans
4. Black postocular stripe narrow, occupying only lower edges of anterior temporal and lower posterior temporal; if black marks present on keels of dorsal scales, marks are narrow and well defined-----5
 Black postocular stripe very broad, occupying all or nearly all of anterior temporal and lower posterior temporal; heavy, irregularly defined black marks on keels of scales on median dorsal rows-----chocoensis
5. Head plates margined with black and with numerous small black spots or with prominent large black spot on each parietal and supraocular-----6
 Head plates rarely margined with black; if narrow black margin is present, head plates never marked with numerous small black spots or with prominent large black spot on each parietal and supraocular-----occidentalis

Clave de subespecies

1. Diseño de adultos sin dos bandas dorso-laterales oscuras separadas por una vertebral clara-----2
 Diseño de adultos con una ancha banda dorsolateral azul oscura o azul verdosa, anteriormente, en las filas tercera a séptima, separada por una banda clara vertebral, sobre la fila octava--ahaetulla
2. Diseño de adulto predominantemente uniforme en color azul verdoso sobre la totalidad de las filas dorsales-----3
 Diseño dorsal en adultos no como el anterior; si la coloración es uniforme en azul verdoso no ocupa la totalidad de las filas dorsales-----8
3. Banda negra postocular presente; diseño dorsal del cuerpo sin bandas angostas blancas paralelas en forma de V (cheurón)---- 4
 Banda negra postocular ausente; diseño dorsal del cuerpo con bandas angostas, blancas y paralelas en forma de V (cheurón); las bandas transversas pueden no ser aparentes hasta que las escamas dorsales hayan sido extendidas aparte----praestans
4. Banda postocular angosta que ocupa sólo los bordes inferiores de las temporales anterior e íferoposterior; si hay marcas negras sobre las quillas de las escamas dorsales, son angostas y bien definidas--5
 Banda postocular muy ancha, que ocupa toda o casi toda la temporal anterior así como la íferoposterior; marcas negras sobre las quillas de escamas de la fila dorsal mediana irregulares y densas----chocoensis
5. Placas de la cabeza marginadas de negro, con pequeños y numerosos puntos negros o con una prominente mancha negra sobre cada parietal y supraocular-----6
 Placas de la cabeza raramente marginadas de negro; si los márgenes negros están presentes, nunca ofrecen pequeños y numerosos puntos negros o prominentes manchas sobre parietales y supraoculares----occidentalis

6. Head plates and dorsal scales not marked as below, but with prominent large spot on each parietal and supraocular-----7
Head plates and dorsal scales with numerous small, irregularly shaped black spots, also present on extreme outer edge of ventrals anteriorly-----bocourti
7. Dorsal scales without, or with only a narrow black margin, but with distinct narrow black line along keel of each dorsal scale; ventrals in males 156-169, in females 162-173-----bolivianus
Dorsal scales with heavy prominent black margins, no black on keels; ventrals in males 147-165, in females 150-166-----nigromarginatus
8. Ventrals fewer than 172-----9
Ventrals more than 172-----copei
9. Dorsal coloration of head and anterior body region persisting throughout length of body although sometimes reduced in distribution; north and central South America-10
Dorsal coloration of head and anterior body distinctly different from that of posterior half of body; southern South America-----11
10. Dorsal coloration on body occupies proportionately same width throughout entire body length; ventral plates margined anteriorly and laterally with dark greenish blue; maxillary teeth 24-28---ortoni
Dorsal coloration on body reduced in distribution posteriorly; ventrals not margined; maxillary teeth 21-23-----coeruleodorsus
11. Plates on top of head heavily margined with black, postparietal scales five to eight, temporals frequently 1+1-----marginatus
Plates on top of head not or but slightly margined with black; postparietal scales seven to eleven, temporals typically 1+2-----liocercus
6. Placas de la cabeza y escamas dorsales sin manchas irregulares, pequeñas y negras; con mancha negra prominente sobre cada parietal y supraocular-----7
Placas de la cabeza y escamas dorsales con manchas irregulares, pequeñas y negras, también presentes sobre el borde exterior de las ventrales anteriores-----bocourti
7. Escamas dorsales con sólo un angosto margen negro o sin él; con una conspicua línea angosta negra, sobre las quillas de cada escama dorsal; ventrales en machos 156-169, en hembras 162-173-----bolivianus
Escamas dorsales con densos y prominentes márgenes negros no hay negro sobre las quillas; ventrales en machos 147-165, en hembras 150-166-----nigromarginatus
8. Ventrals menos de 172-----9
Ventrals más de 172-----copei
9. Coloración de la cabeza y parte anterior del cuerpo que persiste a lo largo de todo el cuerpo, aunque a veces se reduce su distribución; Sur América norte y central-10
Coloración de la cabeza y parte anterior del cuerpo sustancialmente diferente de la mitad posterior del cuerpo; sur de Sur América-----11
10. Coloración dorsal del cuerpo ocupa proporcionalmente el mismo ancho a lo largo de todo el cuerpo; placas ventrales marginadas anterior y lateralmente con azul grisáceo oscuro; dientes maxilares 24-28-----ortoni
Coloración dorsal del cuerpo que reduce posteriormente su distribución; ventrales no marginadas; dientes maxilares 21-23-----coeruleodorsus
11. Placas de la parte superior de la cabeza densamente marginadas en negro; cinco a ocho escamas postparietales, temporales frecuentemente 1+1-----marginatus
Placas de la parte superior de la cabeza no marginadas o levemente marginadas de negro; siete a once escamas postparietales, temporales típicamente 1+2-----liocercus

Leptophis ahaetulla ahaetulla (Linnaeus)

- 1823 Coluber Richardi Bory de Saint Vincent, Dictionnaire Classique d'Histoire Naturelle, Paris, 4: 588. Type-locality: Guiana.
- 1831 Ahoë. [tula] Linnei Gray (substitute name for Coluber ahaetulla Linnaeus), Synopsis Species Class Reptilia, in Griffith, Cuvier's Animal Kingdom, 9: 93.
- 1942 Leptophis ahaetulla ahaetulla—Oliver, Occ. Pap. Mus. Zool. Univ. Mich., 462: 1.
- 1948 Ihalerophis richardi richardi—Oliver, Bull. Amer. Mus. Nat. Hist., 92: 219, fig. 4.

Distribution: British Guiana to Estado da Bahia, Brazil, along Atlantic coast.

Leptophis ahaetulla bocourti Boulenger

- 1898 Leptophis bocourti Boulenger, Proc. Zool. Soc. London, 1898: 116. Type-locality: Paramba and Cachabé, Ecuador.
 1905 Leptophis occidentalis insularis Barbour, Bull. Mus. Comp. Zool., 46: 101. Type-locality: Isla de Gorgona, Colombia.
 1948 Ithalerophis richardi bocourti—Oliver, Bull. Amer. Mus. Nat. Hist., 92: 223, pl. 19.
 1958 Leptophis ahaetulla [bocourti]—Int. Comm. Zool. Nomen., Op. 524: 270.

Distribution: Northwestern Ecuador; Gorgona Island, Colombia.

Leptophis ahaetulla bolivianus Oliver

- 1942 Leptophis ahaetulla bolivianus Oliver, Occ. Pap. Mus. Zool. Univ. Mich., 462: 1. Type-locality: Buenavista, Departamento Santa Cruz, Bolivia.
 1948 Ithalerophis richardi bolivianus—Oliver, Bull. Amer. Mus. Nat. Hist., 92: 225, fig. 6 and pl. 18, fig. 2.

Distribution: Departamentos Beni and Santa Cruz, Bolivia.

Leptophis ahaetulla chocoensis Oliver

- 1942 Leptophis occidentalis chocoensis Oliver, Occ. Pap. Mus. Zool. Univ. Mich., 462: 15. Type-locality: Peña Lisa, Río Condoto, Chocó, Colombia.
 1948 Ithalerophis richardi chocoensis—Oliver, Bull. Amer. Mus. Nat. Hist., 92: 227.
 1958 Leptophis ahaetulla [chocoensis]—Int. Comm. Zool. Nomen., Op. 524: 270.

Distribution: Colombian Chocó.

Leptophis ahaetulla coeruleodorsus Oliver

- 1942 Leptophis coeruleodorsus Oliver, Occ. Pap. Mus. Zool. Univ. Mich., 462: 4. Type-locality: Trinidad.
 1948 Ithalerophis richardi coeruleodorsus—Oliver, Bull. Amer. Mus. Nat. Hist., 92: 228.
 1958 Leptophis ahaetulla [coeruleodorsus]—Int. Comm. Zool. Nomen., Op. 524: 270.

Distribution: Coast of northeastern Venezuela; Trinidad and Tobago Islands.

Leptophis ahaetulla copei Oliver

- 1942 Leptophis copei Oliver, Occ. Pap. Mus. Zool. Univ. Mich., 462: 7. Type-locality: Salto do Huá, Brazil - Venezuela boundary.
 1948 Ithalerophis richardi copei—Oliver, Bull. Amer. Mus. Nat. Hist., 92: 230.
 1958 Leptophis ahaetulla [copei]—Int. Comm. Zool. Nomen., Op. 524: 270.

Distribution: Area of divide between Río Orinoco and Río Negro in Venezuela, Brazil and Colombia.

Leptophis ahaetulla liocercus (Wied)

- 1824 Coluber liocercus Wied, Abbildungen zur Naturgeschichte von Brasilien: section 14, pl. 3 [also numbered as pl. 58] and accompanying unnumbered page of text. Type-locality: Wied mentions material from Cabo Frio, Parahiba, Marica, Sagoarema, [lake?] Araruama, Ponta Negra, Lagoa Freia, and Espirito Santo, Brazil.
 1901 Leptophis flagellum Andersson, Bihang Till K. Svenska Vet.-Akad. Handlingar, 27 (4, No. 5): 13. Type-locality: Rio de Janeiro, Brazil.
 1909 Leptophis vertebralis Werner, Mitt. Naturhist. Mus. Hamburg, 26: 221. Type-locality: Petropolis, Brazil.
 1948 Ithalerophis richardi liocercus—Oliver, Bull. Amer. Mus. Nat. Hist., 92: 232, fig. 4.
 1958 Leptophis ahaetulla [liocercus]—Int. Comm. Zool. Nomen., Op. 524: 270.

Distribution: Atlantic drainage of southeastern Brazil.

Leptophis ahaetulla marginatus (Cope)

- 1862 Ithrasops marginatus Cope, Proc. Acad. Nat. Sci. Phila., 1862: 349. Type-locality: Paraguay.
- 1870 Herpetodryas affinis Steindachner, Sitz. Math.-Naturwiss. Cl. Akad. Wiss. Wien, 62: 348, pl. 7, figs. 4-5. Type-locality: Brazil.
- 1902 Leptophis rostralis Lönnberg, Ann. Mag. Nat. Hist., (7) 10: 458. Type-locality: San Miguel, Chaco, Argentina.
- 1903 Leptophis argentinus Werner, Abh. K. Bayer. Akad. Wiss. München, 22 (2): 384. Type-locality: Rosario, Argentina.
- 1948 Ithalerophis richardi marginatus—Oliver, Bull. Amer. Mus. Nat. Hist., 92: 235, fig. 4 and pl. 18, fig. 3.
- 1958 Leptophis ahaetulla [marginatus]—Int. Comm. Zool. Nomen., Op. 524: 270.

Distribution: Southeastern Bolivia to western Estado de São Paulo, Brazil south to Paraguay and northern Argentina.

Leptophis ahaetulla nigromarginatus (Günther)

- 1866 Ahaetulla nigromarginata Günther, Ann. Mag. Nat. Hist., (3) 18: 28. Type-locality: "Upper Amazons".
- 1915 Leptophis nigromarginatus—Griffin, Mem. Carnegie Mus., 7 (3): 185.
- 1942 Leptophis ahaetulla nigromarginatus—Oliver, Occ. Pap. Mus. Zool. Univ. Mich., 462: 4.
- 1948 Ithalerophis richardi nigromarginatus—Oliver, Bull. Amer. Mus. Nat. Hist., 92: 238, figs. 4 and 6; pl. 18, fig. 1.

Distribution: Western Brazil; Amazonian lowlands of Colombia, Ecuador, and Peru.

Leptophis ahaetulla occidentalis (Günther)

- 1859 Ahaetulla occidentalis Günther, Proc. Zool. Soc. London, 1859: 412. Type-locality: Guayaquil and western Ecuador.
- 1873 Ahaetulla urosticta Peters, Monats. Akad. Wiss. Berlin, 1873: 606. Type-locality: Bogotá, Colombia.
- 1894 Leptophis ultramarinus Cope, Proc. Acad. Nat. Sci. Phila., 1894: 203. Type-locality: Pazo Azul, Costa Rica.
- 1948 Ithalerophis richardi occidentalis—Oliver, Bull. Amer. Mus. Nat. Hist., 92: 241.
- 1958 Leptophis ahaetulla [occidentalis]—Int. Comm. Zool. Nomen., Op. 524: 270.

Distribution: Central America from Nicaragua on Caribbean coast and Costa Rica on Pacific coast to coast of western Venezuela and to Pacific Colombia and Ecuador. Not known from Chocó of Colombia.

Leptophis ahaetulla ortonii Cope

- 1876 Leptophis ortonii Cope, Jour. Acad. Nat. Sci. Phila., (2) 8 (1875): 177. Type-locality: Solimões or middle Amazon, Brazil.
- 1942 Leptophis ahaetulla ortonii—Oliver, Occ. Pap. Mus. Zool. Univ. Mich., 462: 4.
- 1948 Ithalerophis richardi ortonii—Oliver, Bull. Amer. Mus. Nat. Hist., 92: 245.

Distribution: Amazon Valley of southeastern Colombia, middle Amazon region of Brazil, and extreme northern Bolivia.

Leptophis ahaetulla praestans (Cope)

- 1869 Ithrasops praestans Cope, Proc. Acad. Nat. Sci. Phila., 1868: 309. Type-locality: Near El Petén, Guatemala.
- 1881 Ithrasops (Ahaetulla) sargii Fischer, Arch. für Naturg., 47 (1): 229, pl. 11, figs. 7-9. Type-locality: Cobán, Guatemala.
- 1930 Leptophis maximus Weller, Proc. Jr. Soc. Nat. Hist. Cincinnati, 1: 7. Type-locality: Unknown.
- 1948 Ithalerophis richardi praestans—Oliver, Bull. Amer. Mus. Nat. Hist., 92: 248, fig. 5.
- 1958 Leptophis ahaetulla [praestans]—Int. Comm. Zool. Nomen., Op. 524: 270.

Distribution: Low and moderate elevations from central Veracruz, Mexico, south on Caribbean slope into northern Honduras.

LEPTOPHIS

LEPTOPHIS CUPREUS (Cope)

- 1868 Ithrasops cupreus Cope, Proc. Acad. Nat. Sci. Phila., 1868: 106. Type-locality: From Napo and Marañón, Ecuador.
 1960 Leptophis cupreus—Peters and Drcés, Beitr. Neotrop. Fauna, 2: 139.

Distribution: Amazonian lowlands of Ecuador.

LEPTOPHIS DEPRESSIROSTRIS (Cope)

- 1861 P. [hilothamnus] depressirostris Cope, Proc. Acad. Nat. Sci. Phila., 1860: 557. Type-locality: Cocuyas de Veraguas, New Grenada; actually in Panama.
 1872 Diploptropis bilineata Günther, Ann. Mag. Nat. Hist., (4) 9: 24, pl. 6, fig. 8. Type-locality: Costa Rica.
 1876 Leptophis aeruginosus Cope, Jour. Acad. Nat. Sci. Phila., (2) 8 (1875): 132. Type-locality: Costa Rica.
 1876 Leptophis saturatus Cope, Jour. Acad. Nat. Sci. Phila., (2) 8 (1875): 133. Type-locality: Sipurio, Costa Rica.
 1937 Leptophis depressirostris—Gauge, Hartweg, and Stuart, Occ. Pap. Mus. Zool. Univ. Mich., 357: 14.
 1948 Ithalerophis depressirostris—Oliver, Bull. Amer. Mus. Nat. Hist., 92: 203, fig. 4.

Distribution: Atlantic slopes of Nicaragua, Costa Rica and Panama; Pacific slopes of Colombia and Ecuador. A questionable record from Peru.

LEPTOPHIS MEXICANUS Duméril, Bibron and Duméril

- 1854 Leptophis mexicanus Duméril, Bibron and Duméril, Erp. Gén., 7: 536. Type-locality: Mexico.

Distribution: Southern Mexico from Veracruz and Oaxaca south to Costa Rica.

Content: Two subspecies, one of which (yucatanensis Oliver) is extralimital.

Leptophis mexicanus mexicanus Duméril, Bibron and Duméril

- 1872 Ahaetulla modesta Günther, Ann. Mag. Nat. Hist., (4) 9: 26, pl. 6, fig. C. Type-locality: Río Chisoy (= Chixoy or Negro), below town of Cubulco, Baja Verapaz, Guatemala.
 1942 Leptophis mexicanus mexicanus—Oliver, Occ. Pap. Mus. Zool., Univ. Mich., 462: 10.
 1948 Ithalerophis mexicanus mexicanus—Oliver, Bull. Amer. Mus. Nat. Hist., 92: 211, figs. 4 and 7.

Distribution: Low and moderate elevations from Tamaulipas, Mexico, into Costa Rica (except outer end of Yucatán Peninsula) on Caribbean slope and from Isthmus of Tehuantepec, Mexico, into Guatemala along Pacific slope.

LEPTOPHIS NEBULOSUS Oliver

- 1942 Leptophis nebulosus Oliver, Occ. Pap. Mus. Zool. Univ. Mich., 462: 12. Type-locality: Cariblanca, Costa Rica.
 1948 Ithalerophis nebulosus—Oliver, Bull. Amer. Mus. Nat. Hist., 92: 217, fig. 4.

Distribution: Patuca, Honduras, to Cariblanco, Costa Rica.

LEPTOPHIS RIVETI Despax

- 1910 Leptophis Riveti Despax, Bull. Mus. Hist. Nat. Paris, 1910: 368. Type-locality: Gualaquiza, Ecuador, 730 m.
 1914 Leptophis brevior Boulenger, Proc. Zool. Soc. London, 1914: 815. Type-locality: Near Peña Lisa, Condoto, Chocó, Colombia.
 1948 Ithalerophis riveti—Oliver, Bull. Amer. Mus. Nat. Hist., 92: 250, figs. 4-5.

Distribution: Higher altitudes to 5000 ft on both sides of Andes in Ecuador; Amazonian Peru; western and north central Colombia; Panama. A single record from Trinidad.

Prepared by Braulio Orejas-Miranda, Museo Nacional de Uruguay

LEPTOTYPHLOPS Fitzinger

- 1824 Stenostoma Wagler (preoccupied by Stenostoma Latreille, 1810), in Spix, Sp. Nov. Serp. Bras.: 68, pl. 25, fig. 3. Type-species: Stenostoma albifrons Wagler.
- 1843 Leptotyphlops Fitzinger, Systema Reptilium: 24. Type-species: Typhlops nigricans Schlegel.
- 1843 Eucephalus Fitzinger, Systema Reptilium: 24. Type-species: Typhlops bilineatus Schlegel.
- 1844 Catodon Duméril and Bibron (preoccupied by Catodon Linnaeus, 1761), Erp. Gén., 6: 318. Type-species: Typhlops septem-striatus Schneider.
- 1845 Epictia Gray, Cat. Liz. Brit. Mus.: 139. Type-species: None designated.
- 1845 Glauconia Gray, Cat. Liz. Brit. Mus.: 139. Type-species: Typhlops nigricans Schlegel.
- 1853 Rena Baird and Girard, Cat. N. Amer. Rept., 1: 142. Type-species: None indicated.
- 1857 Sabrina Girard, Proc. Acad. Nat. Sci. Phila., 1857: 181. Type-species: Typhlops tessellatum Tschudi.
- 1861 Rhamphostoma Jan (preoccupied by Rhamphostoma Wagler, 1830), Arch. Zool. Anat. Fis., 1: 190. Type-species: Stenostoma macrorhynchum Jan.
- 1861 Iricheilostoma Jan, Arch. Zool. Anat. Fis., 1: 190. Type-species: None indicated.
- 1861 Tetracheilostoma Jan, Arch. Zool. Anat. Fis., 1: 191. Type-species: Typhlops bilineatus Schlegel.
- 1863 Ramphostoma Jan (emendation of Rhamphostoma Jan), Elenco Sist. Ofidi: 16.
- 1881 Siagonodon Peters, Sitz. Ges. Naturforsch. Freunde Berlin, 1881: 71. Type-species: Typhlops septemstriatus Schneider.
- 1885 Stenostomopsis Rochebrune (substitute name for Stenostoma Wagler), Faune de la Sénégambie, Rept.: 141.

Distribution: Southeastern Asia; Africa; southwestern United States; most of Central and South America.

Content: About 95 species, of which 31 are found within limits of this work.

Key to the species¹Clave de especies¹

- | | |
|--|---|
| 1. Supraoculars absent-----2 | 1. Sin supraoculares-----2 |
| Supraoculars present-----6 | Con supraoculares-----6 |
| 2. Rostral lacks sharp horizontal cutting edge anteriorly-----3 | 2. Rostral sin agudo filo cortante horizontal anterior-----3 |
| Rostral with sharp horizontal cutting edge anteriorly----- <u>borrichianus</u> | Rostral con agudo filo cortante horizontal anterior----- <u>borrichianus</u> |
| 3. Ten or twelve rows of scales around central part of tail-----4 | 3. Filas de escamas en diez o doce series alrededor de la parte media de la cola-----4 |
| Fourteen rows of scales around central part of tail----- <u>cupinensis</u> | Filas de escamas en 14 series alrededor de la parte media de la cola----- <u>cupinensis</u> |
| 4. Dorsum uniform, without lineate pattern-----5 | 4. Dorso sin diseño lineado conspicuo, de coloración uniforme-----5 |
| Dorsum with conspicuous lineate pattern, dark brown on light ground color----- <u>septemstriatus</u> | Dorso con diseño lineado conspicuo, en pardo oscuro sobre fondo claro----- <u>septemstriatus</u> |
| 5. Prefrontal present; nasals normally developed, not elongated past line connecting posterior border of eyes----- <u>brasiliensis</u> | 5. Prefrontal presente; nasales de normal desarrollo, que no se prolongan hacia atrás de una línea que pasara por el borde posterior de los ojos----- <u>brasiliensis</u> |
| Prefrontal absent; nasals elongated posteriorly, passing through line between posterior border of eyes----- <u>nasalis</u> | Prefrontal ausente; nasales prolongadas hacia atrás, que sobrepasan el nivel de una línea que pasara por el borde posterior de los ojos----- <u>nasalis</u> |
| 6. Supraoculars in contact with supralabials-----7 | 6. Supraoculares en contacto con supralabiales---7 |
| Supraoculars not in contact with supralabials-----10 | Supraoculares no en contacto con supralabiales-----10 |
| 7. Venter not uniform black; dorsal coloration reddish brown with longitudinal stripes of same width-----8 | 7. Vientre no negro uniforme; coloración dorsal en pardo rojizo con diseño en bandas longitudinales de semejante ancho-----8 |
| Venter uniform deep black; dorsal coloration of red and black, with longitudinal stripes of unequal width-----9 | Vientre negro intenso uniforme; coloración dorsal en rojo y negro con diseño de bandas longitudinales de ancho desigual-----9 |

¹ L. undecimstriatus is not included in this key.

¹ L. undecimstriatus no se incluye en esta clave.

LEPTOTYPHLOPS

8. More than 250 total dorsals; very small size; total length/diameter greater than 55-----tesseletatus
Fewer than 240 total dorsals; size medium to large; total length/diameter less than 49-----tenella
9. Four reddish stripes dorsally, two wide white bands laterally-----teaguei
Five red stripes dorsally, no lateral white bands-----rubrolineatus
10. Supraoculars large, larger than prefrontal and frontal-----11
Supraoculars small, smaller than prefrontal and frontal-----21
11. Twelve rows of scales around central part of tail-----12
Ten rows of scales around central part of tail-----14
12. Lacking dorsal striping; uniform coloration--13
Longitudinal striping present-----melanotermus
13. Dorsals more than 240; ventrals spotted along free edge-----weyrauchi
Dorsals fewer than 220; ventrals spotted at base-----albipuncta
14. Rostral normal, does not extend past line connecting eyes; with prefrontal-----15
Rostral elongated dorsally, extends beyond line connecting eyes; prefrontal absent----goudotii
15. First supralabial low, never reaches level of center of eye; always separated from supraocular by at least twice its width-----16
First supralabial high, reaches point as high as or higher than center of eye, approaches supraocular by distance equal to or less than its width-----rufidorsus
16. More than 290 total dorsals-----17
Fewer than 280 total dorsals-----18
17. Fewer than 350 total dorsals-----subcrotillus
More than 370 total dorsals-----melanurus
18. Lineate dorsal pattern-----19
Uniform dorsal pattern-----nicefori
19. Light and dark stripes of equal size, at least on the median dorsal area-----20
Dorsum with wide dark bands separated by very inconspicuous, much narrower light lines that may or may not be absent laterally; never with light lines as wide as dark-----albifrons
20. Dorsum with seven dark and eight light stripes, all equal in width, at least on posterior half of body-----30
Dorsum with three dark and four light stripes, equal in width; laterally with two wider dorsal stripes which may or may not be divided by narrow light stripe, at least in posterior half of body-----goudotii
8. Más de 250 dorsales totales; tamaño muy pequeño; relación longitud total diámetro mayor de 55-----tesseletatus
Menos de 240 dorsales totales; tamaño medio o mayor; relación longitud total diámetro menor de 49-----tenella
9. Cuatro bandas rojizas sobre el dorso, dos anchas bandas blancas laterales-----teaguei
Cinco bandas rojas sobre el dorso, sin bandas blancas laterales-----rubrolineatus
10. Supraoculares grandes, mayores que la prefrontal y frontal con que limitan-----11
Supraoculares pequeñas, menores que la prefrontal y frontal con que limitan-----21
11. Con doce escamas alrededor de la parte media de la cola-----12
Con diez escamas alrededor de la parte media de la cola-----14
12. Sin diseño longitudinal; coloración dorsal uniforme-----13
Diseño longitudinal presente-----melanotermus
13. Dorsales más de 240, escamas ventrales manchadas en el borde libre-----weyrauchi
Dorsales menos de 220, escamas ventrales manchadas en la base-----albipuncta
14. Rostral normal, que en su desarrollo dorsal no sobrepasa el nivel de una línea que pasara por detrás de los ojos; con prefrontal-----15
Rostral prolongada, que en su desarrollo dorsal sobrepasa el nivel de una línea que pasara por detrás de los ojos; sin prefrontal----goudotii
15. Primera supralabial baja, nunca llega a la mitad del ojo; siempre distante de la supraocular por lo menos dos veces su ancho-----16
Primera supralabial alta, que llega por lo menos hasta la mitad del ojo o sobrepasa ese nivel; próxima a la supraocular una distancia igual o menor a la de su ancho-----rufidorsus
16. Más de 290 dorsales totales-----17
Menos de 280 dorsales totales-----18
17. Menos de 350 dorsales totales-----subcrotillus
Más de 370 dorsales totales-----melanurus
18. Dorso con diseño lineado-----19
Dorso con pigmentación uniforme-----nicefori
19. Bandas oscuras y claras de igual ancho, por lo menos en el medio dorso-----20
Diseño dorsal de bandas oscuras muy anchas, limitadas por poco conspicuas líneas claras mucho más angostas, que pueden o no estar presentes lateralmente; nunca líneas claras de igual ancho a las oscuras-----albifrons
20. Diseño dorsal de siete bandas oscuras y ocho claras todas de semejante ancho, a lo menos en la mitad posterior del cuerpo-----30
Diseño dorsal de tres bandas oscuras y cuatro claras de semejante ancho; lateralmente dos bandas anchas oscuras divididas o no por angostas claras, a lo menos en la mitad posterior del cuerpo-----goudotii

21. With ten rows of scales around middle of tail-----22
 With twelve rows of scales around middle of tail-----joshuai
22. Rostral lacks sharp cutting edge anteriorly--23
 Rostral with sharp cutting edge projecting forward-----unguirostris
23. With two supralabials, four scales plus rostral form border of upper lip on each side-----24
 With three supralabials, five scales plus rostral form border of upper lip on each side--25
24. Labial border of first supralabial equal to or smaller than labial border of ocular-----dimidiatus
 Labial border of first supralabial much larger than labial border of ocular-----affinis
25. Venter uniformly pigmented, without reticulate pattern-----26
 Ventral scales densely pigmented centrally, lightly pigmented peripherally, making conspicuous reticulate pattern-----macrolepis
26. No longitudinal stripes-----27
 With longitudinal stripes, seven dark and eight light lines length of body-----dugandi
27. Dorsum uniform, violet-black or dark brown---28
 Dorsum uniform, light brown-----29
28. Dorsum violet-black; total dorsals more than 170-----anthracinus
 Dorsum reddish-brown; total dorsals fewer than 170-----brevissimus
29. Fewer than 200 total dorsals; interoccipital neither enlarged nor surrounded by smaller scales-----koppesi
 More than 200 total dorsals; interoccipital enlarged and surrounded by small scales-----salgueiroi
30. More than 230 total dorsals; conspicuous black ring around posterior half of tail---australis
 Fewer than 230 total dorsals; no black rings on tail-----munoi
21. Con diez filas de escamas alrededor de la parte media de la cola-----22
 Con doce filas de escamas alrededor de la parte media de la cola-----joshuai
22. Rostral sin borde cortante anterior proyectado hacia adelante-----23
 Rostral con borde cortante anterior proyectado hacia adelante-----unguirostris
23. Con dos supralabiales, cuatro escamas más la rostral formando el borde labial superior---24
 Con tres supralabiales, cinco escamas más la rostral formando el borde labial superior---25
24. Borde labial de primera supralabial subigual o menor que el de ocular-----dimidiatus
 Borde labial de primera supralabial mucho mayor que el de ocular-----affinis
25. Vientre pigmentado uniformemente, sin diseño reticulado-----26
 Vientre con escamas pigmentadas densamente en sus centros y claras en la periferia, ofreciendo un conspicuo diseño reticulado-----macrolepis
26. Sin diseño dorsal longitudinal-----27
 Con diseño dorsal longitudinal; siete líneas oscuras y ocho claras a lo largo del dorso---dugandi
27. Dorso coloreado en negro violáceo o pardo oscuro uniforme-----28
 Dorso coloreado en pardo claro uniforme-----29
28. Dorso negro violáceo; dorsales totales más de 170-----anthracinus
 Dorso pardo rojizo; dorsales totales menos de 170-----brevissimus
29. Menos de 200 dorsales totales; interoccipital no agrandada ni rodeada de pequeñas escamas---koppesi
 Más de 200 dorsales totales; interoccipital agrandada rodeada de pequeñas escamas-----salgueiroi
30. Más de 230 dorsales totales; anillo negro conspicuo en la mitad terminal de la cola-----australis
 Menos de 230 dorsales totales; sin anillo negro en la mitad terminal caudal-----munoi

LEPTOTYPHLOPS AFFINIS (Boulenger)dulcis group

- 1884 Stenostoma affine Boulenger, Ann. Mag. Nat. Hist., (5) 13: 396. Type-locality: Táchira, Venezuela.
 1929 Leptotyphlops affinis—Amaral, Mem. Inst. Butantan, 4: 138.

Distribution: Known only from type locality.

LEPTOTYPHLOPS ALBIFRONS (Wagler)albifrons group

- 1824 Stenostoma albifrons Wagler, in Spix, Sp. Nov. Serp. Bras.: 68, pl. 25, fig. 3. Type-locality: Vicinity of Belem, Pará, Brazil.
 1929 Leptotyphlops albifrons—Amaral, Mem. Inst. Butantan, 4: 76.

Distribution: Known only from type locality and Rio Grande do Norte, Brazil.

LEPTOTYPHLOPS

LEPTOTYPHLOPS ALBIPUNCTA (Jan)melanotermus group

- 1861 Stenostoma albifrons var. albipuncta Jan, Icon. Gén. Ophid., Livr. 2: pl. 5, fig. 1*. Type-locality: Tucumán, Argentina.

Distribution: Known only from type specimen.

Comment: Earlier authors have regarded this as synonymous with Leptotyphlops albifrons but reasons for its recognition here will be published elsewhere.

LEPTOTYPHLOPS ANTHRACINUS Baileydulcis group

- 1946 Leptotyphlops anthracinus Bailey, Occ. Pap. Mus. Zool. Univ. Mich., 492: 1. Type-locality: Baños, Provincia Pastaza, Ecuador.
1967 Leptotyphlops anthracinus—Orejas-Miranda, Atas Simp. Biota Amaz., 5: 432.

Distribution: Baños and Abituagua in eastern lowlands of Ecuador, and one record from Balzapamba, in western Ecuadorian lowlands.

LEPTOTYPHLOPS AUSTRALIS Freiberg and Orejas-Mirandaalbifrons group

- 1968 Leptotyphlops australis Freiberg and Orejas-Miranda, Physis, Soc. Arg. Cien. Nat., 28: 145, figs. 1-2. Type-locality: Valcheta, Río Negro, Argentina.

Distribution: Río Negro to Córdoba, Argentina.

LEPTOTYPHLOPS BORRICHIANUS (Degerbøl)septemstriatus group

- 1923 Glauconia borrichiana Degerbøl, Vidensk. Medd. Naturhist. Foren. Kjöbenhavn, 76: 113. Type-locality: Santa Rosa, Mendoza, Argentina.
1929 Leptotyphlops borrichiana—Amaral, Mem. Inst. Butantan, 4: 139.
1951 Leptotyphlops borrichiana—Freiberg, Physis, Rev. Assoc. Arg. Cien. Nat., 20: 259, figs. 1-2.

Distribution: Mendoza to Río Negro, western Argentina.

LEPTOTYPHLOPS BRASILIENSIS Laurentseptemstriatus group

- 1949 Leptotyphlops brasiliensis Laurent, Bull. Inst. Roy. Sci. Nat. Belgique, 25 (9): 4, figs. 7-9. Type-locality: Brazil.

Distribution: Known from type specimen and another from Barrieras, Bahia, Brazil.

LEPTOTYPHLOPS BREVISSIMUS Shrevedulcis group

- 1964 Leptotyphlops brevissima Shreve, Breviora, Mus. Comp. Zool., 211: 1. Type-locality: Florencia, Caquetá, Colombia.
1967 Leptotyphlops brevissima—Orejas-Miranda, Atas Simp. Biota Amaz., 5: 433.

Distribution: Known only from type locality.

LEPTOTYPHLOPS CUPINENSIS Bailey and Carvalhoseptemstriatus group

- 1946 Leptotyphlops cupinensis Bailey and Carvalho, Bol. Mus. Nac. Brazil, Nova Ser., Zool., 52: 1, figs. 1-3. Type-locality: Rio Tapirapé (tributary of Rio Araguaia), Mato Grosso, Brazil.
1966 Leptotyphlops cupinensis—Orejas-Miranda, Com. Zool. Mus. Hist. Nat. Montevideo, 9 (10B): 1.

Distribution: Known from type locality and Serra do Navio, Amapá, Brazil.

LEPTOTYPHLOPS DIMIDIATUS (Jan)dulcis group

- 1861 Stenostoma dimidiatum Jan, Arch. Zool. Anat. Fis., 1: 188. Type-locality: Brazil; herewith restricted to São Marcos, near confluence of Rios Uriracuera and Tacutu, both tributaries of Rio Branco, Territorio de Roraima, Brazil.
- 1929 Leptotyphlops dimidiata—Amaral, Mem. Inst. Butantan, 4: 76.
- 1967 Leptotyphlops dimidiatus—Orejas-Miranda, Atas Simp. Biota Amaz., 5: 433.

Distribution: Guianas, northern Brazil and southeastern Venezuela.

LEPTOTYPHLOPS DUGANDI Dunndulcis group

- 1944 Leptotyphlops dugandi Dunn, Caldasia, 3 (11): 52. Type-locality: Juanamina, 20 m, about 11 km SW of Barranquilla, Departamento Atlántico, Colombia.

Distribution: Known only from type locality.

LEPTOTYPHLOPS GOUDOTII (Duméril and Bibron)albifrons group

- 1844 Stenostoma Goudotii Duméril and Bibron, Exp. Gén., 6: 330. Type-locality: Valley of Río Magdalena, Colombia.
- 1857 Stenostoma fallax Peters, Monats. Akad. Wiss. Berlin, 1857: 402. Type-locality: La Guaira, Venezuela.
- 1929 Leptotyphlops goudotii—Amaral, Mem. Inst. Butantan, 4: 139.

Distribution: Colima on Pacific coast and Tehuantepec on Atlantic coast of Mexico throughout Central America; Caribbean Colombia and Venezuela; many offshore islands.

Content: Five subspecies, one of which (bakewelli Oliver) is extralimital.

Key to the subspecies

Clave de subespecies

- | | |
|--|---|
| <p>1. Rostral normal, does not extend dorsally beyond line connecting eyes; prefrontal present-----2
Rostral elongated dorsally, extending beyond line drawn between eyes; prefrontal absent-----<u>ater</u></p> <p>2. Light caudal spot about equal in size dorsally and ventrally-----3
Light caudal spot at least twice as large ventrally than dorsally-----<u>phenops</u></p> <p>3. With strongly contrasting pattern; dorsal spot on head usually very conspicuous and large; total length/diameter 43-58; total dorsal scales 233-253-----<u>magnamaculatus</u>
Weakly contrasting dorsal pattern; dorsal spot on head, if present, usually inconspicuous and small; total length/diameter 56-66; total dorsals 217-248 (less than 230 in Panama)-----<u>goudotii</u></p> | <p>1. Rostral normal, que en su desarrollo dorsal no sobrepasa el nivel de una línea que pasara por detrás de los ojos; prefrontal presente-----2
Rostral prolongada, que en su desarrollo dorsal sobrepasa el nivel de una línea que pasara por detrás de los ojos; sin prefrontal-----<u>ater</u></p> <p>2. Mancha clara caudal de semejante superficie dorso y ventralmente-----3
Mancha clara caudal por lo menos dos veces mayor ventral que dorsalmente-----<u>phenops</u></p> <p>3. Diseño de vívido contraste, mancha dorso cefálica generalmente muy conspicua y grande; relación longitud total diámetro 43-58; dorsales totales 233-253-----<u>magnamaculatus</u>
Diseño de poco contraste; mancha dorso cefálica, si existe, generalmente poco conspicua y pequeña; relación longitud total diámetro 56-66; dorsales totales 217-248 (menos de 230 en Panamá)-----<u>goudotii</u></p> |
|--|---|

Leptotyphlops goudotii goudotii (Duméril and Bibron), new combination

- 1952 Leptotyphlops albifrons margaritae Roze, Mem. Soc. Cien. Nat. La Salle, Venezuela, 12: 154, figs. 6-7. Type-locality: San Francisco de Macanao, Isla Margarita, Venezuela.

Distribution: Panama and Colombia to Caribbean coast of Venezuela; Trinidad, Bonaire and Margarita Islands.

LEPTOTYPHLOPS

Leptotyphlops goudotii ater Taylor, new combination

1940 Leptotyphlops ater Taylor, Univ. Kansas Sci. Bull., 26: 536, text-fig. 4. Type-locality: Managua, Nicaragua.

1955 Leptotyphlops ater—Taylor, Univ. Kansas Sci. Bull., 37: 562.

Distribution: Nicaragua and Costa Rica; possibly Honduras and southern El Salvador.

Leptotyphlops goudotii magnamaculatus Taylor, new combination

1940 Leptotyphlops magnamaculata Taylor, Univ. Kansas Sci. Bull., 26: 532, text-fig. 1. Type-locality: Isla Utila, Islas de la Bahía, Honduras.

Distribution: Bay islands of Honduras; San Andrés and Providence Islands.

Leptotyphlops goudotii phenops (Cope), new combination

1876 Stenostoma phenops Cope, Jour. Acad. Nat. Sci. Phila., (2) 8 (1875): 128. Type-locality: Tehuantepec, Mexico and Cobán, Guatemala.

1939 Leptotyphlops phenops—Smith, Zool. Ser. Field Mus. Nat. Hist., 24: 28.

Distribution: Tehuantepec and Yucatán, Mexico to Guatemala, Honduras, Nicaragua, and El Salvador; Suma Islands.

LEPTOTYPHLOPS JOSHUAI Dunndulcis group

1944 Leptotyphlops joshuai Dunn, Caldasia, 3 (11): 53, figs. 9-10. Type-locality: Jericó, Antioquia, Colombia, 1967 m.

Distribution: Central and western Andes, in Provincias Antioquia and Caldas, Colombia.

LEPTOTYPHLOPS KOPPESI Amaraldulcis group

1955 Leptotyphlops koppesi Amaral, Mem. Inst. Butantan, 26 (1954): 203, figs. 4-6. Type-locality: Terenos, Mato Grosso, Brazil.

Distribution: Known only from type locality.

LEPTOTYPHLOPS MACROLEPIS (Peters)dulcis group

1857 Stenostoma macrolepis Peters, Monats. Akad. Wiss. Berlin, 1857: 402. Type-locality: Caracas and Puerto Cabello, Venezuela; restricted to Puerto Cabello, Venezuela, by Orejas-Miranda, Atas Simp. Biota Amaz., 5, 1967, 430.

1922 Leptotyphlops macrolepis—Ruthven, Misc. Publ. Mus. Zool. Univ. Mich., 8: 64.

1933 Leptotyphlops ihlei Brongersma, Zool. Meded., 15: 175, figs. 1-2. Type-locality: Toegoemoetoe, Surinam.

1967 Leptotyphlops macrolepis—Orejas-Miranda, Atas Simp. Biota Amaz., 5: 430.

Distribution: Panama to Colombia, Venezuela, Guianas and northern Brazil.

LEPTOTYPHLOPS MELANOTERMUS (Cope)melanotermus group

- 1862 Stenostoma melanoterma Cope, Proc. Acad. Nat. Sci. Phila., 1862: 350. Type-locality: Corrientes, Argentina.
- 1876 Stenostoma flavifrons Weyenbergh, in Napp, Die Argentinische Republik, Buenos Aires: 164. Type-locality: Argentina.
- 1893 Stenostoma melanostoma—Günther (in error for melanoterma Cope), Biol. Cent. Amer., Rept.: 85.
- 1893 Stenostoma melanosterna—Boulenger (in error for melanoterma Cope), Cat. Sn. Brit. Mus., 1: 63.
- 1945 Leptotyphlops striatula Smith and Lafe, Proc. Biol. Soc. Washington, 58: 29, figs. A and B, and pl. 5, figs. A and B. Type-locality: "Yamachi" = Yanacachi, Sur de Yungas, Bolivia.
- 1964 L. [leptotyphlops] melanotermus—Orejas-Miranda, Com. Zool. Mus. Hist. Nat. Montevideo, B (103): 4.

Distribution: Extreme southern Peru, through Bolivia and northern Argentina to Santa Fé; possibly western and southern Paraguay and southwestern Brazil.

LEPTOTYPHLOPS MELANURUS Schmidt and Walkeralbifrons group

- 1943 Leptotyphlops melanurus Schmidt and Walker, Zool. Ser. Field Mus. Nat. Hist., 24: 303. Type-locality: Chiclín, Libertad, Peru.

Distribution: Known only from type-locality.

LEPTOTYPHLOPS MUNDAL Orejas-Mirandaalbifrons group

- 1961 Leptotyphlops muñoai Orejas-Miranda, Act. Biol. Venezuelica, 3: 85, figs. 1a-c. Type-locality: Pozo Hondo, Tambores, Departamento de Tacuarembó, Uruguay.

Distribution: Northern Argentina, Uruguay and Rio Grande do Sul, Brazil.

LEPTOTYPHLOPS NASALIS Taylorseptemstriatus group

- 1940 Leptotyphlops nasalis Taylor, Univ. Kansas Sci. Bull., 26: 535, text-fig. 3. Type-locality: Managua, Nicaragua.

Distribution: Known only from type locality.

Comment: Dunn and Saxe, Proc. Acad. Nat. Sci. Phila., 102, 1950, 161, considered this a synonym of Leptotyphlops ater, but this is rejected here.

LEPTOTYPHLOPS NICEFORI Dunnalbifrons group

- 1946 Leptotyphlops nicefori Dunn, Caldasia, 4 (17): 121. Type-locality: Mogotes, Santander, Colombia, 1746 m.

Distribution: Known only from type locality.

LEPTOTYPHLOPS RUBROLINEATUS (Werner)tesselatus group

- 1901 Glauconia albifrons rubrolineata Werner, Abh. Ber. Zool. Anthro.-Ethno. Mus. Oresden, 9 (2): 6. Type-locality: Lima, Peru.

Distribution: Known only from type locality.

Comment: This species has been considered a synonym of Leptotyphlops albifrons by previous authors, but is restored here, reasons to be amplified elsewhere.

LEPTOTYPHLOPS

LEPTOTYPHLOPS RUFIDORSUS Taylor
albifrons group

- 1940 Leptotyphlops rufidorsum Taylor, Univ. Kansas Sci. Bull., 26: 533, text-fig. 2. Type-locality: Lima, Peru.
1943 Leptotyphlops rufidorsus—Schmidt and Walker, Zool. Ser. Field Mus. Nat. Hist., 24: 302.

Distribution: Known only from type locality and Chiclín, Libertad, Peru.

LEPTOTYPHLOPS SALGUEIROI Amaral
dulcis group

- 1955 Leptotyphlops salgueiroi Amaral, Mem. Inst. Butantan, 26 (1954): 203, figs. 1-3. Type-locality: Itá, Espírito Santo, Brazil

Distribution: Known only from type locality.

LEPTOTYPHLOPS SEPTEMSTRIATUS (Schneider)
septemstriatus group

- 1801 [Typhlops] Septemstriatus Schneider, Hist. Amphib., 2: 341. Type-locality: Unknown.
1925 Leptotyphlops septemstriatus—Mertens, Senckenbergiana, 7: 78.
?1934 Leptotyphlops tatacuá, Briceño-Rossi, Bol. Min. Salub. Agri. Gría, Venezuela, 1: 1133. Type-locality: Río de Oro, Distrito Golón, Estado Zulia, Venezuela.
1967 Leptotyphlops septemstriatus—Orejas-Miranda, Atas Simp. Biota Amaz., 5: 426.

Distribution: Northern Brazil, Guiana and southeastern Venezuela.

LEPTOTYPHLOPS SUBCROTILLUS Klauber
albifrons group

- 1939 Leptotyphlops subcrotilla Klauber, Trans. San Diego Soc. Nat. Hist., 9: 61, figs. 2a-b. Type-locality: Grau Tombes, northern Peru; in error, according to Schmidt and Walker, Zool. Ser. Field Mus. Nat. Hist., 24, 1943, 303, who correct it to Grau, Tumbes, Peru.
1943 Leptotyphlops subcrotillus—Schmidt and Walker, Zool. Ser. Field Mus. Nat. Hist., 24: 303.

Distribution: Chiclín, Libertad, Peru to Pacific lowlands of southwestern Ecuador.

LEPTOTYPHLOPS TEAGUEI Orejas-Miranda
tesselatus group

- 1964 Leptotyphlops teaguei Orejas-Miranda, Com. Zool. Mus. Hist. Nat. Montevideo, 8 (103): 4, pls. 2-3. Type-locality: Río Chotano, between Chota and Cutervo, northern Peru, 2350 m.

Distribution: Known only from type locality.

LEPTOTYPHLOPS TENELLA Klauber
tesselatus group

- 1939 Leptotyphlops tenella Klauber, Trans. San Diego Soc. Nat. Hist., 9: 59, figs. 1a-1b. Type-locality: Kartabo, Guyana.
1967 Leptotyphlops tenella—Orejas-Miranda, Atas Simp. Biota Amaz., 5: 435.

Distribution: Guianas, Trinidad, southeastern Venezuela, Amazonian Brazil; possibly Ecuador and Peru.

LEPTOTYPHLOPS TESSELATUS (Tschudi)
tesselatus group

- 1845 Typhlops (Stenostoma) tesselatum Tschudi, Arch. für Naturg., 11: 162. Type-locality: Peru; more precisely stated as Lima, Peru, by Tschudi, Fauna Peruana, Herp., 1846, 46.
1943 Leptotyphlops tessellatus—Schmidt and Walker, Zool. Ser. Field Mus. Nat. Hist., 24: 304.

Distribution: Known only from vicinity of Lima, Peru.

LEPTOTYPHLOPS UNDECIMSTRIATUS (Schlegel)
melanotermus group

1839 Ityphlops undecimstriatus Schlegel, *Abbildungen Amphibien*, text: 36. Type-locality: Santa Cruz, Bolivia (= Santa Cruz de la Sierra).

Distribution: Known only from type locality.

LEPTOTYPHLOPS UNGUIROSTRIS (Boulenger)
dulcis group

1902 Glauconia unguirostris Boulenger, *Ann. Mag. Nat. Hist.*, (7) 9: 338. Type-locality: Cruz del Eje, Córdoba, Argentina.

1921 Leptotyphlops unguirostris—Serié, *An. Soc. Cien. Argentina*, 92: 148.

Distribution: San Juan to Santiago del Estero, Argentina; southern Paraguay.

LEPTOTYPHLOPS WEYRAUCHI Orejas-Miranda
melanotermus group

1964 Leptotyphlops weyrauchi Orejas-Miranda, *Com. Zool. Mus. Hist. Nat. Montevideo*, B (103): 1, pl. 1. Type-locality: Ciudad de Tucumán, Provincia de Tucumán, Argentina.

Distribution: Provincias Tucumán, Santiago del Estero, Chaco, and Córdoba, Argentina.

LEPTOTYPHLOPS AMAZONICUS Orejas-Miranda¹
albifrons group

1969 Leptotyphlops amazonicus Orejas-Miranda, *Comun. Zool. Mus. Hist. Nat. Montevideo*, 10 (124): 1, fig. 1. Type-locality: Esmeralda, Territorio Federal Amazonas, Venezuela.

Distribution: Estado Bolívar to Territorio Federal Amazonas, Venezuela; possibly in Amazonian lowlands of Ecuador.

LEPTOTYPHLOPS DIAPLOCIUS Orejas-Miranda¹
albifrons group

1969 Leptotyphlops diaplocius Orejas-Miranda, *Comun. Zool. Mus. Hist. Nat. Montevideo*, 10 (124): 5, fig. 2. Type-locality: Requena, Montecarmelo, Peru.

Distribution: Lower parts of valleys of Ríos Ucayali and Huallaga, northeastern Peru.

LEPTOTYPHLOPS PERUVIANUS Orejas-Miranda¹
albifrons group

1969 Leptotyphlops peruvianus Orejas-Miranda, *Comun. Zool. Mus. Hist. Nat. Montevideo*, 10(124): 9, pl. 2, fig. 1. Type-locality: Chanchamayo, Departamento Junín, Peru.

Distribution: Known only from type locality.

¹The descriptions of these new species were received too late to permit including them in the key, putting them in proper alphabetical order, or inserting them in the index.

LIOHETEROPHIS Amaral

1935 Lioheterophis Amaral, Mem. Inst. Butantan, 8 (1934): 187. Type-species: Lioheterophis iheringi Amaral.

Distribution: As for only known species.

Content: One species.

LIOHETEROPHIS IHERINGI Amaral

1935 Lioheterophis iheringi Amaral, Mem. Inst. Butantan, 8 (1934): 187. Type-locality: Campina Grande, Estado da Parahyba, Brazil.

Distribution: Still known only from type specimen.



LIOPHIS Wagler

- 1830 Liophis Wagler, Nat. Syst. Amphib.: 187. Type-species: Coluber cobella Linnaeus.
 1843 Opheomorphus Fitzinger, Systema Reptilium: 25. Type-species: Coluber miliaris Linnaeus.
 1862 Ophiomorphus Cope (emendation of Opheomorphus Fitzinger), Proc. Acad. Nat. Sci. Phila., 1862: 75.
 1895 Taeniophallus Cope, Trans. Amer. Phil. Soc., 18: 201. Type-species: Taeniophallus nicagus Cope.

Distribution: South America.

Content: Twenty-five species.

Key to the species

Clave de especies

- | | |
|---|--|
| 1. With 15 scale rows at midbody-----2
More than 15 scale rows at midbody-----3 | 1. Con 15 filas de escamas al medio del cuerpo---2
Más de 15 filas al medio del cuerpo-----3 |
| 2. Fewer than 150 ventrals-----22
More than 152 ventrals----- <u>occipitalis</u> | 2. Menos de 150 ventrales-----22
Más de 152 ventrales----- <u>occipitalis</u> |
| 3. With 19 scale rows at midbody-----4
With 17 scale rows at midbody-----7 | 3. Con 19 filas de escamas al medio del cuerpo---4
Con 17 filas de escamas al medio del cuerpo---7 |
| 4. Single preocular-----5
Two preoculars----- <u>festae</u> | 4. Una preocular-----5
Dos preoculares----- <u>festae</u> |
| 5. Fewer than 168 ventrals-----6
Ventrals more than 170----- <u>obtusus</u> | 5. Menos de 168 ventrales-----6
Más de 170 ventrales----- <u>obtusus</u> |
| 6. Dorsum uniform green (occasionally reddish
dorsal stripe)----- <u>jaegeri</u>
Dorsal pattern profusely spotted and streaked--
----- <u>anomalus</u> | 6. Dorso verde uniforme (ocasionalmente una banda
dorsal rojiza)----- <u>jaegeri</u>
Dorso profusamente diseñado, con manchas y
líneas----- <u>anomalus</u> |
| 7. Loreal absent-----8
Loreal present-----9 | 7. Loreal ausente-----8
Loreal presente-----9 |
| 8. Anal single----- <u>frenata</u>
Anal divided----- <u>amarali</u> | 8. Anal entera----- <u>frenata</u>
Anal dividida----- <u>amarali</u> |
| 9. Preocular single-----10
Two preoculars----- <u>subocularis</u> | 9. Una preocular-----10
Dos preoculares----- <u>subocularis</u> |
| 10. Eight supralabials-----11
Six or seven supralabials-----20 | 10. Ocho supralabiales-----11
Seis o siete supralabiales-----20 |
| 11. Caudals fewer than 100; ventrals more than 130-
-----12
Caudals more than 100; ventrals fewer than 130-
----- <u>albiceps</u> | 11. Menos de 100 caudales; más de 130 ventrales--12
Más de 100 caudales; menos de 130 ventrales---
----- <u>albiceps</u> |
| 12. Two supralabials entering orbit-----13
Three supralabials entering orbit----- <u>undulatus</u> | 12. Dos supralabiales entran en la órbita-----13
Tres supralabiales entran en la órbita-----
----- <u>undulatus</u> |
| 13. Ventrals more than 189-----14
Ventrals fewer than 189-----15 | 13. Más de 189 ventrales-----14
Menos de 189 ventrales-----15 |
| 14. Dorsal pattern with three longitudinal stripes-
----- <u>joberti</u>
Dorsal pattern with cross bands anteriorly,
posteriorly uniformly black----- <u>brazili</u> | 14. Diseño dorsal con tres líneas longitudinales---
----- <u>joberti</u>
Diseño dorsal con bandas transversas; poster-
iormente uniformemente negra----- <u>brazili</u> |
| 15. Dorsal pattern other than salt and pepper (dark
scales with lighter base)-----16
Salt and pepper dorsal pattern (dark scales
with lighter base)----- <u>miliaris</u> | 15. Diseño dorsal no en sal y pimienta (escamas
oscuras con la base clara)-----16
Diseño dorsal uniforme en sal y pimienta
(escamas oscuras con la base clara)--- <u>miliaris</u> |
| 16. Lacking laterocaudal black stripe-----17
With laterocaudal black stripe----- <u>purpurans</u> | 16. Sin cinta laterocaudal negra-----17
Con cinta laterocaudal negra----- <u>purpurans</u> |

LIOPHIS

- | | |
|--|---|
| 17. Ventrals more than 170-----18
Ventrals fewer than 170-----19 | 17. Ventrals más de 170-----18
Ventrals menos de 170-----19 |
| 18. Dorsal pattern reticulate (occasionally uni-
form black)----- <u>ingeri</u>
Uniform olive grayish or with dark and light
crossbands----- <u>trebbau</u> | 18. Diseño dorsal reticulado (a veces uniforme-
mente negro)----- <u>ingeri</u>
Coloración gris-oliva uniforme o con bandas
transversales claro-oscuros----- <u>trebbau</u> |
| 19. Uniform green, with or without brick-red
vertebral stripe----- <u>jaegeri</u>
Other than uniform green, with or without
brick-red vertebral stripe----- <u>cobella</u> | 19. Coloración verde uniforme con o sin una banda
vertebral rojo ladrillo----- <u>jaegeri</u>
Coloración no verde uniforme con o sin una
banda vertebral rojo ladrillo----- <u>cobella</u> |
| 20. Preocular not higher than eye-----21
Preocular higher than eye----- <u>canaima</u> | 20. Preocular no mas alta que el ojo-----21
Preocular más alta que el ojo----- <u>canaima</u> |
| 21. Dorsal pattern other than three longitudinal
stripes-----23
Dorsal pattern of three longitudinal stripes---
----- <u>poecilopogon</u> | 21. Diseño dorsal sin tres líneas longitudinales-23
Diseño dorsal con tres líneas longitudinales---
----- <u>poecilopogon</u> |
| 22. Reddish brown above, with blackish cross bands-
----- <u>melanauchen</u>
Gray above, anterior part of body with broad
dark vertebral band and narrower lateral band-
----- <u>steinbachi</u> | 22. Dorso pardo rojizo con bandas transversales
negruzcas----- <u>melanauchen</u>
Dorso gris, parte anterior del cuerpo con
banda vertebral oscura y bandas laterales
más angostas----- <u>steinbachi</u> |
| 23. Ventrals fewer than 170-----24
Ventrals more than 170----- <u>longiventris</u> | 23. Ventrals menos de 170-----24
Ventrals más de 170----- <u>longiventris</u> |
| 24. With crossbands-----25
Lacking crossbands----- <u>insignissimus</u> | 24. Con bandas transversas-----25
Sin bandas transversas----- <u>insignissimus</u> |
| 25. More than 150 ventrals----- <u>breviceps</u>
Fewer than 150 ventrals----- <u>leucoqaster</u> | 25. Más de 150 ventrals----- <u>breviceps</u>
Menos de 150 ventrals----- <u>leucoqaster</u> |

LIOPHIS ALBICEPS (Amaral)

1924 Rhadinaea albiceps Amaral, Jour. Washington Acad. Sci., 14: 200. Type-locality: "Probably from Ecuador".

1929-Liophis albiceps—Amaral, Mem. Inst. Butantan, 4: 170.

Distribution: Known only from type specimen.

LIOPHIS AMARALI Wettstein

1930 Liophis amarali Wettstein, Zool. Anz., 88: 93. Type-locality: Bello Horizonte, Minas Gerais, Brazil.

Distribution: Bahia, Minas Gerais, Paraná and Santa Catarina, Brazil.

LIOPHIS ANOMALUS (Günther)

1858 Coronella anomala Günther, Cat. Sn. Brit. Mus.: 37. Type-locality: "Banks of the Parana" (=Río Paraná?, country unknown).

1862 Lygophis rutilus Cope, Proc. Acad. Nat. Sci. Phila., 1862: 80. Type-locality: Río Tigre and Río Paraná, Paraguay.

1863 Coronella pulchella Jan, Arch. Zool. Anat. Fis., 2: 251. Type-locality: Buenos Aires, Argentina.

1895 Rhadinaea elegantissima Koslowsky, Rev. Mus. La Plata, 7: 155, pl. 1. Type-locality: Sierra de la Ventana, Provincia de Buenos Aires, Argentina.

1925 Liophis anomala—Amaral, Proc. U. S. Nat. Mus., 67 (24): 7.

Distribution: Southern Brazil, Northern Argentina, Uruguay and Paraguay.

Comment: Cranwell, Rev. Argentina Zoogeog., 2, 1942, 143, suggested that elegantissima Koslowsky is recognizable, but did not revalidate it. Specimens in the Instituto Malbran, Buenos Aires, Argentina, support this suggestion.

LIOPHIS BRAZILI (Amaral)

- 1923 Rhadinaea brazili Amaral, Proc. New England Zool. Club, 7: 87. Type-locality: Julio Pontes, São Paulo, Brazil.
 1926 Liophis brazili—Amaral, Arch. Mus. Nacional Brazil, 26: 9, pl. 1, figs. 4-6.

Distribution: Mato Grosso and São Paulo, Brazil.

LIOPHIS BREVICEPS Cope

- 1861 Liophis breviceps Cope, Proc. Acad. Nat. Sci. Phila., 1860: 252. Type-locality: Surinam.

Distribution: Surinam, northwestern Brazil and Ecuador.

LIOPHIS CANAIMA Roze

- 1957 Liophis canaima Roze, Bol. Mus. Cien. Nat. Venezuela, 1 (1955): 188, fig. Type-locality: Ugueto, Territorio Federal Amazonas, Venezuela.

Distribution: Known only from type-locality.

LIOPHIS COBELLA (Linnaeus)

- 1758 Coluber cobella Linnaeus, Systema Naturae, Ed. 10: 218. Type-locality: America.
 1803 Coluber serpentinus Daudin, Hist. Nat. Rept., 7: 87. Type-locality: none given.
 1803 Coluber cenchrus Daudin, Hist. Nat. Rept., 7: 139. Type-locality: Asia.
 1863 Liophis taeniogaster Jan, Arch. Zool. Anat. Fis., 2: 292. Type-locality: Brazil and South America.
 1866 Liophis cobella var. flaviventris Jan, Icon. Gén. Ophid., livr. 16: pl. 5, fig. 2. Type-locality: South America.
 1894 Rhadinaea cobella—Boulenger, Cat. Sn. Brit. Mus., 2: 166.
 1925 Liophis cobella—Amaral, Proc. U. S. Nat. Mus., 67 (24): 7.

Distribution: Northern South America east of Andes.

LIOPHIS FESTAE (Peracca)

- 1897 Rhadinaea festae Peracca, Bol. Mus. Zool. Anat. Comp. Torino, 12 (300): 16. Type-locality: Valley of Río Santiago, Ecuador.
 1929 Liophis festae—Amaral, Mem. Inst. Butantan, 4: 171.

Distribution: Known only from type locality.

LIOPHIS FRENATA (Werner)

- 1909 Rhadinaea frenata Werner, Mitt. Naturhist. Mus. Hamburg, 26: 224. Type-locality: Paraguay.

Distribution: Paraguay.

Comment: Amaral, Mem. Inst. Butantan, 4, 1929, 23, suggested that this taxon is probably identical with Liophis brazili Amaral, 1925, but he has continued to use the latter name. He did not use frenata for the taxon in his list of Neotropical Ophidia (l.c., 171), although he put it in the genus Liophis and also in the synonymy of brazili, with a question mark.

LIOPHIS INGERI Roze

- 1958 Liophis ingeri Roze, Acta Biol. Venezuéllica, 2 (25): 303. Type-locality: Chimantá Tepui, Estado Bolívar, Venezuela, 1900 m.

Distribution: Known only from type locality.

LIOPHIS

LIOPHIS JAEGERI (Günther)

- 1858 Coronella jaegeri Günther, Cat. Sn. Brit. Mus.: 37. Type-locality: Brazil.
 1863 Liophis (Ophiomorphus) dorsalis Peters, Monats. Akad. Wiss. Berlin, 1863: 283. Type-locality: Brazil.
 1899 Rhadinaea dichroa Werner, Zool. Anz., 22: 115. Type-locality: Argentina.
 1900 Rhadinaea lineata Jensen, Vidensk. Medd. Naturhist. Foren. Kjöbenhavn, 1900: 105, fig. 1. Type-locality: Lagoa Santa, Minas Gerais, Brazil.
 1929 Liophis jaegeri—Amaral, Mem. Inst. Butantan, 4: 172.

Distribution: Brazil, Uruguay, Paraguay and Argentina.

LIOPHIS JOBERTI (Sauvage)

- 1884 Enicognathus joberti Sauvage, Bull. Soc. Philom. Paris, (7) 8: 146. Type-locality: Marajó Island, Pará, Brazil.
 1885 Liophis (Lygophis) genimaculata Boettger, Zeitsch. für Naturwiss., 58: 229. Type-locality: Paraguay.
 1958 Liophis joberti—Hoge, Pap. Avul. Depto. Zool., São Paulo, 13: 223.

Distribution: Central and coastal Brazil from Pará to Rio de Janeiro and from Mato Grosso to Ceará; Bolivia and Paraguay.

LIOPHIS LEUCOGASTER Jan

- 1863 Liophis leucogaster Jan, Arch. Zool. Anat. Fis., 2: 289. Type-locality: Unknown.

Distribution: Known only from type specimen.

LIOPHIS LONGIVENTRIS Amaral

- 1925 Liophis longiventris Amaral, Comissão de Linhas Telegráficas Estratégicas de Mato Grosso ao Amazonas, publ. 84, Anex. 5: 16, pl. 1-3. Type-locality: None given.

Distribution: Mato Grosso, Brazil.

LIOPHIS MELANAUCHEN (Jan)

- 1863 Enicognathus melanauchen Jan, Arch. Zool. Anat. Fis., 2: 267. Type-locality: Bahia, Brazil.
 1894 Rhadinaea melanauchen—Boulenger, Cat. Sn. Brit. Mus., 2: 175.
 1929 Liophis melanauchen—Amaral, Mem. Inst. Butantan, 4: 173.

Distribution: Bahia, Brazil.

LIOPHIS MILIARIS (Linnaeus)

- 1758 Coluber miliaris Linnaeus, Systema Naturae, Ed. 10: 220. Type-locality: "Indiis"; restricted to Santos, São Paulo, Brazil, by Gans, Amer. Mus. Novitates, 2178, 1964, 39.
 1821 Coluber merremii Wied, Reise nach Brasil, 2: 121. Type-locality: São Pedro d'Alcantara, Bahia, Brazil; = Itabuna, according to Gans, Amer. Mus. Novitates, 2178, 1964, 39.
 1824 C. [oluber] dictyodes Wied, Isis von Oken, 6: 668. Type-locality: None given; according to Wied, Beitr. Naturges. Bras., 1825, 343, it is Cabo Frio, Rio de Janeiro, Brazil.
 1834 Coluber bicolor Reuss, Abh. Senckenberg. Naturforsch. Ges., 1: 145, pl. 8, fig. 1. Type-locality: Ilheus, Bahia, Brazil.
 1858 Coronella australis Günther, Cat. Sn. Brit. Mus.: 40. Type-locality: Australia; restricted to southern Bahia, Brazil, by Gans, Amer. Mus. Novitates, 2178, 1964, 39.
 1862 Dpheomorphus merremii var. semiaureus Cope, Proc. Acad. Nat. Sci. Phila., 1862: 348. Type-locality: Paraguay; probably lower Paraguay River, according to Gans, Amer. Mus. Novitates, 2178, 1964, 39.
 1885 Opheomorphus fuscus Cope, Proc. Amer. Phil. Soc., 22 (1884): 190. São João de Monte Negro, Rio Grande do Sul, Brazil.
 1915 Rhadinaea orina Griffin, Mem. Carnegie Mus., 7: 195. Type-locality: Sierras of Bolivia, restricted to São Paulo, São Paulo, Brazil, by Gans, Amer. Mus. Novitates, 2178, 1964, 39.

Distribution: Brazil, from Rio Negro, Amazonas (Hoge and Gans, Copeia, 1965, 511) south to Uruguay, Argentina, Paraguay and Bolivia.

LIOPHIS OBTUSUS (Cope)

- 1863 Rhadinaea obtusa Cope, Proc. Acad. Nat. Sci. Phila., 1863: 101. Type-locality: Paysandu, Uruguay, = Paysandú, Uruguay, according to Vaz Ferreira and Sierra de Soriano, Rev. Fac. Hum. Cienc. Montevideo, 18, 1960, 35.
 1929 Liophis obtusus—Amaral, Mem. Inst. Butantan, 4: 89.

Distribution: Southern Brazil, Uruguay and Argentina.

LIOPHIS OCCIPITALIS (Jan)

- 1863 E.[nicognathus] occipitalis Jan, Arch. Zool. Anat. Fis., 2: 267. Type-locality: Bahia, Brazil.
 1864 Dromicus (Lygophis) wuchereri Günther, Ann. Mag. Nat. Hist., (3) 12: 225, fig. Type-locality: Bahia, Brazil.
 1891 Dromicus miolepis Boettger, Zool. Anz., 1891: 346. Type-locality: Sorata, Bolivia.
 1929 Liophis occipitalis—Amaral, Mem. Inst. Butantan, 4: 89.

Distribution: Brazil, Uruguay, Argentina, Paraguay, Bolivia and eastern Peru.

LIOPHIS PURPURANS (Duméril, Bibron and Duméril)

- 1854 Ablabes purpurans Duméril, Bibron and Duméril), Erp. Gén., 7: 312. Type-locality: Mana, French Guiana.
 1864 Coronella orientalis Günther, Reptiles of British India: 236. Type-locality: "Dekkan;" stated by Boulenger, Cat. Sn. Brit. Mus., 2, 1894, 168, to be unknown.
 ?1866 Liophis cobella var. collaris Jan, Arch. Zool. Anat. Fis., 2: 293. Type-locality: South America.
 1868 Rhadinaea chrystostoma Cope, Proc. Acad. Nat. Sci. Phila., 1868: 104. Type-locality: Napo or Marañón, Ecuador.
 1872 Coronella poecilolaemus Günther, Ann. Mag. Nat. Hist., (4) 9: 19. Type-locality: Upper Rio Amazonas.
 1872 Liophis purpurans—Günther, Ann. Mag. Nat. Hist., (4) 9: 19.

Distribution: Guianas; Upper Amazonian region of Colombia, Ecuador and Peru.

LIOPHIS STEINBACHI (Boulenger)

- 1905 Rhadinaea steinbachi Boulenger, Ann. Mag. Nat. Hist., (7) 15: 454. Type-locality: Provincia Sara, Departamento Santa Cruz de la Sierra, Bolivia.
 1915 Aporophis melanocephalus Griffin, Mem. Carnegie Mus., 7: 171. Type-locality: Las Juntas, Bolivia, 250 m.
 1929 Liophis steinbachi—Amaral, Mem. Inst. Butantan, 4: 174.

Distribution: Eastern Bolivia.

LIOPHIS SUBOCULARIS Boulenger

- 1902 Rhadinaea subocularis Boulenger, Ann. Mag. Nat. Hist., (7) 9: 56. Type-locality: Paramba, Ecuador, 3500 ft.
 1929 Liophis subocularis—Amaral, Mem. Inst. Butantan, 4: 174.

Distribution: Western Ecuador.

LIOPHIS TREBBAUI Roze

- 1958 Liophis trebbaui Roze, Acta Biol. Venezuéllica, 2: 262, fig. 11. Type-locality: Auyantepui, Estado Bolívar, Venezuela.

Distribution: Region of Auyantepui, Estado Bolivar, Venezuela.

LIOPHIS UNDULATUS (Wied)

- 1824 C. [oluber] undulatus Wied, Isis von Oken, 6: 667. Type locality: none given.
1863 E. [nicognathus] taeniolatus Jan, Arch. Zool. Anat. Fis., 2: 272. Type-locality: Brazil.
1895 Taeniophallus nicagus Cope, Trans. Amer. Phil. Soc., 18: 201. Type-locality: Brazil.
1909 Rhadinaea binotata Werner, Mitt. Naturhist. Mus. Hamburg, 26: 223. Type-locality:
Novo Friburgo, Brazil.
1929 Liophis undulatus—Amaral, Mem. Inst. Butantan, 4: 174.

Distribution: Brazil, Ecuador and Guianas.



LIOTYPHLOPS Peters

1857 Rhinotyphlops Peters (preoccupied by Rhinotyphlops Fitzinger), Monats. Akad. Wiss. Berlin, 1857: 402. Type-species: Rhinotyphlops albirostris Peters.

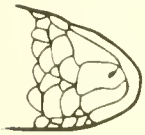
1881 Liotyphlops Peters, Sitz. Ges. Naturforsch. Freiburg, 1881: 69. Type-species: Rhinotyphlops albirostris Peters.

Distribution: Costa Rica to Paraguay.

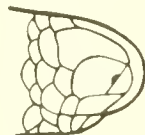
Content: Twelve species.

Key to the species

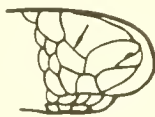
- | | |
|---|---|
| 1. Either dark dorsally and lighter ventrally or entire body dark, never uniformly light-----2
Entire body nearly uniform pale greenish-slate color----- <u>rowani</u> | 1. O bien oscuro dorsalmente y claro ventralmente o todo el cuerpo oscuro, nunca uniformemente claro-----2
Todo el cuerpo de color pizarra verdoso pálido casi uniforme----- <u>rowani</u> |
| 2. Three upper labials-----3
Four upper labials (Fig. 1)-----5 | 2. Tres labiales superiores-----3
Cuatro labiales superiores (Fig. 1)-----5 |
| 3. Ocular separated from labials by subocular----4
Ocular in contact with labial; one preocular (Fig. 2)----- <u>wilderi</u> | 3. Ocular separado de labiales por subocular----4
Ocular en contacto con labial, un preocular (Fig. 2)----- <u>wilderi</u> |
| 4. One preocular (Fig. 3)----- <u>schubarti</u>
Two preoculars----- <u>incertus</u> | 4. Un preocular (Fig. 3)----- <u>schubarti</u>
Dos preoculars----- <u>incertus</u> |




1




2



3



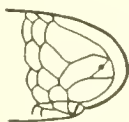
4




5

Lateral view of head in Liotyphlops species. Fig. 1, L. anops, after Cope, 1899. Fig. 2, L. wilderi, after Hammar, 1908. Fig. 3, L. schubarti, after Vanzolini, 1948. Fig. 4, L. metae, after Dunn, 1944. Fig. 5, L. caracasensis, after Roze, 1952.

- | | |
|--|---|
| 5. Scale rows 24 or fewer-----6
Scale rows 26 or more----- <u>anops</u> | 5. Hileras de escamas 24 o menos-----6
Hileras de escamas 26 o más----- <u>anops</u> |
| 6. Two scales in contact with posterior margin of prefrontal between frontal and nasal-----7
Three scales in contact with prefrontal between frontal and nasal (Fig. 4)----- <u>metae</u> | 6. Dos escamas en contacto con margen posterior de prefrontal entre frontal y nasal-----7
Tres escamas en contacto con prefrontal entre frontal y nasal (Fig. 4)----- <u>metae</u> |
| 7. Ocular separated from labial by subocular-----8
Ocular in contact with labial row-----10 | 7. Ocular separado de labial por subocular-----8
Ocular en contacto con hilera labial-----10 |
| 8. Prefrontal in contact with anterior half of nasal (Figs. 5, 6)-----9
Prefrontal not in contact with anterior half of nasal; posterior half of nasal contacts rostral (Fig. 7)----- <u>petersii</u> | 8. Prefrontal en contacto con mitad anterior de nasal (Figs. 5, 6)-----9
Prefrontal no contacta la mitad anterior de nasal, mitad posterior del nasal contacta con rostral (Fig. 7)----- <u>petersii</u> |



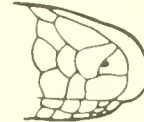
6



7



8



9

Lateral view of head of Liotyphlops species. Fig. 6, L. ternetzjii, after Parker, 1928 (holotype of collenettei). Fig. 7, L. petersii, after Boulenger, 1893. Fig. 8, L. cucutae, after Dunn, 1944. Fig. 9, L. guentheri, after Boulenger, 1893.

LIOTYPHLOPS

- | | |
|--|--|
| 9. Uniform dark brown----- <u>caracasensis</u>
Brown above, lighter beneath----- <u>ternetzii</u> | 9. Castaño oscuro uniforme----- <u>caracasensis</u>
Arriba castaño, claro abajo----- <u>ternetzii</u> |
| 10. Two preoculars (Fig. 8)-----11
One preocular (Fig. 9)----- <u>guentheri</u> | 10. Dos preoculares (Fig. 8)-----11
Un preocular----- <u>guentheri</u> |
| 11. Scale rows 24; scales light with dark dot at
base; length/diameter ratio 41----- <u>cucutae</u>
Scale rows 22; scales uniform dark; length/
diameter ratio 65----- <u>albirostris</u> | 11. Hileras de escamas 24; escamas claras con punto
negro en la base; proporción largo/diámetro
41----- <u>cucutae</u>
Hileras de escamas 22; escamas oscuras unifor-
mes; proporción largo/diámetro 65-- <u>albirostris</u> |

LIOTYPHLOPS ALBIROSTRIS (Peters)

- 1857 Rh. [liotyphlops] albirostris Peters, Monats. Akad. Wiss. Berlin, 1857: 402. Type-locality: "Veragua," Panama.
- 1881 Liotyphlops albirostris—Peters, Sitz. Ges. Naturforsch. Freunde Freiburg, 1881: 69.
- 1883 Typhlops (Idiotyphlops) emunctus Garman, Mem. Mus. Comp. Zool., 8 (3): 3. Type-locality: Panama.
- 1903 Helminthophis Ganellei Mocquard, Bull. Mus. Hist. Nat. Paris, 1903: 211. Type-locality: Isthmus of Panama.
- 1916 Helminthophis bondensis Griffin, Mem. Carnegie Mus., 7 (1915): 165. Type-locality: Bonda, Colombia.
- 1932 Liotyphlops albirostris—Dunn, Proc. Biol. Soc. Washington, 45: 176.

Distribution: Southern Central America and northern South America, including Costa Rica, Panama, Colombia, Venezuela, and Curaçao.

Comment: Dunn, Proc. Biol. Soc. Washington, 45, 1932, 174, placed emunctus Garman as a synonym of albirostris after examining both types. Taylor, Univ. Kansas Sci. Bull., 34, 1951, 25, indicated that he thought emunctus was a valid species, but he did not document this sufficiently to permit the two species to be distinguished, so we follow Dunn until further information is presented.

LIOTYPHLOPS ANOPS (Cope)

- 1899 Helminthophis anops Cope, Phila. Mus. Sci. Bull., 1: 10, pl. 4, figs. 1a-1f. Type-locality: "New Grenada," which is Colombia; Dunn, Caldasia, 3, 1944, 8, says "near Bogotá."
- 1944 Liotyphlops anops—Dunn, Caldasia, 3: 48.

Distribution: Provincias Santander and Cundinamarca, Colombia.

LIOTYPHLOPS CARACASENSIS Roze

- 1952 Liotyphlops caracasensis Roze, Mem. Soc. Cien. Nat. La Salle, Caracas, 12 (32): 150, figs. 1-2. Type-locality: Cuartel Urdaneta, Caracas, Venezuela.

Distribution: North central Venezuela.

LIOTYPHLOPS CUCUTAE Dunn

- 1944 Liotyphlops cucutae Dunn, Caldasia, 3: 49, figs. 5-6. Type-locality: Cúcuta, Norte de Santander, Colombia, 215 m.

Distribution: Known only from type locality.

LIOTYPHLOPS GUENTHERI (Boulenger), new combination

- 1889 Helminthophis guentheri Boulenger, Ann. Mag. Nat. Hist., (6) 4: 361. Type-locality: Porto Real, Rio de Janeiro, Brazil.
- 1893 Helminthophis guentheri—Boulenger, Cat. Sn. Brit. Mus., 1: 6, pl. 1, fig. 2.

Distribution: Estado do Rio de Janeiro, Brazil.

LIOTYPHLOPS INCERTUS (Amaral)

- 1924 Helminthophis incertus Amaral, Proc. New England Zool. Club, 9: 29. Type-locality: Surinam.
 1948 L. [liotyphlops] incertus—Vanzolini, Rev. Brasil. Biol., 8: 380.

Distribution: Surinam.

LIOTYPHLOPS METAE Dunn

- 1944 Liotyphlops metae Dunn, Caldasia, 3: 49, figs. 3-4. Type-locality: Villavicencio, Meta, Colombia, 498 m.

Distribution: Known only from type locality.

LIOTYPHLOPS PETERSII (Boulenger)

- 1889 Helminthophis petersii Boulenger, Ann. Mag. Nat. Hist., (6) 4: 360. Type-locality: Guayaquil, Ecuador.
 1893 Helminthophis petersii—Boulenger, Cat. Sn. Brit. Mus., 1: 6, pl. 1, fig. 1.
 1944 [Liotyphlops] petersii—Dunn, Proc. Biol. Soc. Washington, 45: 175.

Distribution: Northwestern Ecuador.

LIOTYPHLOPS ROWANI Smith and Grant

- 1958 Liotyphlops rowani Smith and Grant, Herpetologica, 14: 207. Type-locality: Pacific shoreline, Ft. Clayton Reservation, Panama Canal Zone, Panama.

Distribution: Known only from type locality.

LIOTYPHLOPS SCHUBARTI Vanzolini

- 1948 Liotyphlops schubarti Vanzolini, Rev. Brasil. Biol., 8: 379, figs. 1-2. Type-locality: Cachoeira de Emas, São Paulo, Brazil.

Distribution: Known only from type locality.

LIOTYPHLOPS TERNETZII (Boulenger)

- 1896 Helminthophis ternetzii Boulenger, Cat. Sn. Brit. Mus., 3: 584. Type-locality: Paraguay.
 1924 Helminthophis beui Amaral, Proc. New England Zool. Club, 9: 29. Type-locality: São Paulo, Brazil.
 1928 Helminthophis collenettei Parker, Ann. Mag. Nat. Hist., (10) 2: 97, fig. Type-locality: Burity, 30 mi northeast of Coyaba, Mato Grosso, Brazil.
 1955 Helminthophis ternetzii—Amaral, Mem. Inst. Butantan, 26 (1954): 191, figs. 1-2.
 1958 [Liotyphlops] ternetzi—Smith and Grant, Herpetologica, 14: 207.

Distribution: São Paulo and Mato Grosso, Brazil; northern Argentina.

LIOTYPHLOPS WILDERI (Garman)

- 1883 Ityphlops wilderi Garman, Science Observer, Boston, 4 (5/6): 48. Type-locality: São Cyriaco, Brazil; noted as Cyriaco, near Serra Providencia, Minas Gerais, Brazil, by Hammar, Ann. Mag. Nat. Hist., (8) 1, 1908, 334; corrected by Marx, Fieldiana: Zool., 36, 1958, 496, to São Cyprião, Minas Gerais, Brazil.
 1908 Helminthophis wilderi—Hammar, Ann. Mag. Nat. Hist., (8) 1: 334, figs. a-c.
 1948 L. [liotyphlops] wilderi—Vanzolini, Rev. Brasil. Biol., 8: 380.

Distribution: Minas Gerais, Brazil; Paraguay.

LOXOCEMUS Cope

- 1861 Loxocemus Cope, Proc. Acad. Nat. Sci. Phila., 1861: 76. Type-species: Loxocemus bicolor Cope.
1862 Plastoseryx Jan, Arch. für Naturg., 28 (1): 244. Type-species: Plastoseryx Bronni Jan.

Distribution: Nayarit, western Mexico to Costa Rica.

Content: One species.

LOXOCEMUS BICOLOR Cope

- 1861 Loxocemus bicolor Cope, Proc. Acad. Nat. Sci. Phila., 1861: 77. Type-locality: Unknown; restricted to La Unión, El Salvador, by Smith and Taylor, Univ. Kansas Sci. Bull., 33, 1950, 316.
1862 Plastoseryx Bronni Jan, Arch. für Naturg., 28 (1): 244. Type-locality: America.
1876 Loxocemus sumichrasti Bocourt, Ann. Sci. Nat. Zool. Paris, (6) 4 (7): 1. Type-locality: Tehuantepec, Mexico.
1967 Loxocemus bicolor—Nelson and Meyer, SW Nat., 12: 439.

Distribution: On Pacific coast from Nayarit, Mexico to Costa Rica; Atlantic coast in northwestern Honduras.

LYGOPHIS Fitzinger

1843 Lygophis Fitzinger, Systema Reptilium: 26. Type-species: Given as Herpetodryas lineatus Schlegel, which is Coluber lineatus Linnaeus.

1878 Aporophis Cope, Proc. Amer. Phil. Soc., 17: 34. Type-species: Coluber lineatus Linnaeus.

Distribution: Northern and central South America.

Content: Eight species.

Key to the species

1. Seventeen scale rows at midbody-----2
Nineteen scale rows at midbody-----6
2. More than 14 maxillary teeth-----3
Fewer than 15 maxillary teeth-----paucidens
3. More than 152 ventrals-----4
Fewer than 152 ventrals-----amoenus
4. Dorsal pattern without two yellow lines beginning on snout-----5
Two yellow lines beginning on snout-----flavifrenatus
5. Dark vertebral and lateral lines broken or absent anteriorly, occasionally also posteriorly; scale edges usually dark; hemipenis one-half bilobated-----boursieri
Dark lines continuous anteriorly; dorsal ground color uniform brown or gray without dark edges on scales; hemipenis one-third bilobated-----tristriatus
6. Not as below-----7
Venter totally or partially red; tail red ventrally with black border on individual ventrals-----coralliventris
7. Head and body dark brown-----antioquiensis
Head and body with prominent, contrasting stripes-----lineatus

Clave de especies

1. Diecisiete filas de escamas en el medio del cuerpo-----2
Diecinueve filas de escamas en el medio del cuerpo-----6
2. Más de 14 dientes maxilares-----3
Menos de 15 dientes maxilares-----paucidens
3. Más de 152 ventrales-----4
Menos de 152 ventrales-----amoenus
4. Diseño sin dos líneas amarillas desde el hocico-----5
Diseño con dos líneas amarillas desde el hocico-----flavifrenatus
5. Líneas oscuras vertebral y laterales discontinuas o ausentes a anterior; ocasionalmente también a posterior; bordes de las escamas usualmente oscuro; hemipene bilobulado hasta la mitad-----boursieri
Líneas oscuras continuas a anterior; dorso con color de fondo uniforme castaño o gris sin bordes oscuros en las escamas; un tercio del hemipene bilobulado-----tristriatus
6. No como el siguiente-----7
Vientre (total o parcialmente) rojo; cola ventralmente roja con bordes de placas en negro-----coralliventris
7. Cabeza y cuerpo castaño oscuro-----antioquiensis
Cabeza y cuerpo con cintas en marcado contraste-----lineatus

LYGOPHIS AMOENUS (Jan)

1863 E. [nicognathus] amoenus Jan, Arch. Zool. Anat. Fis., 2: 270. Type-locality: Unknown.
1929 Lygophis amoenus—Amaral, Mem. Inst. Butantan, 4: 169.

Distribution: Estado do Paraná through São Paulo as far north as Estado do Rio de Janeiro, Brazil.

LYGOPHIS ANTIOQUIENSIS (Dunn)

1943 Rhadinaea antioquiensis Dunn, Caldasia, 2: 307. Type-locality: San Pedro, Antioquia, Colombia, 2560 m.

1969 Lygophis antioquiensis—Myers, Amer. Mus. Novitates, 2385: 2, figs. 1-3.

Distribution: Known only from type locality.

LYGOPHIS

LYGOPHIS BOURSIERI (Jan)

- 1867 Dromicus boursieri Jan, Icon, Gén. Ophid., Livr. 25: pl. 2, fig. 2. Type-locality: Quito, Ecuador.
 1882 Coronella Whymeri Boulenger, Ann. Mag. Nat. Hist., (5) 9: 460, fig. Type-locality: Milligalli, Ecuador.
 1934 Lygophis boursieri—Shreve, Occ. Pap. Boston Soc. Nat. Hist., 8: 125.

Distribution: Río Pastaza region, Amazonian slopes and western slopes above 1000 m, Ecuador; southwestern Colombia.

LYGOPHIS CORALLIVENTRIS (Boulenger)

- 1894 Aporophis coralliventris Boulenger, Ann. Mag. Nat. Hist., (6) 13: 346. Type-locality: An island north of Concepción, near San Salvador, north Paraguay.
 1929 Lygophis coralliventris—Amaral, Mem. Inst. Butantan, 4: 169.

Distribution: Paraguay; Rio Grande do Sul, Brazil.

LYGOPHIS FLAVIFRENATUS Cope

- 1862 Lygophis flavifrenatus Cope, Proc. Acad. Nat. Sci. Phila., 1862: 80. Type-locality: Río Vermejo region, Paraguay, according to Cope; Cochran, Bull. U.S. Nat. Mus., 224, 1961, 196, says Buenos Aires, Argentina.
 1867 Dromicus amabilis Jan, Icon. Gén. Ophid., Livr. 24: pl. 5, fig. 2. Type-locality: Brazil.

Distribution: Paraguay; Argentina; southern Brazil as far north as Estado de São Paulo.

LYGOPHIS LINEATUS (Linnaeus)

- 1758 Coluber lineatus Linnaeus, Systema Naturae, Ed. 10: 221. Type-locality: Asia.
 1843 [Lygophis] lineatus—Fitzinger, Systema Reptilium: 26.

Distribution: Panama; north and middle South America from northern Argentina; to northwestern Ecuador west of Andes.

Content: Three subspecies.

Key to the subspecies

1. Three distinct dark stripes not interrupted on neck; first through fourth series of dorsal scales white or nearly white-----2
 Three indistinct dark stripes, interrupted on neck; lateral scales heavily dotted with black; ventrals with lateral series of black spots-----meridionalis
2. Lateral stripe about one scale wide on body (much larger on head)-----lineatus
 Lateral stripe three or more scales wide---
 -----dilepis

Clave de subspecies

1. Diseño dorsal con tres bandas longitudinales no interrumpidas en la nuca; primera a cuarta fila latero-dorsal blancas o casi blancas-----2
 Diseño dorsal con tres bandas longitudinales interrumpidas en la nuca; primera a cuarta fila latero-dorsal manchada de negro-----meridionalis
2. Banda lateral del grosor de una escama o ligeramente mayor-----lineatus
 Banda lateral del grosor de tres o más escamas-----dilepis

Lygophis lineatus lineatus (Linnaeus)

- 1758 Coluber minervae Linnaeus, Systema Naturae, Ed. 10: 226. Type-locality: "Indiis".
 ?1766 Coluber jaculatrix Linnaeus, Systema Naturae, Ed. 12: 381. Type-locality: Surinam.
 1826 Coluber terlineatus Lacépède, Hist. Nat. Quad., Serp., New Ed., 4: 106 [not seen]. Type-locality: None given.
 1953 Lygophis lineatus lineatus—Hoge, Mem. Inst. Butantan, 24 (1952): 249, fig. 1; pl. 1.

Distribution: Panama; northern South America; to northwestern Ecuador west of Andes.

Comment: It is not certain that Coluber jaculatrix Linnaeus belongs in this synonymy, but Hoge, loc. cit., included in his species synonymy citations to Lacépède and Latreille which mentioned the Linnaean species. Boulenger does not mention jaculatrix at all, and we have found no other discussion in the literature of its status.

Lygophis lineatus dilepis Cope

- 1862 Lygophis dilepis Cope, Proc. Acad. Nat. Sci. Phila., 1862: 348. Type-locality: Paraguay.
1928 Aporophis lineatus lativittatus Müller, Zool. Anz., 77: 74. Type-locality: San Fermin
(Chiquitos), Bolivia.
1953 Lygophis lineatus dilepis—Hoge, Mem. Inst. Butantan, 24 (1952): 251, fig. 2.

Distribution: Rio Grande do Norte, Brazil through Mato Grosso and Paraguay to northern Argentina, according to Hoge, loc. cit.

Lygophis lineatus meridionalis (Schenkel)

- 1901 Aporophis lineatus var. meridionalis Schenkel, Verh. Naturforsch. Ges. Basel, 13 (1900):
160. Type-locality: "Mte. Sociedad", Bemalcue, Paraguay.
1952 Lygophis lineatus meridionalis—Hoge, Mem. Inst. Butantan, 24 (1952): 252, fig. 3.

Distribution: Southern Brazil, Paraguay, northern Argentina, according to Hoge, loc. cit.

LYGOPHIS PAUCIDENS Hoge

- 1953 Lygophis paucidens Hoge, Mem. Inst. Butantan, 24 (1952): 189. Type-locality: Mato Verde, Estado de Goiás, Brazil.

Distribution: Known only from type locality.

LYGOPHIS TRISTRIATUS (Rendahl and Vestergren)

- 1941 Rhadinaea tristriata Rendahl and Vestergren, Ark. för Zool., 33A (1): 5. Type-locality: Cauca, Colombia.
1969 Lygophis tristriatus—Myers, Amer. Mus. Novitates, 2385: 6.

Distribution: Known only from type locality.

LYSTROPHIS Cope

- 1826 Rhinostoma Fitzinger, Neue Classification der Reptilien: 56. Type-species: Vipera nasua Wagler. Suppressed by Int. Comm. Zool. Nomen., Op. 698, 1964, 101.
 1885 Lystrophis Cope, Proc. Amer. Phil. Soc., 1884: 193. Type-species: Heterodon Dorbignyi Duméril, Bibron and Duméril.

Distribution: South and southeastern Brazil, Paraguay, Bolivia, north and central Argentina, and Uruguay.

Content: Three species.

Key to the species

Clave de especies

- | | |
|--|---|
| <p>1. Dorsals in 21 rows-----2
 Dorsals in 19 rows-----<u>histricus</u></p> <p>2. Tip of tail very rounded; dorsum with successive rings of black, yellow, black, red; venter predominantly black; ventrals more than 148-----<u>semicinctus</u>
 Tail ending in point; dorsal pattern of rounded black blotches or irregular transverse bands, usually bordered by yellow; coloration between spots usually red; venter with equal amounts of red and black; ventrals fewer than 148-----<u>dorbignyi</u></p> | <p>1. Dorsales en 21 filas-----2
 Dorsales en 19 filas-----<u>histricus</u></p> <p>2. Punta de la cola muy redondeada; coloración dorsal en anillos negros, amarillos, negros y rojos; vientre predominantemente negro; ventrales más de 148-----<u>semicinctus</u>
 Cola puntiaguda; coloración dorsal de manchas circulares o bandas transversas irregulares negras usualmente bordeadas de amarillo; coloración entre las manchas usualmente roja; vientre con igual cantidad de rojo y negro; ventrales menos de 148-----<u>dorbignyi</u></p> |
|--|---|

LYSTROPHIS DORBIGNYI (Dumeril, Bibron, and Dumeril)

- 1830 Vipera (Rhinostoma) nasua Wagler, Nat. Syst. Amphib.: 171. Type-locality: America. Suppressed by Int. Comm. Zool. Nomen., Op. 698, 1964, 101.
 1854 Heterodon Dorbignyi Duméril, Bibron, and Dumeril, Erp. Gén., 7: 772. Type-locality: The series of syntypes apparently came from four areas, including Buenos Aires, Montevideo, Santa Catarina, and "Bresil", without more precise data. No restrictions have been made.
 1885 Lystrophis dorbignyi—Cope, Proc. Amer. Phil. Soc., 1884: 193.
 1966 Lystrophis dorbignyi—Orejas Miranda, Copeia, 1966: 196, figs. 8a b, 9a-d.

Distribution: Between 25° and 40° S: southeastern and southern Paraguay, southern Brazil, central Argentina east of the Andes, and Uruguay.

LYSTROPHIS HISTRICUS (Jan)

- 1863 Heterodon histricus Jan, Arch. Zool. Anat. Fis., 2: 224. Type-locality: unknown.
 1867 Heterodon naftereri Steindachner, Reise der Osterreichischen Fregatte Novara, Zool., Reptiles: 90. Type-locality: Brazil.
 1894 Lystrophis histricus—Boulenger, Cat. Sn. Brit. Mus., 2: 152.
 1966 Lystrophis histricus—Orejas Miranda, Copeia, 1966: 203, figs. 8e-f, 9f.

Distribution: Between 15° and 34° S: southern and southeastern Brazil, northeastern Argentina, Paraguay, and northeastern Uruguay.

LYSTROPHIS SEMICINCTUS (Duméril, Bibron, and Duméril)

- 1854 Heterodon semi-cinctus Duméril, Bibron, and Duméril, Erp. Gén., 7: 774. Type-locality: "á Buenos Ayres et Santa-Cruz" (see note under Lystrophis dorbignyi).
 1863 Heterodon pulcher Jan, Arch. Zool. Anat. Fis., 2: 222. Type-locality: Bolivia.
 1894 Lystrophis semicinctus—Boulenger, Cat. Sn. Brit. Mus., 2: 153.
 1928 Lystrophis semicinctus weiseri Müller, Zool. Anz., 77: 72. Type-locality: Catamarca, Argentina.
 1966 Lystrophis semicinctus—Orejas Miranda, Copeia, 1966: 202, figs. 8c-d, 9e.

Distribution: Between 20° and 30° S: central and northern Argentina, southwestern Brazil, southern Bolivia, and probably northern Paraguay.

MASTICOPHIS Baird and Girard

1853 Masticophis Baird and Girard, Cat. N. Amer. Rept.: 98. Type-species: Masticophis ornatus Baird and Girard.

Distribution: Southern and western United States to northern Colombia and Venezuela.

Content: Eight species, of which only one is found within limits of this work.

MASTICOPHIS MENTOVARIUS Duméril, Bibron and Duméril

1854 C[oryphodon] Mento-varius Duméril, Bibron and Duméril, Erp. Gén., 7: 187. Type-locality: Mexico.
1923 Masticophis mentovarius—Ortenburger, Occ. Pap. Mus. Zool. Univ. Mich., 139: 2.

Distribution: San Luis Potosi and Guerrero, Mexico through Central America to Colombia and Venezuela.

Content: Three subspecies.

Key to the subspecies

Clave de subspecies

- | | |
|--|---|
| <p>1. Juveniles with longitudinal stripes, adults may show stripes or be unicolor; nasal divided-----2
Juveniles with irregular transverse dorsal bands; adult color unknown; nasal entire-----<u>centralis</u></p> <p>2. Juveniles with two lateral light stripes, head in adults heavily mottled and spotted-----<u>mentovarius</u>
Juveniles with four or more light stripes, head in adults immaculate-----<u>suborbitalis</u></p> | <p>1. Juveniles con cintas longitudinales, los adultos pueden presentar bandas o ser unicolor; nasal dividida-----2
Juveniles con bandas dorsales, transversales, irregulares; color del adulto desconocido; nasal entera-----<u>centralis</u></p> <p>2. Juveniles con dos cintas laterales claras, cabeza del adulto intensamente moteada y manchada-----<u>mentovarius</u>
Juveniles con cuatro o más cintas claras, cabeza del adulto immaculada-----<u>suborbitalis</u></p> |
|--|---|

Masticophis mentovarius mentovarius Duméril, Bibron and Duméril

1867 Bascanion suboculare Cope, Proc. Acad. Nat. Sci. Phila., 1866: 319. Type-locality: Between Coban and Clusec (corrected to Chisec by Stuart, 1966), Guatemala.
1942 Masticophis m[entovarius] mentovarius—Smith, Copeia, 1942: 87.

Distribution: Low and moderate elevations from San Luis Potosi, Mexico, to Honduras on Caribbean slope and from Guerrero, Mexico, to Costa Rica along Pacific.

Masticophis mentovarius centralis (Roze)

1953 Coluber (Masticophis) mentovarius centralis Roze, Herpetológica, 9: 117. Type-locality: Maicao, Guajira, Colombia.

Distribution: Panama and northern Colombia to northwest Venezuela.

Masticophis mentovarius suborbitalis (Peters)

1868 Spilotes corais var. suborbitalis Peters, Monats. Akad. Wiss. Berlin: 641. Type-locality: Caracas, Venezuela.
1942 Masticophis mentovarius suborbitalis—Smith, Copeia, 1942: 86.

Distribution: Northern and southeastern Venezuela; Isla Margarita.

M. STIGODRYAS Amaral

1843 Eudryas Fitzinger (preoccupied by Eudryas Boisduval, 1836), Systema Reptilium: 26. Type-species: Coluber boddaerti Sentsen.

1935 Mastigodryas Amaral, Mem. Inst. Butantan, 8 (1933-34): 157. Type-species: Mastigodryas danieli Amaral.

1939 Dryadophis Stuart (substitute name for Eudryas Fitzinger), Copeia, 1939: 55.

Distribution: Mexico through Central and South America to Argentina.

Content: Eleven species arranged in four species groups; one (bruesi Barbour) extralimital.

Comment: Romer, Osteology of the Reptiles, 1956, pointed out that Mastigodryas and Dryadophis were synonymous. He did not use Mastigodryas for the taxon. It is the prior name, however, and one of us (Peters) has examined the type, which clearly indicates the synonymy of the two taxa, so the earlier name is used here.

Key to the species

Clave de especies

- | | |
|---|--|
| 1. With 17 scale rows at midbody-----2
With 15 scale rows at midbody----- <u>bifossatus</u> | 1. Con 17 filas de escamas en el medio cuerpo----2
Con 15 filas de escamas en el medio cuerpo----
----- <u>bifossatus</u> |
| 2. Usually nine supralabials; dorsal pattern lacks
alternate lateral and dorsal rectangular dark
blotches-----3
Usually eight supralabials; dorsal pattern with
alternate lateral and dorsal rectangular dark
blotches----- <u>pulchriceps</u> | 2. Normalmente nueve supralabiales; diseño dorsal
sin manchas rectangulares laterales y dorsales
oscuras alternadas-----3
Normalmente ocho supralabiales; diseño dorsal
con manchas rectangulares laterales y dorsales
oscuras alternadas----- <u>pulchriceps</u> |
| 3. With vertebral stripe at least anteriorly----4
Without vertebral stripe anteriorly-----6 | 3. Con línea vertebral por lo menos anteriormente-----4
Sin línea vertebral anteriormente-----6 |
| 4. Lacking lateral stripes, or if present, never
fused with vertebral stripe posteriorly----5
Two dorsolateral stripes anteriorly which fuse
with vertebral stripe on posterior part of
body; lateral dark stripe present----- <u>pleei</u> | 4. Líneas laterales ausentes, o si están presentes
nunca fusionadas con la línea vertebral poste-
riormente-----5
Dos líneas dorsolaterales anteriores que se
fusionan con la vertebral posteriormente;
línea oscura lateral presente----- <u>pleei</u> |
| 5. Light lateral line on part of fourth and fifth
rows----- <u>sanguiventris</u>
Light lateral line on third row----- <u>dorsalis</u> | 5. Línea clara lateral sobre parte de la cuarta y
quinta filas----- <u>sanguiventris</u>
Línea clara lateral sobre tercera fila----- <u>dorsalis</u> |
| 6. Dorsum unicolor-----7
Some indication of dorsal pattern-----8 | 6. Dorso unicolor-----7
Con por lo menos alguna indicación de diseño
dorsal-----8 |
| 7. Subcaudals fewer than 100----- <u>danieli</u>
Subcaudals more than 100----- <u>melanolomus</u> | 7. Subcaudales menos de 100----- <u>danieli</u>
Subcaudales más de 100----- <u>melanolomus</u> |
| 8. Pattern reticulate, each scale with distinct
black borders----- <u>melanolomus</u>
Pattern not reticulate, each scale may have
slightly darker borders-----9 | 8. Diseño reticulado, cada escama con conspicuo
borde negro----- <u>melanolomus</u>
Diseño no reticulado, cada escama puede tener
bordes ligeramente oscuros-----9 |
| 9. One or more light lateral stripes on body----10
No lateral light stripes----- <u>melanolomus</u> | 9. Una o más cintas laterales claras en el cuerpo-----10
Sin cintas laterales claras----- <u>melanolomus</u> |
| 10. Dorsal pattern with one light stripe dorso-
laterally-----11
Dorsal pattern with two lateral light lines--12 | 10. Diseño dorsal con una línea dorsolateral clara-----11
Diseño dorsal con dos líneas claras laterales--
-----12 |
| 11. Dorsolateral light line on fourth, fifth and
sixth rows----- <u>heathii</u>
Dorsolateral light line on fourth and fifth
rows----- <u>boddaerti</u> | 11. Línea dorsolateral clara sobre cuarta, quinta y
sexta filas----- <u>heathii</u>
Línea dorsolateral clara sobre cuarta y quinta
filas----- <u>boddaerti</u> |

- | | |
|--|--|
| <p>12. Upper lateral light stripe on scale rows four and five only-----13
Upper lateral light stripe on scale rows three, four and five-----<u>amarali</u></p> <p>13. More than 110 subcaudals-----14
Fewer than 110 subcaudals-----<u>melanolomus</u></p> <p>14. Upper light stripe without border-----15
Upper light stripe with prominent dark border-----<u>boddaerti</u></p> <p>15. Lateral light stripes prominent-----<u>boddaerti</u>
Lateral light stripes obscure-----<u>melanolomus</u></p> | <p>12. Cinta clara lateral superior en hileras de escamas cuatro y cinco solamente-----13
Cinta clara lateral superior en hileras de escamas tres, cuatro y cinco-----<u>amarali</u></p> <p>13. Más de 110 subcaudales-----14
Menos de 110 subcaudales-----<u>melanolomus</u></p> <p>14. Cinta clara superior sin borde-----15
Cinta clara superior con borde oscuro prominente-----<u>boddaerti</u></p> <p>15. Cintas claras laterales prominentes---<u>boddaerti</u>
Cintas claras laterales confusas---<u>melanolomus</u></p> |
|--|--|

MASTIGODRYAS AMARALI (Stuart), new combination
pleei group

- 1938 Eudryas amarali Stuart, Copeia, 1938: 7. Type-locality: Margarita Island, Venezuela.
1941 Dryadophis amarali—Stuart, Misc. Publ. Mus. Zool. Univ. Mich., 49: 57, pl. 3, fig. 3.
1966 Dryadophis amarali—Roze, La Taxonomía y Zoogeografía de Los Ofidios en Venezuela: 116, Map 24.

Distribution: Margarita Island and dry areas in northeastern Venezuela; Tobago Island.

MASTIGODRYAS BIFOSSATUS (Raddi), new combination
bifossatus group

- 1820 Coluber bifossatus Raddi, Mem. Soc. Italiana Sci. Modena, 18: 333. Type-locality: Rio de Janeiro, Brazil.
1939 Dryadophis [bifossatus]—Stuart, Copeia, 1939: 55.

Distribution: From northern South America in Venezuela and Colombia to southern Brazil, Bolivia, Paraguay and northeastern Argentina.

Content: Four subspecies; three according to latest revision by Stuart, Misc. Publ. Mus. Zool. Univ. Mich., 1941, 49, and one described by Hoge, 1952.

Key to the subspecies

1. Body pattern of less than 48 constricted, broad, dark crossbands, or series of dark dorsal and lateral blotches; total ventrals less than 278-----2
Body pattern of 50-62 continuous dark crossbands; total ventrals more than 278-----striatus
2. Body pattern of dark crossbands unbroken laterally-----3
Body pattern of series of dark, dorsal blotches separated from lateral series of similar blotches-----triseriatus
3. Broad crossbands, with lateral constriction but at least four scale rows wide at middorsum-----bifossatus
Crossbands triangular, very constricted middorsally, never more than two scale rows wide at middorsum-----villelai

Clave de subspecies

1. Diseño de bandas transversas anchas, oscuras y constreñidas, en número menor de 48, o series de manchas oscuras dorsales y laterales; ventrales totales menos de 278-----2
Diseño de bandas transversas angostas, continuas y oscuras; en número mayor de 49; ventrales totales más de 278-----striatus
2. Diseño de bandas transversas oscuras, no interrumpidas lateralmente-----3
Diseño de series de manchas oscuras dorsales, separadas de series laterales similares-----triseriatus
3. Anchas bandas transversas con constricción lateral, por lo menos de cuatro escamas de ancho en el medio dorso-----bifossatus
Bandas transversas triangulares, muy constreñidas medio dorsalmente, donde nunca alcanzan más de dos escamas de ancho-----villelai

MASTIGODRYAS

Mastigodryas bifossatus bifossatus (Raddi), new combination

- 1823 Coluber capistratus Lichtenstein, Verzeichniss der Doubletten des Zoologischen Museums der Königl. Universität zu Berlin: 104. Type-locality: Brazil.
- 1825 Coluber Lichtensteinii Wied, Nova Acta Acad. Leop.-Carol., 12 (2): 493. Type-locality: Brazil.
- 1837 Coluber pantherinus Schlegel (not of Daudin), Essai Physion. Serpens, 2: 143, pl. 5, figs. 13-14. Type-locality: "St. Paul" [São Paulo], Brazil.
- 1941 Dryadophis bifossatus bifossatus—Stuart, Misc. Publ. Mus. Zool. Univ. Mich., 49: 39, pl. 2, fig. 5.

Distribution: From Rio Grande do Sul to Rio de Janeiro and Minas Gerais, Brazil; Uruguay.

Mastigodryas bifossatus striatus (Amaral), new combination

- 1931 Drymobius bifossatus striatus Amaral, Bull. Antivenin Inst. Amer., 4: 86. Type-locality: Villavicencio, Colombia.
- 1941 Dryadophis bifossatus striatus—Stuart, Misc. Publ. Mus. Zool. Univ. Mich., 49, pl. 2, fig. 4.

Distribution: Eastern Colombia, southern Venezuela, northern Brazil.

Mastigodryas bifossatus triseriatus (Amaral), new combination

- 1931 Drymobius bifossatus triseriatus Amaral, Bull. Antivenin Inst. Amer., 4: 86. Type-locality: Taunay, Mato Grosso, Brazil.
- 1941 Dryadophis bifossatus triseriatus—Stuart, Misc. Publ. Mus. Zool. Univ. Mich., 49: 43, pl. 2, fig. 2.

Distribution: Northern Argentina, Bolivia; Mato Grosso, Goiás and Ceará, Brazil.

Mastigodryas bifossatus villelai (Hoge), new combination

- 1952 Dryadophis bifossatus villelai Hoge, Mem. Inst. Butantan, 24: 184, pl. 1-3, fig. Type-locality: Santa Izabel, Ilha do Bananal, Estado de Goiás, Brazil.

Distribution: Known from Goiás, Para, and Mato Grosso, Brazil; Bananal Island and vicinity.

MASTIGODRYAS BODDAERTI (Sentzen), new combination
boddaerti group

- 1796 Coluber Boddaerti Sentzen, Ophiologische Fragmente, Meyer's Zool. Arch., 2: 59. Type-locality: Unknown.
- 1939 Dryadophis [boddaerti]—Stuart, Copeia, 1939: 55.

Distribution: Tropical South America, from Colombia and Venezuela to Bolivia and western Brazil.

Content: Three subspecies, according to latest revision by Stuart, Misc. Publ. Mus. Zool. Univ. Mich., 1949, 49.

Key to the subspecies

1. Upper light stripe not bordered by darker color-----2
Upper light stripe with prominent dark borders-----ruthveni
2. Two lateral light stripes-----dunni
Single light lateral stripe-----boddaerti

Clave de subspecies

1. Banda clara superior no marginada-----2
Banda clara superior con conspicuos bordes oscuros-----ruthveni
2. Con dos bandas claras laterales-----dunni
Con una banda clara lateral-----boddaerti

Mastigodryas boddaerti boddaerti (Sentzen), new combination

- 1845 Coluber fuscus Hallowell, Proc. Acad. Nat. Sci. Phila., 1845: 241. Type-locality: 200 mi of Caracas, Republic of Colombia [Venezuela].
- 1858 Herpetodryas rappii Günther, Cat. Col. Sn. Brit. Mus., 116. Type-locality: Many localities in South America.
- ?1863 Herpetodryas reticulata Peters, Monats. Akad. Wiss. Berlin, 1863: 285. Type-locality: Guayaquil, Ecuador (Questionably synonymized with boddaerti by Stuart, 1941).
- 1941 Dryadophis boddaerti boddaerti—Stuart, Misc. Publ. Mus. Zool. Univ. Mich., 49: 66, pl. 4, fig. 1.

Distribution: Amazon basin from lower slopes of Andes to mouth of Amazon River; from Bolivia to Colombia, except Santa Marta region; extreme western Venezuela west of Andes on Pacific slope of Colombia and Ecuador; an isolated colony in Bahía, Brazil is cited by Stuart, 1941.

Mastigodryas boddaerti dunni (Stuart), new combination

- 1933 Eudryas dunni Stuart, Occ. Pap. Mus. Zool. Univ. Mich., 254: 5. Type-locality: Tobago Island, British West Indies.
- 1939 Dryadophis [dunni]—Stuart, Copeia, 1939: 55.
- 1941 Dryadophis boddaerti dunni—Stuart, Misc. Publ. Mus. Zool. Univ. Mich., 49: 76, pl. 3, fig. 6.

Distribution: Known only from type locality.

Mastigodryas boddaerti ruthveni (Stuart), new combination

- 1933 Eudryas ruthveni Stuart, Occ. Pap. Mus. Zool. Univ. Mich., 254: 4. Type-locality: slopes of San Lorenzo, Sierra Nevada, Santa Marta, Colombia, 5000 ft.
- 1939 Dryadophis [ruthveni]—Stuart, Copeia, 1939: 55.
- 1941 Dryadophis boddaerti ruthveni—Stuart, Misc. Publ. Mus. Zool. Univ. Mich., 49: 4, pl. 3, fig. 5.

Distribution: Known only from Sierra Nevada of Santa Marta, Colombia, above 2200 ft.

MASTIGODRYAS DANIELI Amaral

group unknown

- 1935 Mastigodryas danieli Amaral, Mem. Inst. Butantan, 8 (1933-34): 158. Type-locality: Medellín, Colombia.
- 1935 Mastigodryas unicolor Amaral (lapsus for danieli Amaral), Mem. Inst. Butantan, 8 (1933-34): 159.

Distribution: Known only from type locality.

MASTIGODRYAS DORSALIS (Bocourt), new combination

melanolomus group

- 1890 Drymobius (Eudryas) dorsalis Bocourt, Miss. Sci. Mex., Rept.: 724, pl. 51, fig. 2a-d. Type-locality: Guatemala.
- 1939 Dryadophis [dorsalis]—Stuart, Copeia, 1939: 55.
- 1941 Dryadophis dorsalis—Stuart, Misc. Publ. Mus. Zool. Univ. Mich., 49: 95, pl. 4, fig. 5.

Distribution: Highlands of western and southern Guatemala; Honduran uplands.

Comment: Lynch and Smith, Trans. Kansas Acad. Sci., 69, 1966, 69, considered this a subspecies of M. melanolomus.

MASTIGODRYAS

MASTIGODRYAS HEATHII (Cope), new combination
boddaerti group

- 1876 Drymobius heathii Cope, Jour. Acad. Nat. Sci. Phila., (2) 8 (1875): 179. Type-locality: Valley of Jequetepeque, Peru.
 1939 Dryadophis [heathii]—Stuart, Copeia, 1939: 55.
 1941 Dryadophis heathii—Stuart, Misc. Publ. Mus. Zool. Univ. Mich., 49, pl. 4, fig. 2.

Distribution: Coastal Peru.

MASTIGODRYAS MELANOLOMUS (Cope), new combination
melanolomus group

- 1868 Masticophis melanolomus Cope, Proc. Acad. Nat. Sci. Phila., 1868: 134. Type-locality: Yucatán, Mexico.
 1939 Dryadophis [melanolomus]—Stuart, Copeia, 1939: 55.

Distribution: Mexico through Central America to Panama.

Content: Seven subspecies (five discussed in most recent revision by Stuart, Misc. Publ. Mus. Zool. Univ. Mich., 1941, 49, plus two described by Smith, 1943). Three (veraecrucis Stuart, slevini Stuart, and stuarti Smith) extralimital; slevini Stuart, was mentioned from Volcán Zunil, Guatemala, by Stuart, 1941, loc. cit., but Stuart, Misc. Publ. Mus. Zool. Univ. Mich., 122, 1963, does not include slevini as a Guatemalan form.

Key to the subspecies

Clave de subspecies

- | | |
|--|---|
| 1. Dorsal pattern not uniform-----2
Dorsal pattern uniform olive----- <u>tehuanae</u> | 1. Diseño dorsal no uniforme-----2
Diseño oliva uniforme----- <u>tehuanae</u> |
| 2. Pattern not reticulate-----3
Pattern reticulate----- <u>melanolomus</u> | 2. Diseño no reticulado-----3
Diseño reticulado----- <u>melanolomus</u> |
| 3. Two light longitudinal bands on each side--
----- <u>alternatus</u>
Body pattern of narrow, light crossbands
anteriorly----- <u>laevis</u> | 3. Dos bandas longitudinales claras a cada
lado del cuerpo----- <u>alternatus</u>
Diseño de bandas claras transversas, sobre
la parte anterior del cuerpo----- <u>laevis</u> |

Mastigodryas melanolomus melanolomus (Cope), new combination

- 1941 Dryadophis melanolomus melanolomus—Stuart, Misc. Publ. Mus. Zool. Univ. Mich., 49: 88, pl. 4, fig. 4.

Distribution: Lowlands of Yucatán Peninsula south to central El Petén, Guatemala.

Mastigodryas melanolomus alternatus (Bocourt), new combination

- 1884 Coryphodon alternatus Bocourt, Bull. Soc. Philom. Paris, (7) 8: 133. Type-locality: Isthmus de Darién, Panama.
 1933 Eudryas boddaerti gaigae Stuart, Occ. Pap. Mus. Zool. Univ. Mich., 254: 7. Type-locality: Wright's ranch, Boquete, Chiriquí Province, Panama.

Distribution: Costa Rica, Honduras, Nicaragua and Panama.

Mastigodryas melanolomus laevis (Fischer), new combination

- 1881 Herpetodryas laevis Fischer, Arch. für Naturg.: 227. Type-locality: Guatemala.
 1885 Dromicus coeruleus Fischer, Jahrb. Wiss. Anst. Hamburg, 2, 1884: 103, pl. 4, fig. 7.
 Type-locality: Cobán, Guatemala.
 1903 Drymobius boddaerti var modesta Werner, Abh. K. Bayer. Akad. Wiss. München, (2) 24: 346.
 Type-locality: Cobán, Guatemala.
 1941 Dryadophis melanolomus laevis—Stuart, Misc. Publ. Mus. Zool. Univ. Mich., 49: 86.

Distribution: Low and moderate elevations in mountains of Alta Verapaz, Guatemala.

Mastigodryas melanolomus tehuanae (Smith), new combination

1943 Dryadophis melanolomus tehuanae Smith, Proc. U. S. Nat. Mus., 93: 420. Type-locality: Cerro Guengola, Oaxaca, Mexico.

Distribution: Low and moderate elevations from Nayarit, Mexico, along Pacific slope south to western Guatemala.

MASTIGODRYAS PLEEI (Duméril, Bibron and Duméril), new combination
pleei group

- 1854 Dryadophis pleei Duméril, Bibron and Duméril, Erp. Gén., 7: 661. Type-locality: Venezuela.
 1870 Herpetodryas quinquelineatus Steindachner, Sitz. Math.-Naturwiss. Kl. Akad. Wiss. Wien, 61: 340. Type-locality: Rio Vaupés, [Brazil or Colombia].
 1877 Dromicus (Alsophis) maculivittis Peters, Monats. Akad. Wiss. Berlin, 1877: 458. Type-locality: Calabozo, Venezuela.
 1887 Alsophis pulcher Garman, Proc. Amer. Phil. Soc., 24: 283. Type-locality: Testigos Islands.
 1939 Dryadophis [pleei]—Stuart, Copeia, 1939: 55.
 1941 Dryadophis pleei—Stuart, Misc. Publ. Mus. Zool. Univ. Mich., 49: 53, pl. 3, figs. 1-2.

Distribution: Arid parts of Panama, Colombia, and Venezuela; also Margarita and Testigos Islands.

MASTIGODRYAS PULCHRICEPS (Cope), new combination
group unknown

- 1868 Masticophis pulchriceps Cope, Proc. Acad. Nat. Sci. Phila., 1868: 105. Type-locality: Plateau Valley of Quito, Ecuador.
 1905 Coluber fasciatus Rosen, Ann. Mag. Nat. Hist. (7) 15: 172, pl. 11, fig. 2. Type-locality: Ecuador.
 1939 Dryadophis [pulchriceps]—Stuart, Copeia, 1939: 55.
 1941 Dryadophis pulchriceps—Stuart, Misc. Publ. Mus. Zool. Univ. Mich., 49: 50, pl. 2, fig. 3.

Distribution: Guaymas Basin and more humid habitats of west central Ecuador.

MASTIGODRYAS SANGUIVENTRIS (Taylor), new combination
melanolomus group

- 1954 Dryadophis sanguiventris Taylor, Univ. Kansas Sci. Bull., 36: 722. Type-locality: Esquinas, Forest Reserve, Las Esquinas (between Palmar and Golfito), Punta Arenas Province, Costa Rica.

Distribution: Known from type locality and Los Diamantes, near Guápiles, Costa Rica.

Prepared by Janis Roze, American Museum of Natural History, New York, New York

MICRURUS Wagler

1824 Micrurus Wagler, in Spix, Sp. Nov. Serp. Bras.: 48. Type-species: Micrurus spixii Wagler.

Distribution: Southern United States throughout neotropical region to northern Argentina.

Content: Forty-six species, eight of which are extralimital.

Key to the species

Clave de especies

- | | |
|---|---|
| 1. Pattern of triads of black bands (black-white-black-white-black) separated by red bands on body-----2
Color pattern not forming triads-----16 | 1. Coloración de triadas de bandas negras (negro-blanco-negro-blanco-negro), separadas por bandas rojas, cubre todo el cuerpo-----2
Bandas negras no forman triadas-----16 |
| 2. Anal plate divided-----3
Anal plate undivided----- <u>hemprichii</u> | 2. Placa anal dividida-----3
Placa anal entera----- <u>hemprichii</u> |
| 3. First triad represented by more than one band-----4
Only last black band of first body triad present (first two black bands are absent)- <u>dissoleucus</u> | 3. Primera triada representada por más de una banda negra-----4
En primera triada solamente última banda negra presente (dos bandas negras anteriores ausentes)- <u>dissoleucus</u> |
| 4. First triad represented by two bands-----5
First triad complete, consisting of three black bands-----9 | 4. Primera triada representada por dos bandas negras-----5
Primera triada completa, formada por tres bandas negras-----9 |
| 5. More than nine triads on body-----6
Fewer than ten triads on body----- <u>spixii</u> | 5. Más de nueve triadas sobre el cuerpo-----6
Menos de diez triadas sobre el cuerpo---- <u>spixii</u> |
| 6. Dorsum of head black, including parietals-----7
Some light bands present on head-----8 | 6. Toda la parte superior de la cabeza negra, incluyendo parietales-----7
Bandas claras presentes en la parte superior de la cabeza-----8 |
| 7. Supra-anal tubercles present in males; fewer than 14 triads on body----- <u>dumerilii</u>
No supra-anal tubercles present; 14 or more triads on body----- <u>bocourti</u> | 7. Tubérculos supraanales presentes en machos; menos de 14 triadas sobre el cuerpo-- <u>dumerilii</u>
No hay tubérculos supraanales; 14 o más triadas sobre el cuerpo----- <u>bocourti</u> |
| 8. Temporals usually 0-1; white bands without black spots----- <u>decoratus</u>
Temporals 1-1; white bands with abundant black spots----- <u>elegans</u> | 8. Temporales usualmente 0-1; bandas blancas sin manchas negras----- <u>decoratus</u>
Temporales 1-1; bandas blancas con abundantes manchas negras----- <u>elegans</u> |
| 9. Several supracephalic scales black, not outlined by black; frontal wider than supraocular-----10
All supracephalic scales red, outlined by black; frontal not wider than supraocular; 6-9 complete triads on body----- <u>surinamensis</u> | 9. Varias escamas supracefálicas negras, sin bordes negros; frontal más ancha que supraocular-----10
Todas las escamas supracefálicas rojas con bordes negros; frontal no más ancha que supraocular; 6-9 triadas completas sobre el cuerpo----- <u>surinamensis</u> |
| 10. First triad normal; first white band not oblique-----11
First two black bands in first triad anchor shaped, outlining oblique first white band, which is interrupted or nearly interrupted on middorsal line; 12-21 black triads--- <u>ancoralis</u> | 10. Primera triada normal; primera banda blanca no oblicua-----11
Primeras dos bandas negras de primera triada forman una figura de ancla, primera banda blanca oblicua, interrumpida o casi interrumpida sobre línea media dorsal; 12-21 triadas negras sobre el cuerpo----- <u>ancoralis</u> |

11. No red band, or red and white bands present on supracephalic scales; first nuchal black band usually does not cover parietal tips-----12
Single red band or spot present on parietals; some light spots occasionally present on snout; first nuchal black band usually reaches and covers parietal tips-----52
12. Fewer than 269 ventrals in both sexes-----13
More than 270 ventrals in both sexes; 14-20 triads on body-----filiformis
13. Snout all black; white internasal band present, well outlined and regular; black supraocular band of different width followed by red that covers posterior part of parietals, posterior temporals and first dorsal scales-----14
No white internasal band, or when present, irregular, narrow and with black spots; parietals all black or with some light, irregular spots at least anteriorly-----15
14. Subcaudals fewer than 28, usually below 25; 7-9 black triads in males and 7-10 in females-----ibiboboca
Subcaudals 27 or more, usually over 30; exceptionally 8, usually more triads in both sexes-----lemniscatus
15. Snout black; irregular white internasal band includes anterior part of frontal and supraoculars; all or at least posterior part of parietals, temporals and at least first three rows of dorsals red, latter without or with barely visible black tips; 7-10 triads on body-----ibiboboca
Snout usually with some white spots; usually no internasal band, when present irregular and narrow, spotted with black and covering part of prefrontal; all or at least posterior part of parietals black; first dorsals usually red with large black tips; usually more than 10 triads-----frontalis
16. At least some bands present-----17
Body black with more than 130 rows of transverse white spots; no bands distinguishable-----margaritiferus
17. More than nine black bands present-----18
Fewer than 10 black bands on body-----latifasciatus
18. Head black (black cap present), including part or all of parietals; no light band interrupts black cap-----19
Black reduced on head, not or barely reaching parietals, or at least one light band crosses head on or anterior to parietals-----34
11. Sin banda roja o con bandas rojas y blancas en las escamas supracefálicas; primera banda negra nuchal usualmente no cubre los ápices parietales-----12
Con una sola banda o mancha roja en parietales, ocasionalmente con algunas manchas claras en el hocico; primera banda negra nuchal usualmente llega hasta y cubre los ápices parietales-----52
12. Menos de 269 ventrales en ambos sexos-----13
Más de 270 ventrales en ambos sexos; 14-20 triadas sobre el cuerpo-----filiformis
13. Todo el hocico negro; una banda internasal blanca presente, nítidamente formada y regular; banda supraocular negra de diferente ancho seguida por rojo que cubre la parte posterior de parietales, temporales posteriores y las primeras escamas dorsales-----14
Sin banda blanca internasal o, cuando presente, irregular, angosta y con manchas negras; todas las parietales negras o con algunas manchas claras irregulares por lo menos anteriormente-----15
14. Subcaudales menos de 28, usualmente menos de 25; 7-9 triadas negras en machos y 7-10 en hembras-----ibiboboca
Subcaudales 27 o más, usualmente más de 30; excepcionalmente 8, usualmente más triadas en ambos sexos-----lemniscatus
15. Hocico negro; con banda internasal blanca irregular que incluye la parte anterior de frontal y supraoculares; todas o por lo menos la parte posterior de las parietales rojas como también las temporales y por lo menos las tres primeras dorsales que no poseen ápices negros o ápices negros apenas perceptibles; 7-10 triadas sobre el cuerpo-----ibiboboca
Hocico usualmente con algunas manchas blancas; sin banda internasal o cuando presente, irregular, angosta y manchada de negro, cubre parte de prefrontales; todas o por lo menos la parte posterior de parietales negras; las primeras dorsales usualmente rojas con ápices de escamas conspicuamente negros; usualmente más de 10 triadas-----frontalis
16. Por lo menos algunas bandas presentes-----17
Cuerpo negro con más de 130 hileras de manchas blancas transversales; no hay bandas regulares sobre el cuerpo-----margaritiferus
17. Más de nueve bandas negras presentes-----18
Menos de 10 bandas negras sobre el cuerpo-----latifasciatus
18. Cabeza negra (con casquete negro), incluyendo parte o todas las parietales; ninguna banda clara interrumpe el casquete negro-----19
Color negro sobre la cabeza reducido, sin llegar o apenas llegando a parietales, o por lo menos una banda clara cruza las parietales o delante de ellas-----34

19. Solid black color reaches beyond parietals, including one or more dorsal scale rows, all temporals and almost all supralabials---20
Black usually does not cover all temporals, or with some light spots on supracephalic scales, or black on posterior part of parietals reduced; only few supralabials black; black tips on red scales present or absent-----21
20. Black bands cover 10 or more dorsal scales; red scales with black tips-----putumayensis
Black bands cover fewer than 10 dorsals; no black tips on red scales-----averyi
21. Fewer than 70 black bands in males; fewer than 80 in females-----22
More than 74 black bands in males; more than 84 in females-----albicinctus
22. Some infracephalic scales always black, particularly infralabials-----23
All infracephalic scales white, some outlined with salt and pepper borders; 13-20 black body bands in both sexes-----clarki
23. More than 31 black bands in males; more than 33 in females-----24
Fewer than 32 black bands in males; fewer than 32 in females-----26
24. Narrow white bands usually present on body, delimiting black bands; no small white supra-cephalic spots, but snout occasionally lighter than rest of head; usually not more than 30 black bands in males (occasionally up to 38), fewer than 35 in females (occasionally up to 42)-----25
Black bands delimited by transverse rows of white spots; red bands either present or replaced by black; some small white spots usually present on supracephalic scales, particularly supraoculars; 32-67 black bands in males, 35-79 in females-----langsdorffi
25. Ventrals 200-216 in males, 225-234 in females; 24-38 black bands in males, 30-42 in females-----steindachneri
Ventrals 180-200 in males, 192-218 in females; 15-22 black bands in males, 22-41 in females-----psyches
26. Black cap does not cover all of parietals; posterior border of black cap usually angular-----27
Black head cap covers all of parietals-----29
27. Subcaudals 31 or more in females, 46 or more in males; supra-anal tubercles present at least in males-----28
Subcaudals 26-31 in females, 41-47 in males; no supra-anal tubercles present-----corallinus
19. Color negro sólido llega más allá de parietales, incluyendo una o más dorsales, todas las temporales y casi todas las supralabiales-----20
El negro usualmente no cubre todas las temporales, o existen manchas claras sobre las escamas supracefálicas, o el negro está reducido sobre la parte posterior de las parietales; sólo unas pocas supralabiales negras; ápices negros sobre las escamas rojas presentes o ausentes-----21
20. Las bandas negras ocupan diez o más escamas dorsales; escamas rojas con ápices negros-----putumayensis
Las bandas negras ocupan menos de diez escamas dorsales; sin ápices negros-----averyi
21. Menos de 70 bandas negras en machos, y menos de 80 en hembras-----22
Más de 74 bandas negras en machos, y más de 84 en hembras-----albicinctus
22. Algunas escamas infracefálicas siempre negras, sobre todo las infralabiales-----23
Todas las escamas infracefálicas blancas, algunas delimitadas por un borde salpicado negrozco; 13-20 bandas negras en ambos sexos-----clarki
23. Más de 31 bandas negras en machos; más de 33 en hembras-----24
Menos de 32 bandas negras en machos; menos de 32 en hembras-----26
24. Con bandas blancas angostas sobre el cuerpo, separando las negras; sin manchas claras supracefálicas, pero el hocico ocasionalmente más claro que el resto de la cabeza; usualmente menos de 30 bandas negras en machos (ocasionalmente hasta 38), menos de 35 en hembras (ocasionalmente hasta 42)-----25
Bandas negras delimitadas por hileras transversales de manchas blancas; bandas rojas presentes o reemplazadas por negras; algunas manchas claras usualmente presentes sobre escamas supracefálicas, particularmente las supraoculares; 32-67 bandas negras en machos, 35-79 en hembras-----langsdorffi
25. Ventrals 200-216 en machos, 225-234 en hembras; 24-38 bandas negras en machos, 30-42 en hembras-----steindachneri
Ventrals 180-200 en machos, 192-218 en hembras; 15-22 bandas negras en machos, 22-41 en hembras-----psyches
26. Casquete negro no cubre todas las parietales; borde posterior de casquete usualmente angular-----27
Casquete negro cubre todas las parietales-----29
27. Subcaudales 31 o más en hembras, 46 o más en machos; tubérculos supraanales presentes por lo menos en machos-----28
Subcaudales 26-31 en hembras, 41-47 en machos; sin tubérculos supraanales-----corallinus

28. Supra-anal tubercles present only in males; ventrals 177-204 in males, 194-217 in females-----dumerilii
Supra-anal tubercles present in both sexes; 209-224 ventrals in males, 221-237 in females-----alleni
29. Supra-anal tubercles present in either both sexes or in males only-----30
No supra-anal tubercles present-----31
30. Supra-anal tubercles present in both sexes; 209-224 ventrals in males and 221-237 in females-----alleni
Supra-anal tubercles present only in males; 177-204 ventrals in males and 194-217 in females-----dumerilii
31. More than 21 black bands in males, 200 or more ventrals in males, or when fewer than 200, then more than 24 black bands-----32
Fewer than 23 black bands in males, 180-200 ventrals in males, and 192-218 in females-----psyches
32. Ventrals 206 or more in both sexes, or when fewer than 206, then 30 or more black bands in females-----33
Ventrals 205 or fewer in both sexes; 18-27 black bands in females-----peruvianus
33. Red bands usually melanistic, dark purple or nearly black; 30-42 black bands in females, 24-38 in males-----steindachneri
Red bands not melanistic, with regular black tips; 26-31 black bands in females and 22-28 in males-----mertensi
34. Only one light band crosses dorsal head scales, separating black of snout from first black nuchal band-----35
At least two light bands cross dorsal head scales anterior to first nuchal black band; ocular-frontal band or spot very irregular with sinuous outline-----spurelli
35. More than 190 ventrals in males, more than 208 in females, or if fewer in either sex, then fewer than 17 black bands-----36
Ventrals 180-187 in males, 200-205 in females; 29-45 black bands in both sexes-----ruatanus
36. More than 38 subcaudals in males, usually more than 31 subcaudals in females, or if fewer, then fewer than 221 ventrals-----37
Subcaudals 27-38 in males, 23-30 in females; 37-80 black bands in both sexes; 222-335 ventrals in females-----mipartitus
37. Bands of only two colors present on body, either black-white (yellow) or black-red----38
Black, red, and white (yellow) bands present on body-----41
28. Tubérculos supraanales presentes sólo en machos; 177-204 ventrales en machos, 194-217 en hembras-----dumerilii
Tubérculos supraanales presentes en ambos sexos; 209-224 ventrales en machos, 221-237 en hembras-----alleni
29. Tubérculos supraanales presentes en ambos sexos o sólo en machos-----30
Sin tubérculos supraanales-----31
30. Tubérculos supraanales presentes en ambos sexos; 209-224 ventrales en machos, 221-237 en hembras-----alleni
Tubérculos supraanales presentes sólo en machos; 177-204 ventrales en machos, 194-217 en hembras-----dumerilii
31. Bandas negras 22 o más en machos; 200 o más ventrales en machos, o, cuando menos, entonces más de 24 bandas negras-----32
Bandas negras 22 o menos en machos; 180-200 ventrales en machos, 192-218 en hembras-----psyches
32. Ventrales 206 o más en ambos sexos, o, cuando menos, entonces 30 o más bandas negras en hembras-----33
Ventrales 205 o menos en ambos sexos; 18-27 bandas negras en hembras-----peruvianus
33. Bandas rojas usualmente melanísticas, morado oscuro o casi negras; 30-42 bandas negras en hembras, 24-38 en machos-----steindachneri
Bandas rojas no melanísticas, pero con ápices negros regulares; 26-31 bandas negras en hembras, 22-28 en machos-----mertensi
34. Sólo una banda clara cruza las escamas supra-cefálicas, separando la coloración negra del hocico de la primera banda nuchal negra-----35
Por lo menos dos bandas claras cruzan las escamas supracefálicas hasta los ápices parietales y delante de la primera banda nuchal negra; banda o mancha ocular-frontal muy irregular con borde sinuoso-----spurelli
35. Más de 190 ventrales en machos, más de 208 en hembras, o, cuando menos en ambos sexos, entonces menos de 17 bandas negras-----36
Ventrals 180-187 en machos, 200-205 en hembras; 29-45 bandas negras en ambos sexos-----ruatanus
36. Más de 38 subcaudales en machos, usualmente más de 31 subcaudales en hembras, o cuando menos, entonces menos de 221 ventrales en hembras--37
Subcaudales 27-38 en machos, 23-30 en hembras; 37-80 bandas negras en ambos sexos; 222-335 ventrales en hembras-----mipartitus
37. Solamente bandas de dos colores presentes sobre el cuerpo, negro-blanco (amarillo) o negro-rojo-----38
Bandas negras, rojas y blancas (amarillas) presentes sobre el cuerpo-----41

MICRURUS

38. All or most of parietals red; red and black bands on body-----39
Narrow white band covers part of parietals, rest of head black; more than 20 black bands on body, separated by white-----annellatus
39. Black bands shorter than or as wide as red---40
Black bands dorsally two or more times wider than red; 224 or more ventrals in males; 13-21 black bands in both sexes-----stewarti
40. More than 39 black bands on body-----diastema
Fewer than 30 black bands-----nigrocinctus
41. Posterior border of black snout color without posterior extension along parietal suture; supra-anal tubercles absent or present in males only-----42
Black snout color extends back into point along parietal suture; supra-anal tubercles present in both sexes; 209-224 ventrals in males, 221-237 in females-----alleni
42. More than 23 black bands in both sexes-----43
Fewer than 24 black bands in both sexes-----46
43. Usually fewer than 224 ventrals in females and usually fewer than 206 ventrales in males, or if more, then more than 27 black bands on body-----44
Ventrals 224 or more in females, 206-215 in males; not more than 27 black bands on body-----browni
44. No supra-anal tubercles in males; usually more than 24 black bands in both sexes-----45
Supra-anal tubercles present in males; fewer than 26 black bands on body-----nigrocinctus
45. Subcaudals 38-48 in males, 26-35 in females-----annellatus
Subcaudals 48-57 in males, 37-43 in females-----diastema
46. Fewer than 206 ventrals in males, 221 in females-----47
More than 205 ventrals in males, 221 in females-----49
47. No supra-anal tubercles; usually 1-2 temporals; black tips on red scales absent or present--48
Supra-anal tubercles present in males; usually 1-1 temporals; black tips on red scales usually present-----nigrocinctus
48. Black bands 12-16 in both sexes; no black tips or hardly any on red scales-----hippocrepis
Black bands 19 or more in both sexes; conspicuous black tips always present-----annellatus
49. Ventrals 206 or more in males, more than 223 in females-----50
Ventrals 180-205 in males, 197-223 in females-----nigrocinctus
38. Todas o mayor parte de parietales rojas; bandas rojas y negras sobre el cuerpo-----39
Una banda blanca angosta presente sobre parte de las parietales, resto de la cabeza negro; más de 20 bandas negras sobre el cuerpo, separadas por bandas blancas-----annellatus
39. Bandas negras iguales o más angostas que las rojas-----40
Dorsalmente, las bandas negras dos o más veces más anchas que las rojas; 224 o más ventrales en hembras, 13-21 bandas negras en ambos sexos-----stewarti
40. Más de 39 bandas negras sobre el cuerpo-----diastema
Menos de 30 bandas negras-----nigrocinctus
41. Borde posterior de la coloración negra del hocico recto o sinuoso no llega hasta parietales; tubérculos ausentes o presentes solamente en machos-----42
Coloración negra del hocico se proyecta a lo largo de sutura parietal en ángulo; tubérculos supraanales presentes en ambos sexos; 209-224 ventrales en machos, 221-237 en hembras--alleni
42. Más de 23 bandas negras en ambos sexos-----43
Menos de 24 bandas negras en ambos sexos-----46
43. Usualmente menos de 224 ventrales en hembras, usualmente menos de 206 en machos, o, cuando más, entonces más de 27 bandas negras sobre el cuerpo-----44
Ventrals 224 o más en hembras, 206-215 ventrales en machos; no más de 27 bandas negras sobre el cuerpo-----browni
44. Sin tubérculos supraanales en machos; usualmente más de 24 bandas negras en ambos sexos--45
Tubérculos supraanales presentes en machos; no más de 26 bandas negras en machos, no más de 26 en hembras-----nigrocinctus
45. Subcaudales 38-48 en machos, 26-35 en hembras--annellatus
Subcaudales 48-57 en machos, 37-43 en hembras--diastema
46. Menos de 206 ventrales en machos y menos de 221 en hembras-----47
Más de 205 ventrales en machos y más de 221 en hembras-----49
47. Sin tubérculos supraanales; usualmente 1-2 temporales; ápices negros sobre escamas rojas presentes o ausentes-----48
Tubérculos supraanales presentes en machos, usualmente 1-1 temporales; usualmente hay ápices negros sobre las escamas rojas-----nigrocinctus
48. Bandas negras 12-16 en ambos sexos; sin ápices negros sobre las escamas rojas, o ápices negros apenas perceptibles-----hippocrepis
Bandas negras 19 o más en ambos sexos; ápices negros conspicuos siempre presentes--annellatus
49. Ventrals 206 o más en machos, más de 223 en hembras-----50
Ventrals 180-205 en machos, 197-223 en hembras-----nigrocinctus

50. Black bands 15 or more on body, four or more on tail in males; 17-27 black body bands, usually more than four on tail in females; usually 1-1 sometimes 1-2 temporals-----51
Black bands 13-14 on body, four on tail in males; 16-19 on body, 3-4 on tail in females; usually 1-2 temporals-----stuarti
51. Ventrals 213-217 in males; 31-35 subcaudals in females; some irregular black tips always present on red scales; belly usually with some dark spots; 1-1 temporals-----nigrocinctus
Ventrals 206-213 in males; 34-38 subcaudals in females; no black tips or few and small present on red scales; belly without black spots usually; frequently 1-2, sometimes 1-1 temporals-----browni
52. White (yellow) bands as wide as or usually wider than black body bands-----isozonus
White (yellow) bands narrower than black body bands-----tschudii
50. Bandas negras 15 o más sobre el cuerpo, cuatro o más sobre la cola en machos; 17-27 bandas negras sobre el cuerpo y, usualmente, más de cuatro sobre la cola en hembras; usualmente 1-1, ocasionalmente 1-2 temporales-----51
Bandas negras 13-14 sobre el cuerpo, cuatro sobre la cola en machos; 16-19 sobre el cuerpo, 3-4 sobre la cola en hembras; usualmente 1-2 temporales-----stuarti
51. Ventrals 213-217 en machos; 31-35 subcaudales en hembras; algunos ápices negros irregulares siempre presentes sobre las escamas rojas; vientre usualmente con algunas manchas oscuras; 1-1 temporales-----nigrocinctus
Ventrals 206-213 en machos; 34-38 subcaudales en hembras; sin ápices negros o con ápices negros pequeños y pocos; vientre usualmente sin manchas oscuras; frecuentemente hay 1-2, ocasionalmente 1-1 temporales-----browni
52. Bandas blancas (amarillas) tan anchas como o, usualmente, más anchas que las bandas negras del cuerpo-----isozonus
Bandas blancas (amarillas) más angostas que las bandas negras del cuerpo-----tschudii

MICRURUS ALBICINCTUS Amaral

- 1926 Micrurus albicinctus Amaral, Comm. Linh. Telegr. Mato Grosso, Publ. 84, annex 5: 26, figs. 7-10.
Type-locality: None given; collection containing type came from northern and central Mato Grosso, Brazil.

1938 Micrurus waehnerorum Meise, Zool. Anz., 123: 20. Type-locality: São Paulo de Olivença, Brazil.

Distribution: From Mato Grosso to region of São Paulo de Olivença, Brazil.

MICRURUS ALLENI Schmidt

- 1936 Micrurus nigrocinctus alleni Schmidt, Zool. Ser. Field Mus. Nat. Hist., 20: 209, fig. 25. Type-locality: Río Mico, seven mi above Rama, Siquía District, Nicaragua.
1951 [Micrurus alleni]—Taylor, Univ. Kansas Sci. Bull., 34: 172.

Distribution: Nicaragua, Costa Rica, and Panama.

Content: Two subspecies.

Key to the subspecies

1. Ventrals 229-237 in females, 214-224 in males; black bands 15-20 in females; subcaudals 50-55 in males-----alleni
Ventrals 221-230 in females, 209-215 in males; black bands 20-28 in females; subcaudals 48-50 in males-----yatesi

Clave de subespecies

1. Ventrals 229-237 en hembras, 214-224 en machos; bandas negras 15-20 en hembras; subcaudales 50-55 en machos-----alleni
Ventrals 221-230 en hembras, 209-215 en machos; bandas negras 20-28 en hembras; subcaudales 48-50 en machos-----yatesi

Micrurus alleni alleni Schmidt

1951 [Micrurus] alleni alleni—Taylor, Univ. Kansas Sci. Bull., 34: 172.

1951 Micrurus alleni richardi Taylor, Univ. Kansas Sci. Bull., 34: 169, pl. 23, fig. 7. Type-locality: Los Diamantes, 2 km south of Guápiles, Costa Rica.

Distribution: Atlantic slopes of Nicaragua, Costa Rica, and northwestern Panama.

Micrurus alleni yatesi Dunn

1942 Micrurus nigrocinctus yatesi Dunn, Notulae Nat., 108: 8. Type-locality: Farm Two, Chiriquí Land Co., near Puerto Armuelles, Chiriquí, Panama.

1967 Micrurus alleni yatesi—Roze, Amer. Mus. Novitates, 2287: 6.

Distribution: Pacific slopes of southeastern Costa Rica and southwestern Panama.

MICRURUS

MICRURUS ANCORALIS (Jan)

- 1872 Elaps marcgravii var. ancoralis Jan, in Jan and Sordelli, Icon. Gén. Ophid., Livr. 42: pl. 4, fig. 2. Type-locality: Ecuador
 1925 Micrurus ancoralis—Amaral, Proc. U.S. Nat. Mus., 67: 19.

Distribution: Eastern Panama to northwestern Ecuador, west of Andes.

Content: Two subspecies.

Key to the subspecies

1. Black body bands 16-20 in males, 17-21 in females-----ancoralis
 Black bands 12-15 in males, 14-16 in females-----jani

Clave de subspecies

1. Bandas negras sobre el cuerpo 16-20 en machos, 17-21 en hembras-----ancoralis
 Bandas negras sobre el cuerpo 12-15 en machos, 14-16 en hembras-----jani

Micrurus ancoralis ancoralis (Jan)

- 1898 Elaps rosenbergi Boulenger, Proc. Zool. Soc. London, 1898: 117, pl. 13. Type-locality: Paramba, Esmeraldas Province, Ecuador.
 1936 Micrurus ancoralis ancoralis—Schmidt, Zool. Ser. Field Mus. Nat. Hist., 20: 197.

Distribution: Rain forests of northwestern Ecuador.

Micrurus ancoralis jani Schmidt

- 1936 Micrurus ancoralis jani Schmidt, Zool. Ser. Field Mus. Nat. Hist., 20: 197. Type-locality: Andagoya, Chocó, Colombia.

Distribution: Eastern Panama to Chocó region of western Colombia.

MICRURUS ANNELLATUS (Peters)

- 1871 Elaps annellatus Peters, Monats. Akad. Wiss. Berlin, 1871: 402. Type-locality: Pozuzo, Peru.
 1929 Micrurus annellatus—Amaral, Mem. Inst. Butantan, 4: 228.

Distribution: Moderate elevations on Amazonian slopes of Andes, from Ecuador to Bolivia.

Content: Four subspecies.

Key to the subspecies

1. Black body bands fewer than 41 in males and 49 in females-----2
 Black body bands 41-61 in males, 49-83 in females-----annellatus
 2. Two postoculars-----3
 One postocular-----balzani
 3. Usually 1-2 temporals; light band covers more than 50% of parietals-----bolivianus
 Usually 1-1 temporals; light band covers less than 50% of parietals-----montanus

Clave de subspecies

1. Bandas negras sobre el cuerpo menos de 41 en machos, menos de 49 en hembras-----2
 Bandas negras sobre el cuerpo 41-61 en machos, 49-83 en hembras-----annellatus
 2. Dos postoculares-----3
 Un postocular-----balzani
 3. Temporales usualmente 1-2; banda clara cubre más de 50% de parietales--bolivianus
 Temporales usualmente 1-1; banda clara cubre menos de 50% de parietales--montanus

Micrurus annellatus annellatus (Peters)

- 1954 Micrurus annellatus annellatus—Schmidt, Fieldiana: Zool., 34: 322, fig. 62.

Distribution: Southern Ecuador to central Peru.

Micrurus annellatus balzani (Boulenger)

- 1898 Elaps balzani Boulenger, Ann. Mus. Stor. Nat. Genova, (2) 19: 130. Type-locality: Yungas, Bolivia.
 1902 Elaps regularis Boulenger, Ann. Mag. Nat. Hist., (7) 10: 402. Type-locality: Chulumani, Bolivia, 2000 m.
 1936 Micrurus balzani—Schmidt, Zool. Ser. Field Mus. Nat. Hist., 20: 192.
 1967 Micrurus annellatus balzani—Roze, Amer. Mus. Novitates, 2287: 6.

Distribution: Western Bolivia.

Micrurus annellatus bolivianus Roze

- 1967 Micrurus annellatus bolivianus Roze, Amer. Mus. Novitates, 2287: 7, fig. 2. Type-locality: Río Charobamba, about 50 km northeast of Zudañez, Chuquisaca, Bolivia.

Distribution: Western Bolivia, south of area occupied by M. a. balzani.

Micrurus annellatus montanus Schmidt

- 1954 Micrurus annellatus montanus Schmidt, Fieldiana: Zool., 34: 322. Type-locality: Camp Four, about ten km north of Santo Domingo Mine, Puno, Peru, 2000 m.

Distribution: Southeastern Peru to central Bolivia.

MICRURUS AVERYI Schmidt

- 1939 Micrurus averyi Schmidt, Zool. Ser. Field Mus. Nat. Hist., 24: 45, fig. 5. Type-locality: At head of Itabu Creek, Courantyne District, Guyana, 2000 ft (near Brazilian border, at Lat. 1°40' N and Long. 58° W).

Distribution: Known only from type-locality.

MICRURUS BOCOURTI (Jan)

- 1872 Elaps Bocourti Jan, in Jan and Sordelli, Icon. Gén. Ophid., Livr. 42: pl. 6, fig. 2. Type-locality: Unknown, restricted to Río Daule, Guayas Province, Ecuador, by Roze, Amer. Mus. Novitates, 2287, 1967, 8.
 1967 [Micrurus bocourti]—Roze, Amer. Mus. Novitates, 2287: 8.

Distribution: A disjunct distribution; known from western Ecuador and northern Colombia.

Content: Two subspecies.

Key to the subspecies

1. Ventrals 197-206 in males, 32-35 subcaudals in females-----bocourti
 Ventrals 190-196 in males, 35-37 subcaudals in females-----sangilensis

Clave de subespecies

1. Ventrals 197-206 en machos; subcaudales 32-35 en hembras-----bocourti
 Ventrals 190-196 en machos; subcaudales 35-37 en hembras-----sangilensis

Micrurus bocourti bocourti (Jan)

- 1936 Micrurus ecuadorianus Schmidt, Zool. Ser. Field Mus. Nat. Hist., 20: 196. Type-locality: Río Daule, Guayas Province, Ecuador.
 1967 Micrurus bocourti bocourti—Roze, Amer. Mus. Novitates, 2287: 8.

Distribution: Western Ecuador.

Micrurus bocourti sangilensis Nicéforo-María

- 1942 Micrurus ecuadorianus sangilensis Nicéforo-María, Rev. Acad. Colomb. Cien. Exact. Fis. Nat., 5: 98, pl. 3, fig. 10. Type-locality: San Gil, Santander, Colombia.
 1967 Micrurus bocourti sangilensis—Roze, Amer. Mus. Novitates, 2287: 8.

Distribution: Region between Cordilleras Central and Oriental, northern Colombia.

MICRURUS

MICRURUS BROWNI Schmidt and Smith

1943 Micrurus browni Schmidt and Smith, Zool. Ser. Field Mus. Nat. Hist., 29: 29. Type-locality: Chilpancingo, Guerrero, Mexico.

Distribution: Pacific Mexico from Guerrero south to western Guatemala.

Content: Three subspecies, one of which (taylori Schmidt and Smith) is extralimital.

Key to the subspecies

Clave de subspecies

- | | |
|--|---|
| 1. Subcaudals 51-58----- <u>importunus</u> | 1. Subcaudales 51-58----- <u>importunus</u> |
| Subcaudals 46-51----- <u>browni</u> | Subcaudales 46-51----- <u>browni</u> |

Micrurus browni browni Schmidt and Smith

1967 Micrurus browni browni—Roze, Amer. Mus. Novitates, 2287: 11.

Distribution: Sierra Madre del Sur of central Guerrero south to mountains of western Guatemala.

Micrurus browni importunus Roze

1967 Micrurus browni importunus Roze, Amer. Mus. Novitates, 2287: 11, fig. 4. Type-locality: Dueñas, about 25 km west-southwest of Guatemala City, in Antigua Basin, Sacatepequez, Guatemala.

Distribution: Known only from type locality.

MICRURUS CLARKI Schmidt

1936 Micrurus clarki Schmidt, Zool. Ser. Field Mus. Nat. Hist., 20: 211. Type-locality: Yavisa, Darién, Panama.

Distribution: Eastern Costa Rica to western Colombia.

MICRURUS CORALLINUS (Merrem)

1820 Elaps corallinus Merrem, Tentamen Systematis Amphibiorum: 144. Type-locality: Brazil; given as Rio de Janeiro, Cabo Frio, Brazil, by Roze, Amer. Mus. Novitates, 2287, 1967, 13.

1925 Micrurus corallinus—Amaral, Proc. U.S. Nat. Mus., 67: 20.

Distribution: Brazil south of Amazon Basin to Uruguay and northeastern Misiones, Argentina.

MICRURUS DECORATUS (Jan)

1858 Elaps decoratus Jan, Rev. Mag. Zool., (2) 10: 525, pl. 8. Type-locality: Mexico (in error).

1921 Elaps fischeri Amaral, Anex. Mem. Inst. Butantan, 1: 59, pl. 2, figs. 1-5. Type-locality: Fazenda Bonito, Serra Bocaina, São Paulo, Brazil.

1923 Elaps ezequieli Lutz and Mello, Folha Medica, 4: 2. Type-locality: Caxambú, Serra da Mantiqueira, Minas Gerais, Brazil.

1926 Micrurus decoratus—Amaral, Rev. Mus. Paulista, 14: 32.

Distribution: Eastern Brazil, from Rio de Janeiro to Santa Catarina.

MICRURUS DIASTEMA (Duméril, Bibron and Duméril)

1854 Elaps Diastema Duméril, Bibron and Duméril, Erp. Gén., 7: 1222. Type-locality: Mexico (restricted to Colima, Mexico, by Schmidt, Zool. Ser. Field Mus. Nat. Hist., 20, 1933, 39; Roze, Amer. Mus. Novitates, 2287, 1967, 14 points out that this locality is far outside the range of the typical subspecies).

1933 Micrurus diastema—Schmidt, Zool. Ser. Field Mus. Nat. Hist., 20: 36.

Distribution: Caribbean slopes from Veracruz to Honduras, including Yucatán Peninsula.

Content: Seven subspecies, of which four (the nominate subspecies, affinis Jan, alienus Werner, and macdougalli Roze) are extralimital.

Key to the subspecies

1. Fewer than 40 black bands in both sexes---2
Black bands 40-59 in males, 44-61 in
females-----apiatus
2. More or less perfect narrow black central
band present between two regular black
body bands, dividing red band in two and
formed by concentration of black tips;
black bands 31-34 in females-----aglaeope
No central black band within red band;
occasionally black tips concentrated
around middle of red band; black bands 24-
33 in females, usually fewer than 30-----
-----sapperi

Clave de subspecies

1. Menos de 40 bandas negras en ambos sexos--2
Bandas negras 40-59 en machos, 44-61 en
hembras-----apiatus
2. Con banda central negra angosta más o menos
perfecta entre dos bandas negras regulares
del cuerpo, dividiendo la banda roja en
dos y formada por concentración de ápices
negros; 31-34 bandas negras en hembras----
-----aglaeope
Sin banda negra central en el rojo, oca-
sionalmente ápices negros se concentran
aproximadamente en el medio de la banda
roja; 24-33 bandas negras en hembras,
usualmente menos de 30-----sapperi

Micrurus diastema aglaeope (Cope)

1860 Elaps aglaeope Cope, Proc. Acad. Nat. Sci. Phila., 1859: 344. Type-locality: Honduras.
1967 Micrurus diastema aglaeope—Roze, Amer. Mus. Novitates, 2287: 15.

Distribution: Mountains of northwestern Honduras.

Micrurus diastema apiatus (Jan)

1858 Elaps apiatus Jan, Rev. Mag. Zool., (2) 10: 522. Type-locality: Veracruz, Mexico (shown to
be a lapsus for Verapaz, Guatemala, by Schmidt, Zool. Ser. Field Mus. Nat. Hist., 20, 1933,
38; later restricted to Cobán, Guatemala, by Smith and Taylor, Univ. Kansas Sci. Bull., 33,
1950, 317).
1967 Micrurus diastema apiatus—Roze, Amer. Mus. Novitates, 2287: 15.

Distribution: Caribbean slope from Chiapas, Mexico, to central Guatemala; may also occur in
Tabasco and Veracruz, Mexico, according to Roze, l.c.

Micrurus diastema sapperi (Werner)

1903 Elaps fulvius var. sapperi Werner, Zool. Anz., 26: 350. Type-locality: Guatemala.
1927 Elaps guatemalensis Ahl, Zool. Anz., 70: 251. Type-locality: Guatemala.
1933 Micrurus affinis stantoni Schmidt, Zool. Ser. Field Mus. Nat. Hist., 20: 36. Type-locality:
Belize, British Honduras.
1967 Micrurus diastema sapperi—Roze, Amer. Mus. Novitates, 2287: 17.

Distribution: Southern Veracruz to lowlands of northern Guatemala and British Honduras,
omitting Yucatán Peninsula.

MICRURUS DISSOLEUCUS (Cope)

1860 Elaps dissoleucus Cope, Proc. Acad. Nat. Sci. Phila., 1859: 345. Type-locality: Venezuela
(restricted to Maracaibo, Zulia, Venezuela, by Roze, Acta Biol. Venezuelica, 1, 1955, 478).
1925 Micrurus dissoleucus—Amaral, Proc. U.S. Nat. Mus., 47: 18.

Distribution: Caribbean slopes from Panama Canal Zone to eastern Venezuela.

Content: Four subspecies.

Key to the subspecies

1. Subcaudals more than 22 in males; usually
more than 18 in females-----2
Subcaudals 21-22 in males, 17-19 in females
-----melanogenys
2. Usually eight or more triads in both sexes-
-----3
Triads 6-8 in both sexes-----nigrirostris

Clave de subspecies

1. Subcaudales más de 22 en machos; usualmente
más de 18 en hembras-----2
Subcaudales 21-22 en machos; 17-19 en
hembras-----melanogenys
2. Usualmente ocho o más triadas en ambos
sexos-----3
Triadas 6-8 en ambos sexos-----nigrirostris

3. Subcaudals fewer than 20 in females; ventrals usually more than 212 in females-----dunni
Subcaudals more than 20 in females; ventrals 201-212 in females-----dissoleucus
3. Subcaudales menos de 20 en hembras; generalmente más de 212 ventrales en hembras-----dunni
Más de 20 subcaudales en hembras; 201-212 ventrales en hembras-----dissoleucus

Micrurus dissoleucus dissoleucus (Cope)

1936 Micrurus dissoleucus dissoleucus—Schmidt, Zool. Ser. Field Mus. Nat. Hist., 20: 202.

Distribution: Northeastern Colombia to eastern Venezuela.

Micrurus dissoleucus dunni Barbour

1923 Micrurus dunni Barbour, Occ. Pap. Mus. Zool. Univ. Mich., 129: 15. Type-locality: Ancón, Panama Canal Zone, Panama.

1936 Micrurus dissoleucus dunni—Schmidt, Zool. Ser. Field Mus. Nat. Hist., 20: 203.

Distribution: Canal Zone to eastern Panama.

Micrurus dissoleucus melanogenys (Cope)

1860 Elaps melanogenys Cope, Proc. Acad. Nat. Sci. Phila., 1860: 72. Type-locality: Unknown; restricted to Santa Marta region, Colombia, by Schmidt, Fieldiana, Zool., 34, 1955, 355.

1916 Elaps hollandi Griffin, Mem. Carnegie Mus., 7: 218, pl. 28, figs. 10-12. Type-locality: Bonda, Colombia.

1936 Micrurus dissoleucus melanogenys—Schmidt, Zool. Ser. Field Mus. Nat. Hist., 20: 203.

Distribution: Santa Marta region of Colombia.

Micrurus dissoleucus nigrirostris Schmidt

1858 Elaps gravenhorsti Jan, Rev. Mag. Zool., (2) 10: 523. Type-locality: Brazil (in error).¹

1955 Micrurus dissoleucus nigrirostris Schmidt, Fieldiana, Zool., 34: 355. Type-locality: Barranquilla, Colombia.

Distribution: Lower Magdalena region, northern Colombia.

MICRURUS DUMERILII (Jan)

1858 Elaps dumerilii Jan, Rev. Mag. Zool., (2) 10: 522. Type-locality: Cartagena, Colombia.

1922 Micrurus dumerilii—Ruthven, Misc. Publ. Mus. Zool. Univ. Mich., 8: 68.

Distribution: Northern Venezuela around northern end of Andes in Colombia and south along Pacific slope to Ecuador.

Content: Five subspecies.

Comment: The oldest available name for this species is dumerilii Jan, and it replaces carinicaudus Schmidt, used by Roze, Amer. Mus. Novitates, 22B7, 1967, 13.

Key to the subspecies

Clave de subspecies

- | | |
|---|--|
| <p>1. Black bands not in triads-----2
Black bands in triads-----4</p> <p>2. First black nuchal band usually complete;
most infracephalic scales light-----3
First black nuchal band absent or reduced;
usually most infracephalic scales
blackened-----<u>antioquiensis</u></p> | <p>1. Bandas negras no en triadas-----2
Bandas negras en triadas-----4</p> <p>2. Primera banda nuchal negra usualmente completa;
mayoría de escamas infracefálicas
claras-----3
Primera banda nuchal negra ausente o reducida;
usualmente mayoría de escamas infracefálicas
negruzcas-----<u>antioquiensis</u></p> |
|---|--|

¹Roze, Amer. Mus. Novitates, 2287, 1967, 18, suspects that this species probably belongs within this taxon, but he plans to petition to the International Commission on Zoological Nomenclature, asking that it be set aside.

- | | |
|---|---|
| <p>3. Black bands 11-16 in males and 15-21 in females; yellow (white) and red bands among black bands on tail-----<u>transandinus</u>
Black bands 15-24 in males and 19-25 in females; usually only yellow (white) and black bands on tail-----<u>carinicauda</u></p> <p>4. Fewer than 187 ventrals in males, fewer than 208 in females-----<u>colombianus</u>
More than 189 ventrals in males, more than 208 in females-----<u>dumerilii</u></p> | <p>3. Bandas negras 11-16 en machos, 15-21 en hembras; bandas amarillas (blancas) y rojas entre las bandas negras de la cola-----<u>transandinus</u>
Bandas negras 15-24 en machos y 19-25 en hembras; usualmente sólo bandas amarillas (blancas) y negras en la cola--<u>carinicauda</u></p> <p>4. Menos de 187 ventrales en machos, menos de 208 en hembras-----<u>colombianus</u>
Más de 189 ventrales en machos, más de 208 en hembras-----<u>dumerilii</u></p> |
|---|---|

Micrurus dumerilii dumerilii (Jan), new combination

1967 Micrurus carinicauda dumerilii—Roze, Amer. Mus. Novitates, 2287: 13.

Distribution: Lower Magdalena River region to Norte de Santander, Colombia.

Micrurus dumerilii antioquiensis Schmidt, new combination

1936 Micrurus antioquiensis Schmidt, Zool. Ser. Field Mus. Nat. Hist., 20: 195. Type-locality: Santa Rita, north of Medellín, Antioquia, Colombia.

1955 Micrurus carinicaudus antioquiensis—Schmidt, Fieldiana, Zool., 34: 343.

Distribution: Cauca Valley, Colombia.

Micrurus dumerilii carinicauda Schmidt, new combination

1936 Micrurus carinicauda Schmidt, Zool. Ser. Field Mus. Nat. Hist., 20: 194. Type-locality: Orope, Zulia, Venezuela.

1955 Micrurus carinicaudus carinicaudus—Schmidt, Fieldiana, Zool., 34: 343.

Distribution: Northern Venezuela to Norte de Santander, Colombia.

Micrurus dumerilii colombianus (Griffin), new combination

1916 Elaps colombianus Griffin, Mem. Carnegie Mus., 7: 216. Type-locality: Minca, Colombia.

1967 Micrurus carinicauda colombianus—Roze, Amer. Mus. Novitates, 2287: 13.

Distribution: Santa Marta region of northern Colombia.

Micrurus dumerilii transandinus Schmidt, new combination

1936 Micrurus transandinus Schmidt, Zool. Ser. Field Mus. Nat. Hist., 20: 195. Type-locality: Andagoya, Chocó, Colombia.

1955 Micrurus carinicaudus transandinus—Schmidt, Fieldiana, Zool., 34: 343.

Distribution: Pacific lowlands of Colombia and northwestern Ecuador.

MICRURUS ELEGANS (Jan)

1858 Elaps elegans Jan, Rev. Mag. Zool., (2) 10: 524. Type-locality: Mexico (restricted to Jalapa, Veracruz, Mexico, by Smith and Taylor, Univ. Kansas Sci. Bull., 33, 1950, 348).

1929 Micrurus elegans—Amaral, Mem. Inst. Butantan, 4: 229.

Distribution: Central Veracruz to Alta Verapaz, Guatemala.

Content: Two subspecies, one (elegans Jan) extralimital.

MICRURUS

Micrurus elegans veraepacis Schmidt

1933 Micrurus elegans verae-pacis Schmidt, Zool. Ser. Field Mus. Nat. Hist., 20: 32.
Type-locality: Campur, Alta Verapaz, Guatemala.

Distribution: Chiapas and southern Tabasco, Mexico, to Alta Verapaz, Guatemala.

MICRURUS FILIFORMIS (Günther)

1859 Elaps filiformis Günther, Proc. Zool. Soc. London, 1859: 86, pl. 18, fig. b. Type-locality: Pará, Brazil.

1925 Micrurus filiformis—Amaral, Proc. U.S. Nat. Mus., 67: 19.

Distribution: Northern Amazon region, extreme southern Colombia to northern Peru.

Content: Two subspecies.

Key to the subspecies

- Two postoculars; ventral counts in males
274-279-----subtilis
Usually one postocular; ventral counts in
males 283-309-----filiformis

Clave de subspecies

- Dos postoculares; ventrales en machos
274-279-----subtilis
Usualmente una postocular; ventrales en
machos 283-309-----filiformis

Micrurus filiformis filiformis (Günther)

1967 Micrurus filiformis filiformis—Roze, Amer. Mus. Novitates, 2287: 22.

Distribution: Northern Amazon region, extreme southern Colombia to northern Peru.

Micrurus filiformis subtilis Roze

1967 Micrurus filiformis subtilis Roze, Amer. Mus. Novitates, 2287: 22, fig. 8. Type-locality: Carurú, Río Vaupés, Colombia-Brazil boundary.

Distribution: Provinces of Vaupés and Amazonas, Colombia.

MICRURUS FRONTALIS (Duméril, Bibron and Duméril)

1854 Elaps Frontalis Duméril, Bibron and Duméril, Exp. Gén., 7: 1223. Type-locality: Corrientes and Misiones, Argentina.

1925 Micrurus frontalis—Amaral, Proc. U.S. Nat. Mus., 67: 19.

Distribution: South America east of Andes, between 10°S and 35°S.

Content: Four subspecies.

Key to the subspecies

- More than nine triads-----2
Six to nine triads in both sexes-----
-----pyrrhocryptus
- Subcaudals more than 18 in females; ventrals usually fewer than 223 in males---3
Subcaudals 16-18 in females; ventrals 223-242 in males-----brasiliensis
- Ventrals usually more than 215 in males; parietals all black or with narrow light band inferiorly, head with some black spots only-----4
Ventrals 192-216 in males; anterior part of parietals with irregular light spot; inferiorly, head blackened----altirostris

Clave de subspecies

- Más de nueve triadas-----2
Triadas seis a nueve en ambos sexos-----
-----pyrrhocryptus
- Más de 18 subcaudales en hembras; usualmente menos de 223 ventrales en machos---3
Subcaudales 16-18 en hembras; ventrales 223-242 en machos-----brasiliensis
- Usualmente más de 215 ventrales en machos; parietales totalmente negras o con banda clara angosta que las atraviesa; inferiormente cabeza con sólo algunas manchas negras-----4
Ventrals 192-216 en machos; parte anterior de parietales con mancha irregular clara; cabeza negruzca inferiormente-altirostris

4. Ventrals 215-222 in females; median black band of triad much wider than outer ones; head black with narrow light crossband-----mesopotamicus
 Ventrals 222-242 in females; median black band not or slightly wider than outer ones; head nearly or all black---frontalis
4. Ventrals 215-222 en hembras; banda negra media de la triada mucho más ancha que las externas; cabeza negra con banda transversal clara angosta-----mesopotamicus
 Ventrals 222-242 en hembras; banda negra media igual o ligeramente más ancha que las externas; cabeza negra o casi totalmente negra-----frontalis

Micrurus frontalis frontalis (Duméril, Bibron and Duméril)

- 1859 Elaps baliocoryphus Cope, Proc. Acad. Nat. Sci. Phila., 1859: 346. Type-locality: Buenos Aires, Argentina.
 1936 Micrurus frontalis frontalis—Schmidt, Zool. Ser. Field Mus. Nat. Hist., 20: 199.

Distribution: Southern Brazil and southern Paraguay, including adjacent Argentina.

Micrurus frontalis altirostris (Cope)

- 1860 Elaps altirostris Cope, Proc. Acad. Nat. Sci. Phila., 1859: 345. Type-locality: South America.
 1887 Elaps heterochilus Mocquard, Bull. Soc. Philom. Paris, (7) 11: 39. Type-locality: Brazil.
 1936 Micrurus frontalis altirostris—Schmidt, Zool. Ser. Field Mus. Nat. Hist., 20: 199.
 1944 Micrurus lemniscatus multicinctus Amaral, Pap. Avul. Dept. Zool. São Paulo, 5: 91.
 Type-locality: Teixeira Soares, Paraná, Brazil.

Distribution: Southern Brazil, Uruguay, and northeastern part of Provincia de Misiones, Argentina.

Micrurus frontalis brasiliensis Roze

- 1967 Micrurus frontalis brasiliensis Roze, Amer. Mus. Novitates, 2287: 25, fig. 9. Type-locality: Barreiras, Bahia, Brazil.

Distribution: Southeastern Brazil.

Micrurus frontalis mesopotamicus Barrio and Miranda

- 1968 Micrurus frontalis mesopotamicus Barrio and Miranda, Mem. Inst. Butantan, 33 (1966): 872.
 Type-locality: Villa Federal, Entre Ríos, Argentina.

Distribution: Provincias de Entre Ríos, Corrientes and southwestern Misiones, Argentina.

Micrurus frontalis pyrrhocryptus (Cope)

- 1862 Elaps pyrrhocryptus Cope, Proc. Acad. Nat. Sci. Phila., 1862: 347. Type-locality: Vermejo River, Argentina (Roze says "Argentine Chocó").
 1902 Elaps Simonsii Boulenger, Ann. Mag. Nat. Hist., (7) 9: 338. Type-locality: Cruz del Eje, Córdoba, Argentina.
 1953 Micrurus frontalis pyrrhocryptus—Shreve, Breviora, 16: 5.
 1956 Micrurus tricolor Hoge, Mem. Inst. Butantan, 27: 67, figs. 1-4, 6. Type-locality: Garandazal, Mato Grosso, Brazil.

Distribution: Southwestern Mato Grosso in Brazil, western and southwestern Bolivia and adjacent Paraguay, south to Mendoza and Santa Fé, Argentina.

MICRURUS HEMPRICHII (Jan)

- 1858 Elaps hemprichii Jan, Rev. Mag. Zool, (2) 10: 523. Type-locality: Colombia.
 1929 Micrurus hemprichii—Amaral, Mem. Inst. Butantan, 4: 230.

Distribution: Northern South America east of the Andes.

Content: Two subspecies.

MICRURUS

- | | |
|--|---|
| <p>1. Triads 5-6 in both sexes; ventrals 184-191
in males-----<u>ortoni</u>
Triads 7-10 in both sexes; ventrals 159-184
in males-----<u>hemprichii</u></p> | <p>1. Triadas 5-6 en ambos sexos; ventrales 184-
191 en machos-----<u>ortoni</u>
Triadas 7-10; ventrales 159-184 en machos--
-----<u>hemprichii</u></p> |
|--|---|

Micrurus hemprichii hemprichii (Jan)

1953 Micrurus hemprichii hemprichii—Schmidt, Fieldiana, Zool., 34: 166.

Distribution: Eastern Colombia and southern Venezuela to Guianas.

Micrurus hemprichii ortoni Schmidt

1953 Micrurus hemprichii ortoni Schmidt, Fieldiana, Zool., 34: 166. Type-locality: Pebas, Peru.

Distribution: Amazonian slopes of Colombia, Ecuador, and Peru; also recorded from Pará, Brazil.

MICRURUS HIPPOCREPIS (Peters)

1862 Elaps hippocrepis Peters, Monats. Akad. Wiss. Berlin, 1861: 925. Type-locality: Santo Tomás
(=Puerto Matias de Galvez), Guatemala.

1933 Micrurus hippocrepis—Schmidt, Zool. Ser. Field Mus. Nat. Hist., 20: 36.

Distribution: Caribbean lowlands of British Honduras and Guatemala.

MICRURUS IBIBOBOCA (Merrem)

1820 Elaps ibiboboca Merrem, Tentamen Systematis Amphibiorum: 142. Type-locality: Brazil.

1820 Elaps marcgravii Wied, Nova Acta Acad. Leop.-Carol., 10: 109. Type-locality: Brazil; noted as
mouth of Río Belmente in Wied, Beiträge zur Naturgeschichte von Brasilien, 1, 1825, 420.

1925 Micrurus ibiboboca—Amaral, Rev. Mus. Paulista, 15: 29.

Distribution: Eastern Brazil.

MICRURUS ISOZONUS (Cope)

1860 E[laps] isozonus Cope, Proc. Acad. Nat. Sci. Phila., 1860: 73. Type-locality: South America;
restricted to Caracas, Venezuela, by Roze, Acta Biol. Venez., 1, 1955, 486.

1920 Elaps omissus Boulenger, Ann. Mag. Nat. Hist., (9) 6: 109. Type-locality: Venezuela.

1936 Micrurus isozonus—Schmidt, Zool. Ser. Field Mus. Nat. Hist., 20: 198.

Distribution: Northern and central Venezuela to Intendencia Meta, Colombia.

MICRURUS LANGSDORFFI Wagler

1824 Micrurus Langsdorffi Wagler in Spix, Sp. Nov. Serp. Bras.: 10, pl. 2, fig. 2. Type-locality:
Rio Japurá, Amazonas, Brazil.

Distribution: Headwaters of Amazonian basin, from southern Colombia to northern Peru.

Content: Two subspecies.

Key to the subspecies

1. More than 40 black bands on body-----
-----ornatissimus
Fewer than 36 black bands on body-----
-----langsdorffi

Clave de subspecies

1. Más de 40 bandas negras sobre el cuerpo----
-----ornatissimus
Menos de 36 bandas negras sobre el cuerpo--
-----langsdorffi

Micrurus langsdorffi langsdorffi Wagler

- 1868 Elaps imperator Cope, Proc. Acad. Nat. Sci. Phila., 1868: 110. Type-locality: Napo and Marañón, Peru.
 1868 Elaps batesi Günther, Ann. Mag. Nat. Hist., (4) 1: 428, pl. 17-1. Type-locality: Pebas, Peru.
 1935 Micrurus mimosus Amaral, Mem. Inst. Butantan, 9: 221, fig. 6. Type-locality: Río Putumayo, Colombia.
 1967 Micrurus langsdorffi langsdorffi—Roze, Amer. Mus. Novitates, 2287: 30.

Distribution: Upper Amazonian region from southern Colombia to northern Peru, including northwestern Brazil and adjacent Ecuador.

Micrurus langsdorffi ornatissimus

- 1858 Elaps ornatissimus Jan, Rev. Mag. Zool., (2) 10: 521. Type-locality: Mexico (in error).
 1896 Elaps buckleyi Boulenger, Cat. Sn. Brit. Mus., 3: 416, pl. 22-1. Type-locality: Canelos, Ecuador, and Pará, Brazil.
 1936 Micrurus ornatissimus—Schmidt, Zool. Ser. Field Mus. Nat. Hist., 20: 191.
 1967 Micrurus langsdorffi ornatissimus—Roze, Amer. Mus. Novitates, 2287: 30.

Distribution: Amazonian slopes in eastern Ecuador and northern Peru.

MICRURUS LATIFASCIATUS Schmidt

- 1933 Micrurus latifasciatus Schmidt, Zool. Ser. Field Mus. Nat. Hist., 20: 35. Type-locality: Finca El Ciprés, Volcán Zunil, Suchitepequez, Guatemala.

Distribution: Pacific slopes from southern Chiapas to western Guatemala.

MICRURUS LEMNISCATUS (Linnaeus)

- 1758 Elaps lemniscatus Linnaeus, Systema Naturae, Ed. 10: 224. Type-locality: Asia; restricted to Belém, Pará, Brazil, by Schmidt and Walker, Zool. Ser. Field Mus. Nat. Hist., 24, 1943, 294; subsequent restriction considered invalid by Roze, Amer. Mus. Novitates, 2287, 1967, 32, because the locality lies outside known distribution of M. l. lemniscatus.
 1919 Micrurus lemniscatus—Beebe, Zoologica, 2: 216.

Distribution: Trinidad, eastern Venezuela, Guianas, and Amazon Basin.

Content: Five subspecies.

Key to the subspecies

1. Ventrals fewer than 226 in males; usually fewer than 243 in females-----2
 Ventrals more than 226 in males; more than 243 in females-----3
2. Practically all infralabials white; subcaudals 30-34 in females---frontifasciatus
 Some infralabials black; subcaudals 32-41 in females-----diutius
3. Subcaudals usually more than 33 in females; no black spots, only regular black tips on red scales; white bands usually more than two scales long-----4
 Subcaudals 27-33 in females; few and irregular black spots or tips on red scales; white bands one to two scales long-----carvalhoi
4. Black triads 9-11 in both sexes----helleri
 Black triads 12-14 in both sexes (occasionally 11 in females)-----lemniscatus

Clave de subspecies

1. Menos de 226 ventrales en machos; usualmente menos de 243 en hembras-----2
 Más de 226 ventrales en machos; más de 243 en hembras-----3
2. Prácticamente todas las infralabiales blancas; 30-34 subcaudales en hembras-----frontifasciatus
 Algunas infralabiales negras; 32-41 subcaudales en hembras-----diutius
3. Usualmente más de 33 subcaudales en hembras; escamas rojas sin manchas o sólo con ápices negros regulares; bandas blancas usualmente más de dos escamas de largo---4
 Subcaudales 27-33 en hembras; escamas rojas con pocos ápices o manchas negras irregulares; bandas blancas de una o dos escamas de largo-----carvalhoi
4. Triadas negras 9-11 en ambos sexos--helleri
 Triadas negras 12-14 en ambos sexos (ocasionalmente 11 en hembras)-----lemniscatus

MICRURUS

Micrurus lemniscatus lemniscatus (Linnaeus)

1955 [Micrurus] lemniscatus lemniscatus—Burger, Bol. Mus. Cien. Nat. Caracas, 1: 40.

Distribution: Northern parts of Guyana, Surinam, and French Guiana.

Micrurus lemniscatus carvalhoi Roze

1967 Micrurus lemniscatus carvalhoi Roze, Amer. Mus. Novitates, 2287: 33, fig. 11. Type-locality: Catanduva, São Paulo, Brazil.

Distribution: Amazon Basin of Brazil.

Micrurus lemniscatus diutius Burger

1955 Micrurus lemniscatus diutius Burger, Bol. Mus. Cien. Nat., Caracas, 1: 8. Type-locality: Tunapuna, Trinidad.

Distribution: Trinidad, eastern Venezuela, and central areas of Guyana, Surinam, and French Guiana.

Micrurus lemniscatus frontifasciatus (Werner)

1927 Elaps frontifasciatus Werner, Sitz. Akad. Wiss. Vienna, 135: 250. Type-locality: Bolivia.
1967 Micrurus lemniscatus frontifasciatus—Roze, Amer. Mus. Novitates, 2287: 34.

Distribution: Eastern Andean slopes in Bolivia.

Micrurus lemniscatus helleri Schmidt and Schmidt

1925 Micrurus helleri Schmidt and Schmidt, Zool. Ser. Field Mus. Nat. Hist., 12: 129.
Type-locality: Pozuzo, Huanuco, Peru.

1967 Micrurus lemniscatus helleri—Roze, Amer. Mus. Novitates, 2287: 35.

Distribution: Northern Brazil, southern Venezuela and Colombia to Amazonian foothills of Ecuador, Peru, and Bolivia.

MICRURUS MARGARITIFERUS Roze

1967 Micrurus margaritiferus Roze, Amer. Mus. Novitates, 2287: 35, fig. 12. Type-locality: Boca Río Santiago-Río Marañón, Peru.

Distribution: Known only from type-locality.

MICRURUS MERTENSI Schmidt

1936 Micrurus mertensi Schmidt, Zool. Ser. Field Mus. Nat. Hist., 20: 192. Type-locality: Pacasmayo, Peru.

Distribution: Lowlands of southwestern Ecuador to central Peruvian coastal areas.

MICRURUS MIPARTITUS (Duméril, Bibron and Duméril)

1854 Elaps mipartitus Duméril, Bibron and Duméril, Erp. Gén., 7: 1220. Type-locality: "Col. rio-sucio ou senio."; Roze, Amer. Mus. Novitates, 2287, 1967, 36, suggested that this might be the same as "Sinú," Colombia.

1926 Micrurus mipartitus—Amaral, Proc. New England Zool. Club, 9: 66.

Distribution: Caribbean Central America from Nicaragua to northern South America on both sides of Andes; coastal mountains of Venezuela.

Content: Six subspecies.

Key to the subspecies

1. Ventrals more than 223 in males; usually more than 251 in females-----2
Ventrals 197-220 in males; 222-251 in females-----semipartitus
2. Subcaudals usually 25 or more in females; black-red or black-white on body-----3
Subcaudals 23-25 in females; black-white (yellow) on body-----mipartitus
3. Black-white (yellow) on body-----4
Black-red on body-----5
4. Ventrals 224-247 in males, 244-287 in females-----anomalus
Ventrals 254-275 in males, 276-335 in females-----decussatus
5. Ventrals 237-244 in males, 256-269 in females-----hertwigi
Ventrals 247-265 in males, 278-311 in females-----multifasciatus

Clave de subespecies

1. Ventrals más de 223 en machos; usualmente más de 251 en hembras-----2
Ventrals 197-220 en machos; 222-251 en hembras-----semipartitus
2. Usualmente 25 o más subcaudales en hembras; negro-rojo o negro-blanco en el cuerpo---3
Subcaudales 23-25 en hembras; negro-blanco (amarillo) en el cuerpo--mipartitus
3. Negro-blanco (amarillo) en el cuerpo-----4
Negro-rojo en el cuerpo-----5
4. Ventrals 224-247 en machos; 244-287 en hembras-----anomalus
Ventrals 254-275 en machos; 276-335 en hembras-----decussatus
5. Ventrals 237-244 en machos; 256-269 en hembras-----hertwigi
Ventrals 247-265 en machos, 278-311 en hembras-----multifasciatus

Micrurus mipartitus mipartitus (Duméril, Bibron and Duméril)

1903 Elaps aequicinctus Werner, Zool. Anz., 26: 249. Type-locality: Unknown, supposedly Venezuela or Ecuador.

1955 Micrurus mipartitus mipartitus—Rendahl and Vestergren, Ark. för Zool., 33A (1): 9.

Distribution: Darien of Panama to Pacific lowlands of Colombia.

Micrurus mipartitus anomalus (Boulenger)

1896 Elaps anomalus Boulenger, Cat. Sn. Brit. Mus., 3: 417, pl. 22, fig. 2. Type-locality: Colombia.

1929 Micrurus anomalus—Amaral, Mem. Inst. Butantan, 4: 228.

1967 Micrurus mipartitus anomalus—Roze, Amer. Mus. Novitates, 2287: 37.

Distribution: Santa Marta Mountains and Cordillera Oriental, east of Magdalena River, Colombia, and of Andes in western Venezuela.

Micrurus mipartitus decussatus (Duméril, Bibron and Duméril)

1845 Elaps decussatus Duméril, Bibron and Duméril, Erp. Gén., 7: 1221. Type-locality: Probably Colombia.

1896 Elaps fraseri Boulenger, Cat. Sn. Brit. Mus., 3: 432, pl. 22, fig. 3. Type-locality: West Ecuador.

1896 Elaps mentalis Boulenger, Cat. Sn. Brit. Mus., 3: 432, pl. 22, fig. 4. Type-locality: Pallatanga, Ecuador, and Cali, Colombia.

1902 Elaps calamus Boulenger, Ann. Mag. Nat. Hist., (7) 9: 57. Type-locality: San Javier, north-western Ecuador.

1913 Elaps microps Boulenger, Proc. Zool. Soc. London, 1913: 1036, pl. 108, fig. 2.
Type-locality: Peña Lisa, Condoto, Chocó, Colombia.

1940 Micrurus mipartitus multiscutatus Rendahl and Vestergren, Ark. för Zool., 33A (1): 9, fig. 3.
Type-locality: El Tambo, Cauca, Colombia.

1967 Micrurus mipartitus decussatus—Roze, Amer. Mus. Novitates, 2287: 37.

Distribution: Western and central Andes and southern part of eastern Andes in Colombia; western Ecuador; possibly Peru.

MICRURUS

Micrurus mipartitus hertwigi (Werner)

1897 Elaps hertwigi Werner, Sitz. Akad. Wiss. Munich, 27: 354. Type-locality: Central America.
1967 Micrurus mipartitus hertwigi—Roze, Amer. Mus. Novitates, 2287: 37.

Distribution: Caribbean slopes of Nicaragua, Costa Rica and Panama.

Micrurus mipartitus multifasciatus (Jan)

1858 Elaps multifasciatus Jan, Rev. Mag. Zool., (2) 10: 521. Type-locality: Central America.
1955 Micrurus mipartitus multifasciatus—Roze, Acta Biol. Venez., 1: 467.

Distribution: Central Panama, including Canal Zone.

Micrurus mipartitus semipartitus (Jan)

1858 Elaps semipartitus Jan, Rev. Mag. Zool., (2) 10: 113. Type-locality: Cayenne; restricted to
Caracas, Venezuela by Roze, Acta Biol. Venez., 1, 1955, 467.
1955 Micrurus mipartitus semipartitus—Roze, Acta Biol. Venez., 1: 466.

Distribution: Cordillera de la Costa in Northern Venezuela.

MICRURUS NIGROCINCTUS (Girard)

1854 Elaps nigrocinctus Girard, Proc. Acad. Nat. Sci. Phila., 1854: 226. Type-locality: Taboga
Island, Bay of Panama.
1927 Micrurus nigrocinctus—Amaral, Bull. Antivenin Inst. Amer., 1: 34.

Distribution: Chiapas, Mexico through Central America to Pacific Colombia.

Content: Seven subspecies, according to the latest review by Roze, Amer. Mus. Novitates, 2287,
1967, 38.

Key to the subspecies

Clave de subspecies

- | | |
|---|---|
| 1. First black nuchal band does not cover
parietals-----2
First black nuchal band covers at least
tips of parietals-----3 | 1. Primera banda nuchal negra no cubre parie-
tales-----2
Primera banda nuchal negra cubre al menos
ápices de las parietales-----3 |
| 2. Ventrals 180-192 in males; 192-211 in
females----- <u>mosquitensis</u>
Ventrals 195-210 in males; 205-220 in
females----- <u>divaricatus</u> | 2. Ventrals 180-192 en machos; 192-211 en
hembras----- <u>mosquitensis</u>
Ventrals 195-210 en machos; 205-220 en
hembras----- <u>divaricatus</u> |
| 3. Ventrals fewer than 213 in males, fewer
than 228 in females-----4
Ventrals 213-217 in males, 228-230 in
females----- <u>coibensis</u> | 3. Ventrals menos de 213 en machos; menos de
228 en hembras-----4
Ventrals 213-217 en machos; 228-230 en
hembras----- <u>coibensis</u> |
| 4. Ventrals usually fewer than 193 in males
and more than 205 in females-----5
Ventrals approximately 193 in males, 205-
209 in females; black bands 21-23 in
females----- <u>babaspul</u> | 4. Ventrals usualmente menos de 193 en
machos; más de 205 en hembras-----5
Ventrals aproximadamente 193 en machos;
205-209 en hembras; 21-23 bandas negras en
hembras----- <u>babaspul</u> |
| 5. At least some black tips present; white
bands present; usually more than 14 black
bands-----6
Usually no black tips on red scales; no
white band or barely visible white bands
on body (when well developed, then no more
than 14 black bands on body)---- <u>zunilensis</u> | 5. Al menos algunos ápices negros presentes;
bandas blancas presentes; usualmente más
de 14 bandas negras-----6
Usualmente escamas rojas sin ápices negros;
bandas blancas ausentes o apenas visibles
en el cuerpo (cuando bien desarrolladas
entonces no más de 14 bandas negras en el
cuerpo)----- <u>zunilensis</u> |

6. Black covers only parietal tips; white or light parietal band wide-----7
Black covers anterior and posterior part of parietals; white parietal band narrow or nearly absent (when black does not cover anterior part of parietals, then usually black spots present on parietals; black frequently projects on chin shields)-----
-----melanocephalus
6. El negro cubre sólo los ápices parietales; ancha banda parietal blanca o clara-----7
Color negro cubre parte anterior y posterior de parietales; banda parietal blanca angosta o casi ausente (cuando el negro no cubre parte anterior de parietales, entonces usualmente hay manchas negras en parietales; el negro frecuentemente se proyecta en geniales)-----melanocephalus
7. Black bands 13-21 in both sexes; usually black tips on all red scales--nigrocinctus
Black bands usually more than 19, up to 26 in both sexes; only few, irregular black tips present on red-----divaricatus
7. Bandas negras 13-21 en ambos sexos; usualmente ápices negros en todas las escamas rojas-----nigrocinctus
Usualmente más de 19, hasta 26 bandas negras en ambos sexos; sólo pocos ápices negros irregulares en escamas rojas-----divaricatus

Micrurus nigrocinctus nigrocinctus (Girard)

1933 Micrurus nigrocinctus nigrocinctus—Schmidt, Zool. Ser. Field Mus. Nat. Hist., 20: 33.

Distribution: Pacific slope of southeastern Costa Rica and Panama to adjacent Colombia.

Micrurus nigrocinctus babaspul Roze

1967 Micrurus nigrocinctus babaspul Roze, Amer. Mus. Novitates, 2287: 38, fig. 13. Type-locality: Little Hill, Great Corn Island, about 55 km east-northeast of Bluefields, Nicaragua.

Distribution: Corn and Great Corn Islands, Nicaragua.

Micrurus nigrocinctus coibensis Schmidt

1936 Micrurus nigrocinctus coibensis Schmidt, Zool. Ser. Field Mus. Nat. Hist., 20: 209.
Type-locality: Coiba Island, Panama.

Distribution: Coiba Island, Panama.

Micrurus nigrocinctus divaricatus (Hallowell)

1855 Elaps divaricatus Hallowell, Jour. Acad. Nat. Sci. Phila., (2) 3: 36. Type-locality: Honduras.

1933 Micrurus nigrocinctus divaricatus—Schmidt, Zool. Ser. Field Mus. Nat. Hist., 20: 33.

Distribution: Northern and central Honduras to British Honduras.

Micrurus nigrocinctus melanocephalus (Hallowell)

1860 Elaps melanocephalus Hallowell, Proc. Acad. Nat. Sci. Phila., 1860: 226. Type-locality: Ometepe, Nicaragua.

1951 Micrurus pachecoi Taylor, Univ. Kansas Sci. Bull., 34: 165, pl. 22, fig. 6. Type-locality: Guanacaste, Costa Rica.

1967 Micrurus nigrocinctus melanocephalus—Roze, Amer. Mus. Novitates, 2287: 39.

Distribution: Pacific slope of Nicaragua and southwestern Costa Rica.

Micrurus nigrocinctus mosquitensis Schmidt

1933 Micrurus nigrocinctus mosquitensis Schmidt, Zool. Ser. Field Mus. Nat. Hist., 20: 33.
Type-locality: Limón, Costa Rica.

Distribution: Atlantic slopes of eastern and southern Nicaragua to northwestern Panama.

MICRURUS

Micrurus nigrocinctus zunilensis Schmidt

- 1932 Micrurus nigrocinctus zunilensis Schmidt, Proc. Calif. Acad. Sci., (4) 20: 266.
Type-locality: Finca El Ciprés, lower slopes of Volcán Zunil, Suchitepequez Province, near Samayac and Mazatenango, Guatemala.
- 1941 Micrurus nigrocinctus wagneri Mertens, Senckenbergiana, 23: 216. Type-locality: Finca Germania, Sierra Madre, Chiapas, Mexico, 400-1300 m.
- 1943 Micrurus nigrocinctus ovandoensis Schmidt and Smith, Zool. Ser. Field Mus. Nat. Hist., 29: 26. Type-locality: Salto de Agua, Mount Ovando, about 15 mi northeast of Escuintla, Chiapas, Mexico.

Distribution: Pacific slopes of Chiapas, Mexico to El Salvador and southern Honduras.

MICRURUS PERUVIANUS Schmidt

- 1936 Micrurus peruvianus Schmidt, Zool. Ser. Field Mus. Nat. Hist., 20: 193. Type-locality: Perico, Departamento de Cajamarca, Peru.

Distribution: Andes of northeastern Peru.

MICRURUS PSYCHES (Daudin)

- 1803 Vipera psyches Daudin, Hist. Nat. Rept., 8: 320, pl. 100, fig. 1. Type-locality: Surinam.
- 1919 Micrurus psyches—Beebe, Zoologica, 2: 216.

Distribution: Northern South America from Colombia to Guianas; Trinidad.

Content: Three subspecies.

Key to the subspecies

Clave de subspecies

- | | |
|---|--|
| <p>1. Black bands usually more than 22 in males; ventrals usually fewer than 193 in males and usually fewer than 211 in females----2
Black bands 15-22 in males; ventrals 193-210 in males and 211-218 in females-----
-----<u>medemi</u></p> | <p>1. Usualmente más de 22 bandas negras en machos; usualmente menos de 193 ventrales en machos y menos de 211 en hembras-----2
Bandas negras 15-22 en machos; ventrales 193-210 en machos; 211-218 en hembras-----
-----<u>medemi</u></p> |
| <p>2. Red bands usually melanistic; ventrals 188-195 in males, and 203-213 in females-----
-----<u>psyches</u>
Red bands not melanistic; ventrals 180-191 in males and 192-205 in females-<u>circinalis</u></p> | <p>2. Bandas rojas usualmente melanísticas; ventrales 188-195 en machos; 203-213 en hembras-----
-----<u>psyches</u>
Bandas rojas no melanísticas; ventrales 180-191 en machos; 192-205 en hembras-----
-----<u>circinalis</u></p> |

Micrurus psyches psyches (Daudin)

- 1931 Micrurus psyches psyches—Amaral, Bull. Antivenin Inst., 4: 89.

Distribution: Guianas, eastern and southern Venezuela, and extreme southern part of Colombia.

Micrurus psyches circinalis (Duméril, Bibron and Duméril)

- 1854 Elaps circinalis Duméril, Bibron and Duméril, Erp. Gén., 7: 1210. Type-locality: Martinique (in error, according to Roze, Amer. Mus. Novitates, 2287, 1967, 41).
- 1858 Elaps riisei Jan, Rev. Mag. Zool., (2) 10: 525. Type-locality: Ile Saint Thomas, Antilles.
- 1967 Micrurus psyches circinalis—Roze, Amer. Mus. Novitates, 2287: 40.

Distribution: Trinidad and adjacent mainland of Venezuela.

Micrurus psyches medemi Roze

1967 Micrurus psyches medemi Roze, Amer. Mus. Novitates, 2287: 41. Type-locality: Villavicencio, Meta, Colombia.

Distribution: Known only from immediate vicinity of Villavicencio.

MICRURUS PUTUMAYENSIS Lancini

1962 Micrurus schmidti Lancini (preoccupied by Micrurus schmidti Dunn, 1940), Publ. Ocas. Mus. Cien. Nat. Caracas, Zool., 2: 1, fig. 1. Type-locality: Puerto Socorro, 270 km northeast of Iquitos, Rfo Putumayo, Depto. de Loreto, Peru.

1963 Micrurus putumayensis Lancini (replacement name for Micrurus schmidti Lancini, 1962), Publ. Ocas. Mus. Cien. Nat. Caracas, Zool., 3: 1.

Distribution: Known only from type locality.

MICRURUS RUATANUS (Günther)

1895 Elaps ruatanus Günther, Biol. Centr. Amer., Rept.: 185, pl. 57-b. Type-locality: Roatán Island, Honduras.

1933 Micrurus ruatanus—Schmidt, Zool. Ser. Field Mus. Nat. Hist., 20: 34.

Distribution: Roatán Island and adjacent mainland in Honduras.

MICRURUS SPIXII Wagler

1824 Micrurus spixii Wagler, in Spix, Sp. Nov. Serp. Bras.: 48, pl. 18. Type-locality: Rio Solimões, Brazil.

Distribution: Amazonian Basin, from mouth to Andean foothills.

Content: Four subspecies.

Key to the subspecies

1. First nuchal black band not projecting forward, covering fewer than eight dorsals-----2
First nuchal black band elongated and projecting forward, covering eight or more dorsal rows-----obscurus
2. Head all black or with small white spots; parietals black-----3
Head with large light spots; sometimes nearly all parietals white; usually 2/3 plus 7 triads on body-----princeps
3. Black triads 2/3 plus 4-6 on body; ventrals 212-224 in females-----spixii
Triads usually more than 2/3 plus 6; ventrals approximately 226 in females-----martiusi

Clave de subspecies

1. Primera banda nuchal negra no se proyecta hacia adelante, cubre menos de ocho hileras dorsales-----2
Primera banda nuchal negra alargada, se proyecta hacia adelante cubriendo ocho o más hileras dorsales-----obscurus
2. Cabeza toda negra o con pequeñas manchas blancas, parietales negras-----3
Cabeza con manchas claras, grandes; a veces casi todas las parietales blancas; usualmente 2/3 más 7 triadas en cuerpo-----princeps
3. Triadas negras en cuerpo 2/3 más 4-6; ventrales 212-224 en hembras-----spixii
Usualmente más de 2/3 más 6 triadas; ventrales aproximadamente 226 en hembras-----martiusi

Micrurus spixii spixii Wagler

1926 Elaps ehrhardti Müller, Zool. Anz., 7/8: 198. Type-locality: Manacapuru, Rio Solimões, Brazil.

1943 [Micrurus] spixii spixii—Schmidt and Walker, Zool. Ser. Field Mus. Nat. Hist., 24: 294.

Distribution: Middle Amazonian region of Brazil.

MICRURUS

Micrurus spixii martiusi Schmidt

1953 Micrurus spixi martiusi Schmidt, Fieldiana, Zool., 34: 175, figs. 33-34. Type-locality: Santarem, Pará, Brazil.

Distribution: Amazonian drainage of Pará and Mato Grosso, Brazil.

Micrurus spixii obscurus (Jan)

1872 Elaps corallinus var. obscura Jan, in Jan and Sordelli, Icon. Gén. Ophid., Livr. 41: pl. 6, fig. 3. Type-locality: Lima (corrected and restricted to eastern Peru by Schmidt and Walker, Zool. Ser. Field Mus. Nat. Hist., 24, 1943, 294; apparently further designated as Iquitos, Peru, by Schmidt, Fieldiana, Zool., 34, 1953, 175).

1881 Elaps heterozonus Peters, Sitz. Ges. Naturforsch. Freunde Berlin, 1881: 52. Type-locality: Sarayacu, Ecuador.

1943 Micrurus spixii obscura—Schmidt and Walker, Zool. Ser. Field Mus. Nat. Hist., 24: 294.

Distribution: Periphery of Amazon Basin, from southern Venezuela and Colombia to southern Peru.

Micrurus spixii princeps (Boulenger)

1905 Elaps princeps Boulenger, Ann. Mag. Nat. Hist., (7) 15: 456. Type-locality: Provincia Sara, Departamento Santa Cruz de la Sierra, Bolivia.

1953 Micrurus spixi princeps—Schmidt, Fieldiana, Zool., 34: 175.

Distribution: Northwestern and central Bolivia.

MICRURUS SPURELLI (Boulenger)

1914 Elaps spurelli Boulenger, Proc. Zool. Soc. London, 1914: B17. Type-locality: Peña Lisa, Río Condoto, Colombia.

1955 Micrurus nicefori Schmidt, Fieldiana, Zool., 34: 346, fig. 65. Type-locality: Villavicencio, Cundinamarca, Colombia.

Distribution: Western and central Colombia.

MICRURUS STEINDACHNERI (Werner)

1901 Elaps Steindachneri Werner, Verh. Zool. Bot. Ges. Vienna, 51: 599. Type-locality: Ecuador.

1967 Micrurus steindachneri—Roze, Amer. Mus. Novitates, 2287: 43.

Distribution: Eastern slopes of Andes in Ecuador.

Content: Three subspecies.

Key to the subspecies

1. Subcaudals more than 29 in females; snout usually black-----2
Subcaudals 21 in females; snout with light spots-----petersi
2. Ventrals 200-207 in males; subcaudals 35-36 in females-----steindachneri
Ventrals 214-216 in males; subcaudals 29-33 in females-----orcesi

Clave de subspecies

1. Subcaudales más de 29 en hembras; hocico usualmente negro-----2
Subcaudales 21 en hembras; hocico con manchas claras-----petersi
2. Ventrals 200-207 en machos; subcaudales 35-36 en hembras-----steindachneri
Ventrals 214-216 en machos; subcaudales 29-33 en hembras-----orcesi

Micrurus steindachneri steindachneri (Werner)

1926 Elaps fassli Werner, Sitz. Math.-Naturwiss. Kl. Akad. Wiss. Wien, 135 (abt. 1): 249.

1967 Micrurus steindachneri steindachneri—Roze, Amer. Mus. Novitates, 2287: 43.

Distribution: Eastern slopes of Andes in Macas-Mendez region, southern Ecuador.

Micrurus steindachneri orcesi Roze

1967 Micrurus steindachneri orcesi Roze, Amer. Mus. Novitates, 2287: 43, fig. 15. Type-locality: Meta trail, Baños, Ecuador, 1200 m.

Distribution: Higher elevations, from 1000 to 1800 m, in valley of Río Pastaza, Pastaza Province, Ecuador.

Micrurus steindachneri petersi Roze

1967 Micrurus steindachneri petersi Roze, Amer. Mus. Novitates, 2287: 45, fig. 16. Type-locality: One mi south of Plan de Milagro on trail to Pan de Azúcar, Morona-Santiago Province, Ecuador, 5600 ft.

Distribution: Known only from type-locality.

MICRURUS STEWARTI Barbour and Amaral

1928 Micrurus stewarti Barbour and Amaral, Bull. Antivenin Inst. Amer., 1: 100. Type-locality: Nombre de Dios, Sierra de la Bruja, Panama.

1940 Micrurus schmidtii Dunn, Proc. Acad. Nat. Sci. Phila., 92: 119, pl. 2. Type-locality: Valle de Antón, 50 mi west of Canal Zone, Panama, 2000 ft.

Distribution: Intermediate elevations east and west of Canal Zone, Panama.

MICRURUS STUARTI Roze

1967 Micrurus stuarti Roze, Amer. Mus. Novitates, 2287: 47, fig. 17. Type-locality: Finca La Paz, San Marcos, Guatemala, 1345 m.

Distribution: Known only from type locality and Finca El Naranjo, Volcán Santa Clara, Suchitepequez, Guatemala.

MICRURUS SURINAMENSIS (Cuvier)

1817 Elaps surinamensis Cuvier, Le Règne Animal, Paris, 2: 84. Type-locality: Surinam.

1919 Micrurus surinamensis—Beebe, Zoologica, 2: 216.

Distribution: Northern South America east of Andes.

Content: Two subspecies.

Key to the subspecies

1. Ventrals 162-174 in males; 173-187 in females-----surinamensis
Ventrals 186-193 in males; 197-206 in females-----nattereri

Clave de subspecies

1. Ventrals 162-174 en machos; 173-187 en hembras-----surinamensis
Ventrals 186-193 en machos; 197-206 en hembras-----nattereri

Micrurus surinamensis surinamensis (Cuvier)

1952 Micrurus surinamensis surinamensis—Schmidt, Fieldiana, Zool., 34: 29, figs. 4-5.

Distribution: Guianas and Amazonian region, including Colombia, Ecuador, Peru, Brazil, and Bolivia.

Micrurus surinamensis nattereri Schmidt

1952 Micrurus surinamensis nattereri Schmidt, Fieldiana, Zool., 34: 27. Type-locality: Between Guaramoca and San Fernando, Venezuela.

Distribution: Upper Río Orinoco and Río Negro region of southern Venezuela and northern Brazil.

MICRURUS

MICRURUS TSCHUDII (Jan)

1858 Elaps tschudii Jan, Rev. Mag. Zool., (2) 10: 524. Type-locality: Peru.

1925 Micrurus tschudii—Schmidt and Schmidt, Zool. Ser. Field Mus. Nat. Hist., 12: 132, pl. 12.

Distribution: Pacific slopes from southern Ecuador to southern Peru and possibly northwestern Bolivia.

Content: Two subspecies.

Key to the subspecies

1. Black triads 13-19 (usually more than 13)
in males; ventrals 206-230 in females-----tschudii
Black triads 10-13 in males; ventrals 197-
210 in females-----olssoni

Clave de subespecies

1. Triadas negras 13-19 (usualmente más de 13)
en machos; ventrales 206-230 en hembras---
-----tschudii
Triadas negras 10-13 en machos; ventrales
197-210 en hembras-----olssoni

Micrurus tschudii tschudii (Jan)

1936 Micrurus tschudii tschudii—Schmidt, Zool. Ser. Field Mus. Nat. Hist., 20: 202.

Distribution: Pacific slopes of Peru from Departamento de Libertad probably to northwestern Bolivia.

Micrurus tschudii olssoni Schmidt and Schmidt

1925 Micrurus olssoni Schmidt and Schmidt, Zool. Ser. Field Mus. Nat. Hist., 12: 130, pl. 11.
Type-locality: Negritos, Piura, Peru.

1936 Micrurus tschudii olssoni—Schmidt, Zool. Ser. Field Mus. Nat. Hist., 20: 202.

Distribution: Pacific slopes from southern Ecuador to northwestern Peru.

NINIA Baird and Girard

1853 Ninia Baird and Girard, Catalogue of North American Reptiles: 49. Type-species: Ninia diademata Baird and Girard.

1854 Streptophorus Duméril, Bibron and Duméril, *Erp. Gén.*, 7: 514. Type-species: Streptophorus bifasciatus Duméril, Bibron and Duméril.

Distribution: Mexico through Central America to Venezuela, Colombia and Ecuador.

Content: Eight species.

Key to the species

1. Fewer than 21 scale rows at midbody-----2
With 21 scale rows at midbody-----hudsoni
2. Scale rows at midbody 19-----3
Scale rows at midbody 17-----6
3. Fewer than 75 subcaudals-----4
More than 70 subcaudals-----diademata
4. Venter usually immaculate, not variegated with
yellow and black-----5
Venter never immaculate, variegated with yellow
and black-----maculata
5. Dorsum reddish, with black collar-----sebae
Dorsum black, no collar-----atrata
6. Dorsum not unicolor, at least a nuchal collar
present-----7
Dorsum uniform black-----psephota
7. Dorsum blackish with 54-64 light crossbars; no
nuchal collar-----oxynota
Dorsum dark blue, without crossbars; yellow
nuchal collar-----cerroensis

Clave de especies

1. Menos de 21 filas de escamas al medio del
cuerpo-----2
Filas de escamas al medio del cuerpo 21-hudsoni
2. Escamas en 19 filas al medio del cuerpo-----3
Escamas en 17 filas al medio del cuerpo-----6
3. Menos de 75 escamas subcaudales-----4
Más de 70 escamas subcaudales-----diademata
4. Vientre generalmente immaculado, no variegado
de negro o amarillo-----5
Vientre nunca immaculado, variegado de negro
y amarillo-----maculata
5. Dorso rojo, con collar negro-----sebae
Dorso negro, sin collar-----atrata
6. Dorso no unicolor, al menos collar nuchal
presente-----7
Dorso negro uniforme-----psephota
7. Dorso pardo negruzco, atravesado por 54-64
bandas grises claras; collar nuchal ausente-----
-----oxynota
Dorso azul oscuro, no atravesado por bandas
grises claras; collar nuchal presente, de color
amarillento-----cerroensis

NINIA ATRATA (Hallowell)

1845 Coluber atratus Hallowell, *Proc. Acad. Nat. Sci. Phila.*, 1845: 245. Type-locality: within 200 miles of Caracas, Venezuela.

1854 Streptophorus lansbergi Duméril, Bibron and Duméril, *Erp. Gén.*, 7: 518. Type-locality: Caracas, Venezuela.

1854 Streptophorus drozii Duméril, Bibron and Duméril, *Erp. Gén.*, 7: 518. Type-locality: New Orleans; in error.

1860 Ninia atrata—Cope, *Proc. Acad. Nat. Sci. Phila.*, 1860: 340.

1862 Streptophorus sebae schmidtii Jan, *Arch. Zool. Anat. Fis.*, 2: 27. Type-locality: Guayaquil, Ecuador.

1881 Ninia spilogaster Peters, *Sitz. Ges. Naturforsch. Freunde Berlin*, 1881: 49. Type-locality: Ecuador.

Distribution: Southern Central America in Panama and Costa Rica to Ecuador, Venezuela and Trinidad.

Comment: This taxon is a primary homonym of Coluber atratus Gmelin, 1788, but it has been validated by the International Commission of Zoological Nomenclature, *Op.* 644, *Bull. Zool. Nomencl.*, 20, 1963, 26.

NINIA CERROENSIS Taylor

1954 Ninia cerroensis Taylor, *Univ. Kansas Sci. Bull.*, 36: 699. Type-locality: Pacific slope of Cerro de la Muerte, on Pan-American Highway, Costa Rica, at approximately 7500 ft.

Distribution: Known only from type locality.

NINIA DIADEMATA Baird and Girard

1853 Ninia diademata Baird and Girard, Cat. N. Amer. Rept.: 49. Type-locality: Orizaba, Mexico.

Distribution: Mexico, Honduras, Guatemala.

Content: Four subspecies, two (diademata Baird and Girard and plorator Smith) extralimital.

Key to the subspecies

1. Rounded dark spots on belly; ventrals
132-145 in males, 138-150 in females-----
-----labiosa
Crescent-shaped spots on belly; ventrals
127-131 in males, 130-137 in females-----
-----nietoi

Clave de subspecies

1. Manchas oscuras medioventrales redondeadas;
ventrales 132-145 (machos) y 138-150
(hembras)-----labiosa
Manchas oscuras en forma de crecientes;
ventrales 127-131 (machos) y 130-137
(hembras)-----nietoi

Ninia diademata labiosa (Bocourt)

1883 Streptophorus labiosus Bocourt, Miss. Sci. Mex., Rept.: 550, pl. 32, fig. 6-6f. Type-locality: Guatemala.

1930 Ninia diademata labiosa—Amaral, Mem. Inst. Butantan, 4: 151.

Distribution: Moderate elevations of Pacific slope from Oaxaca to Guatemala.

Ninia diademata nietoi Burger and Werler

1954 Ninia diademata nietoi Burger and Werler, Univ. Kansas Sci. Bull., 36: 657, fig. 1.
Type-locality: San Andres Tuxtla, Veracruz, Mexico.

Distribution: Caribbean slope from southern Veracruz to Honduras; not on northern part of Yucatán Peninsula.

NINIA HUDSONI Parker

1940 Ninia hudsoni Parker, Ann. Mag. Nat. Hist., (11) 5: 270. Type-locality: New River, British Guiana.

Distribution: British Guiana; Amazonian Ecuador.

NINIA MACULATA (Peters)

1940 Streptophorus maculata Peters, Monats. Akad. Wiss. Berlin, 1861: 924. Type-locality: Costa Rica.

1935 Ninia maculata—Dunn, Proc. Nat. Acad. Sci., 21: 11.

Distribution: Alta Verapaz, Guatemala to Darién region in Panama.

Content: Three subspecies.

Key to the subspecies

1. Fewer than 65 subcaudals-----2
More than 65 subcaudals-----pavimentata
2. More than 49 light grey cross bands-----
-----tessellata
Fewer than 25 light grey cross bands-----
-----maculata

Clave de subspecies

1. Menos de 65 subcaudales-----2
Más de 65 subcaudales-----pavimentata
2. Bandas transversales de color gris pálido
en número de 50 o más-----tessellata
Bandas transversales de color gris pálido
en número de 25 o menos-----maculata

Ninia maculata maculata (Peters)

1948 Ninia maculata maculata—Stuart, Misc. Publ. Mus. Zool. Univ. Mich., 69: 75.

Distribution: Pacific slopes of Oarién and Panama Canal Zone to central Costa Rica; Caribbean drainage of Costa Rica.

Ninia maculata pavimentata (Bocourt)

1883 Streptophorus maculatus pavimentatus Bocourt, Miss. Sci. Mex., Rept.: 549, pl. 32, figs. 8-8d, pl. 33, fig. 2. Type-locality: Alta Verapaz, Guatemala.

1948 Ninia maculata pavimentata—Stuart, Misc. Publ. Mus. Zool. Univ. Mich., 69: 75.

Distribution: Moderate elevations in mountains of Alta Verapaz, Guatemala.

Ninia maculata tessellata Cope

1876 Ninia sebae tessellata Cope, Jour. Acad. Nat. Sci. Phila., (2) 8, 1875: 145. Type-locality: Costa Rica.

1910 Streptophorus subtessellatus Werner, Mitt. Nat. Hist. Mus. Hamburg, 26: 215. Type-locality: Cariblanco, Costa Rica.

1954 Ninia maculata tessellata—Burger, Univ. Kansas Sci. Bull., 36: 653.

Distribution: Caribbean slope of southern Nicaragua, Costa Rica, and probably of Panama.

NINIA OXYNOTA (Werner)

1910 Streptophorus oxynotus Werner, Mitt. Nat. Hist. Mus. Hamburg, 26: 216. Type-locality: Cariblanco, Costa Rica.

1951 Ninia oxynota—Taylor, Univ. Kansas Sci. Bull., 34: 56.

Distribution: Subtropical zone of Cordillera Central, Costa Rica, above 4000 ft.

NINIA PSEPHOTA (Cope)

1876 Catostoma psephotum Cope, Jour. Acad. Nat. Sci. Phila., (2) 8, 1875: 146. Type-locality: Higher points on Pico Blanco, chiefly in rainy zone from 5000-7000 ft, Costa Rica.

1935 Ninia psephota—Dunn, Proc. Nat. Acad. Sci., 21: 12.

Distribution: Subtropical zone, Volcán de Chiriquí, Panama, and adjacent Cordillera de Talamanca, eastern Costa Rica, above 4000 ft.

NINIA SEBAE (Duméril, Bibron and Duméril)

1854 Streptophorus sebae Duméril, Bibron and Duméril, Erp. Gén., 7: 515. Type-locality: Mexico; restricted to state of Veracruz, Mexico, by Schmidt and Andrews, Zool. Ser. Field Mus. Nat. Hist., 20, 1936, 171, and to Veracruz, State of Veracruz, Mexico, by Smith and Taylor, Univ. Kansas Sci. Bull., 33, 1950, 351.

1935 Ninia sebae—Dunn, Proc. Nat. Acad. Sci., 21: 11.

Distribution: Oaxaca and Veracruz, Mexico, including dryer part of Yucatán Peninsula south to Costa Rica.

Content: Four subspecies, according to the most recent revision of the species by Schmidt and Rand, Fieldiana: Zool., 39, 1957, 73-84.

Key to the subspecies

1. Black dorsal spots in the form of well-defined transverse bars, often reduced in both size and number or absent (nuchal black saddle invariable)-----2
Dorsal markings of small spots rather than vertical bars, very numerous, never reduced in number or absent-----punctulata

Clave de subspecies

1. Diseño dorsal de barras transversas, negras frecuentemente reducidas en número y tamaño, o ausentes; mancha nuchal negra, en forma de silla de montar, constante-----2
Diseño dorsal pequeñas manchas muy numerosas, nunca ausentes-----punctulata

NINIA

2. Dorsal crossbars usually present, occasionally reduced or absent; loreal rectangular; caudals in males 41-72, in females 37-61-----3
 No dorsal crossbars; loreal usually narrowed posteriorly; caudals in males 64-74, in females 53-65-----immaculata
3. Ventrals in males 139-151, in females 142-156; caudals in males 41-57, in females 37-49; about 50 per cent of specimens with much reduced body spots, or without spots-----morleyi
 Ventrals in males 131-151, in females 134-152; caudals in males 41-72, in females 40-61; majority of specimens boldly black-marked-----sebae
2. Barras dorsales usualmente presentes, ocasionalmente reducidas o ausentes; loreal rectangular; subcaudales en machos 41-72, en hembras 37-61-----3
 Sin barras dorsales transversas; usualmente loreal angosta posteriormente; subcaudales en machos 64-74, en hembras 53-65-----immaculata
3. Ventrals en machos 139-151, en hembras 142-156; subcaudales en machos 41-57, en hembras 37-49; alrededor del 50 por ciento de los ejemplares con manchas muy reducidas o sin ellas-----morleyi
 Ventrals en machos 131-151, en hembras 40-61; mayoría de ejemplares con manchas negras prominentes-----sebae

Ninia sebae sebae (Duméril, Bibron and Duméril)

- 1855 Elapoides fasciatus Hallowell, Jour. Acad. Nat. Sci. Phila., (2) 3: 35, pl. 4. Type-locality: Honduras.
 1862 Streptophorus sebae collaris Jan, Arch. Zool. Anat. Fis., 2: 27. Type-locality: Mexico.
 1883 Streptophorus sebae var dorsalis Bocourt, Miss. Sci. Mex., Rept.: 547. Type-locality: Belize, Honduras.
 1936 Ninia sebae sebae—Schmidt and Andrews, Zool. Ser. Field Mus. Nat. Hist., 20: 170.

Distribution: Caribbean slopes except Yucatán Peninsula, from Veracruz to Guatemala; also El Salvador and Honduras.

Ninia sebae immaculata Schmidt and Rand

- 1957 Ninia sebae immaculata Schmidt and Rand, Fieldiana: Zool., 39: 81. Type-locality: Río Escondido (or Bluefields River), southeastern Nicaragua.

Distribution: Nicaragua.

Ninia sebae morleyi Schmidt and Andrews

- 1936 Ninia sebae morleyi Schmidt and Andrews, Zool. Ser. Field Mus. Nat. Hist., 20: 169. Type-locality: Chichen Itzá, Yucatán, Mexico.

Distribution: Northern half of Yucatán Peninsula; Petén, Guatemala.

Ninia sebae punctulata (Bocourt)

- 1883 Streptophorus sebae var punctulata Bocourt, Miss. Sci. Mex., Rept.: 547. Type-locality: Guatemala; restricted to vicinity of Quezaltenango, Pacific slope, southern Guatemala, by Schmidt and Rand, Fieldiana: Zool., 39, 1957, 79.
 1957 Ninia sebae punctulata—Schmidt and Rand, Fieldiana: Zool., 39: 79.

Distribution: Pacific slope of Guatemala and contiguous Chiapas, between 500 and 2000 m.

NOTHOPSIS Cope

1871 Nothopsis Cope, Proc. Acad. Nat. Sci. Phila., 1871: 201. Type-species: Nothopsis rugosus Cope.

Distribution: Atlantic coast of Nicaragua, Costa Rica, and Panama; Pacific coast of Colombia and Ecuador.

NOTHOPSIS RUGOSUS Cope

1871 Nothopsis rugosus Cope, Proc. Acad. Nat. Sci. Phila., 1871: 201. Type-locality: Darien, Panama.

1905 Nothopsis affinis Boulenger, Ann. Mag. Nat. Hist., (7) 15: 453. Type-locality: Salidero, Ecuador.

1951 Nothopsis torresi Taylor, Univ. Kansas Sci. Bull., 34: 31, pl. 1. Type-locality: Morehouse Finca, five mi southwest of Turrialba, Costa Rica.

1957 Nothopsis rugosus—Dunn and Dowling, Copeia, 1957: 255, pl. 1.

Distribution: Atlantic coast of Nicaragua, Costa Rica, and Panama; Pacific coast of Colombia and Ecuador.

OPISTHOPLUS Peters

- 1882 Opisthoplus Peters, Sitz. Akad. Wiss. Berlin, 52: 1148. Type-species: Opisthoplus degener Peters.
1947 Aproterodon Vanzolini, Pap. Avul. Depto. Zool. São Paulo, 8: 181. Type-species: Aproterodon clementei Vanzolini.

Distribution: As for only known species.

Content: One species.

OPISTHOPLUS DEGENER Peters

- 1882 Opisthoplus degener Peters, Sitz. Akad. Wiss. Berlin, 52: 1149, figs. 1-4. Type-locality: Not indicated; restricted by Hoge, Mem. Inst. Butantan 28, 1959, 68, to Estado Rio Grande do Sul, Brazil.
1947 Aproterodon clementei Vanzolini, Pap. Avul. Depto. Zool. São Paulo, 8, 183. Type-locality: Rio Grande do Sul, Brazil.
1959 Opisthoplus degener—Hoge, Mem. Inst. Butantan (1957-1958), 28: 68.

Distribution: Known only from Quinta, Garazinho and vicinity of Porto Alegre, Rio Grande do Sul, Brazil.

Prepared by E. D. Keiser, University of Southwestern Louisiana, Lafayette, Louisiana

OXYBELIS Wagler

1826 Dryophis Fitzinger (preoccupied by Dryophis Dalman, 1823), Neue Classification der Amphibien: 60.

Type-species: Coluber fulgidus Daudin.

1830 Oxybelis Wagler, Nat. Syst. Amphib.: 183. Type-species: Dryinus aeneus Wagler.

1848 Plastor Gistel (substitute name for Oxybelis Wagler), Naturgeschichte des Thierreichs: x.

Distribution: Extreme southwestern United States, tropical Mexico and South America to Brazil, Bolivia, and Peru.

Content: Four species.

Key to the species

Clave de especies

- | | |
|---|---|
| <p>1. Lateral and vertebral dark stripes lacking----2
Prominent lateral and vertebral dark stripes
present-----<u>argenteus</u></p> | <p>1. Sin líneas oscuras laterales y vertebrales----2
Con líneas oscuras laterales y vertebrales-----
-----<u>argenteus</u></p> |
| <p>2. Anal plate divided; supralabials usually eight
or more-----3
Anal plate single; supralabials usually six----
-----<u>brevirostris</u></p> | <p>2. Placa anal dividida; ocho o más supralabiales-3
Placa anal entera; seis supralabiales-----
-----<u>brevirostris</u></p> |
| <p>3. Paired white or yellow lateral stripes on
venter prominent on full length of body-----
-----<u>fulgidus</u>
Paired white or yellow ventral stripes absent,
or if present, weak and restricted to extreme
lateral edges of ventrals on anterior half of
body-----<u>aeneus</u></p> | <p>3. Par de líneas blancas o amarillas prominente a
lo largo de todo el vientre-----<u>fulgidus</u>
Par de líneas ventrales blancas o amarillas
ausente; si está presente, las líneas son
pálidas y restringidas a los extremos de los
márgenes laterales, en la mitad anterior
ventral del cuerpo-----<u>aeneus</u></p> |

OXYBELIS AENEUS (Wagler)

1824 Dryinus aeneus Wagler, in Spix, Sp. Nov. Serp. Bras.: 12, pl. 3. Type-locality: "Habitat in sylvis adjacentibus flumini Solimöens, prope Ega." Ega is an older name for Tefé, Amazonas, Brazil.

1824 C. oluber acuminatus Wied, Isis von Oken, 6: 667. Type-locality: None stated; but Wied, Beiträge Naturgesch. Bras., 1825, 326, wrote: "Sie kommt besonders in der Gegend des Flusses Espirito Santo vor."

1825 Dryinus auratus Bell, Zool. Jour., London, 2: 325, pl. 12. Type-locality: Mexico.

1830 Oxybelis aeneus—Wagler, Nat. Syst. Amphib.: 183.

1854 Dryophis vittatus Girard, Proc. Acad. Nat. Sci. Phila., 1854: 226. Type-locality: Taboga, Bay of Panama.

1926 Oxybelis microphthalmus Barbour and Amaral, Proc. New England Zool. Club, 9: 80. Type-locality: Calabasas Canyon, Arizona.

1941 Oxybelis potosiensis Taylor, Univ. Kansas Sci. Bull., 27: 128, pl. 6, figs. 4-6. Type-locality: Km 192, 38 km northwest of Ciudad Maiz, San Luis Potosi, Mexico.

Distribution: Low to moderate and occasionally intermediate elevations from southern Arizona south along eastern and western coasts of Mexico, throughout Central America, and east and west of Andes in northern half of South America.

OXYBELIS ARGENTEUS (Daudin)

1803 Coluber argenteus Daudin, Hist. Nat. Rept., 6: 336. Type-locality: Unknown.

1853 Oxybelis argenteus—Duméril, Mém. Acad. Sci. Paris, 23: 487.

1923 Oxybelis boulengeri Procter, Proc. Zool. Soc. London, 1923: 1062, fig. 1a-c. Type-locality: Trinidad, Río Mamoré, Bolivia.

Distribution: Lowlands of northern South America east of Andes.

 OXYBELIS

OXYBELIS BREVIROSTRIS (Cope)

- 1861 O. [xyophis] brevirostris Cope, Proc. Acad. Nat. Sci. Phila., 1860: 555. Type-locality: "Veraguas, New Grenada".
- 1863 O. [xybelis] coerulescens Jan, Elenco Sist. Degli Ofidi: 88. Type-locality: Costa Rica.
- 1896 Oxybelis brevirostris—Boulenger, Cat. Sn. Brit. Mus., 3: 190.

Distribution: Caribbean lowlands of Central America from Nicaragua through Panama to Pacific lowlands of Colombia and Ecuador.

OXYBELIS FULGIOUS (Daudin)

- 1803 Coluber fulgidus Daudin, Hist. Nat. Rept., 6: 352, pl. 80. Type-locality: In neighborhood of Port-au-Prince, Santo Domingo (presumably in error); suggested as Surinam by Schmidt, Zool. Ser. Field Mus. Nat. Hist., 22, 1941, 506; restricted to Chichen Itzá, Yucatán, Mexico, by Smith and Taylor, Univ. Kansas Sci. Bull., 33, 1950, 352.
- 1837 D. [xyiophis] catesbyi Schlegel, Essai Physion. Serp., 252. Type-locality: Uncertain.
- 1853 O. [xybelis] fulgidus—Duméril, Mém. Acad. Sci. Paris, 23: 487.

Distribution: Low to moderate elevations of Mexico, Central America, and tropical South America east of Andes.

Prepared by Joseph R. Bailey, Duke University, Durham, North Carolina

OXYRHOPUS Wagler

1830 Oxyrhopus Wagler, Nat. Syst. Amphib.: 185. Type-species: Oxyrhopus petola Linnaeus (by subsequent restriction. This species not mentioned in Wagler).

1843 Sphenocephalus Fitzinger, Systema Reptilium: 25. Type-species: Lycodon formosus Schlegel.

1847 Oxyrrhopus Agassiz (emendation of Oxyrhopus Wagler), Nomenclator Zoologici Index Universalis: 26B.

1913 Erythroxyrhopus Thompson, Proc. Acad. Nat. Sci. Phila., 1913: 80. Type-species: Oxyrhopus trigeminus Duméril, Bibron and Duméril.

Distribution: Southern Mexico to about 35°S latitude east of Andes and to just north of Lima, Peru, west of Andes, in South America.

Content: Six species groups containing eleven species for which names are currently available in the literature, plus several as yet undescribed taxa.

Key to the species

Clave de especies

- | | |
|---|---|
| <p>1. Preocular usually in contact with frontal; hemipenis with sulcus opening on terminal clear space or disc; usually ten lower labials with six in contact with chin shields (often nine with five contacting chin shields in <u>rhombifer</u> group); dark body bands only on outer quarter of ventrals posteriorly, unless in triads-----2</p> <p>Preocular usually well separated from frontal; hemipenis with calyces at tips; lower labials nine, five or fewer in contact with chin shields (<u>clathratus</u> has ten, six in about 16%); body bands often reaching midventral line posteriorly-----6</p> | <p>1. Preocular usualmente en contacto con frontal; hemipenis cuyo sulcus se abre en espacio terminal o disco; frecuentemente diez infralabiales con seis en contact con geneiales (a menudo nueve infralabiales, cinco en contacto con las geneiales en el grupo <u>rhombifer</u>); bandas oscuras posteriores del cuerpo sólo en los cuartos exteriores de las ventrales, si no hay tríadas-----2</p> <p>Preocular usualmente bien separada de frontal; hemipenis con cálices en los ápices; infralabiales nueve, cinco o menos en contacto con geneiales (<u>clathratus</u> tiene diez, seis en contacto en alrededor del 16%); las bandas del cuerpo frecuentemente llegan al mediovientre posteriormente-----6</p> |
| <p>2. Dorsal body bands either include outer edges of ventrals or are completely absent posteriorly-----3</p> <p>Dorsal body bands throughout body not extending laterally to ventrals-----<u>rhombifer</u></p> | <p>2. Bandas dorsales del cuerpo u ocupan bordes exteriores de ventrales o están ausentes completamente en la zona posterior-----3</p> <p>Bandas dorsales sobre todo el cuerpo que no se extienden lateralmente hasta las ventrales-----<u>rhombifer</u></p> |
| <p>3. Dorsal bands arranged in triads at least in anal region, extending well onto ventrals (some individuals of <u>melanogenys</u> may lose some or all triads from posterior part of body, but retain a pair of dark bands on nape unless coalesced through ontogenetic melanism)-----4</p> <p>Dorsal bands (unless obscured by ontogenetic melanism) not arranged in triads, and extend only onto outer tips of ventrals posteriorly-----<u>petola</u></p> | <p>3. Bandas dorsales dispuestas en tríadas a lo menos en la región anal, bien extendidas hasta las ventrales (algunos individuos de <u>melanogenys</u> pueden perder algunas o todas las tríadas de la parte posterior del cuerpo, reteniendo un par de bandas oscuras sobre la nuca a no ser que se suelden en casos de melanismo ontogénico)-----4</p> <p>Bandas dorsales (a menos estén oscurecidas por melanismo ontogenético) no dispuestas en tríadas, extendidas hasta alcanzar las ventrales sólo posteriormente-----<u>petola</u></p> |
| <p>4. Distinct triads present throughout body (rarely obscured by ontogenetic melanism)-----5</p> <p>Triads absent posteriorly or incompletely developed at least anteriorly-----<u>melanogenys</u></p> | <p>4. Tríadas distintas presentes a lo largo de todo el cuerpo (raramente oscurecidas por melanismo ontogenético)-----5</p> <p>Triadas ausentes posteriormente o incompletamente desarrolladas a lo menos anteriormente-----<u>melanogenys</u></p> |

5. Scales along middorsal row from parietal notch to posterior edge of second dark band on neck 10-23, usually thirteen or more; triads much longer than interspaces; snout frequently light spotted-----trigeminus
Scales from parietal notch to end of second dark band 6-14, usually ten or fewer; triads generally equal to or shorter than interspaces; snout dark-----melanogenys
6. Black body bands extending well onto ventrals and light interspaces, unless modified by ontogenetic change, in which case snout may be light and body scales tipped with dark, or snout dark and considerable dorsal pigment extending onto ventrals-----7
Body color (in alcohol) dark brown and yellow or white irregularly spotted, each scale generally of a single color; venter immaculate; juvenile with light collar followed by dark nape blotch-----fitzingeri
7. Snout and crown dark anterior to parietals; body with dark and light bands, no ontogenetic fading of dark bands-----8
Head red (white in alcohol); body with dark and light bands; in some populations, dark bands may fade while light interspaces and crown may darken, leaving unpatterned snake with dark scale tips and with dark brown crown and nape; snout always light-----formosus
8. Dorsal scales in 19 rows at midbody-----9
Dorsal scales in 17 or 15 rows at midbody-----11
9. Body bands fewer, 25-36, nearly or quite complete posteriorly; light interspaces wider posteriorly than anteriorly and considerably wider on lower sides; ontogenetic melanism incomplete-----10
Body bands generally more numerous, over 30 in south, 40 in north; bands usually not continuous across belly; light interspaces about one scale wide throughout length of body and not widening appreciably on sides; larger specimens frequently completely melanistic except midventrally-----clathratus
10. Posteriorly light interspaces 2-1/2 to 3 times length of dark bands; dark bands on body 25-29; light collar covers three to six scales along median row-----venezuelanus
Posteriorly light interspaces usually less than twice length of dark bands; dark bands on body 27-36; light collar covers 1 to 2-1/2 scales along median row-----doliatus
5. Con 10-23, usualmente trece o más, escamas en la fila mediodorsal, desde la muesca parietal al borde posterior de la segunda banda oscura sobre la nuca; tríadas mayores que interespacios; hocico frecuentemente manchado en claro-----trigeminus
Con 6-14, usualmente diez o menos, escamas en la fila mediodorsal, desde la muesca parietal hasta el borde posterior de la segunda banda oscura sobre la nuca; tríadas generalmente iguales o más cortas que los interespacios; hocico oscuro-----melanogenys
6. Bandas negras bien extendidas sobre ventrales conjuntamente con espacios claros a menos que hayan sido modificados por cambios ontogénicos, en cuyo caso el hocico puede ser claro y las escamas del cuerpo salpicadas de oscuro o el hocico oscuro y considerable pigmento dorsal se extiende por las ventrales-----7
Color del cuerpo (en alcohol) pardo oscuro manchado irregularmente con amarillo o blanco, cada escama generalmente de un solo tono; vientre immaculado; juveniles con collar claro seguido de mancha nucal oscura-----fitzingeri
7. Hocico y parte superior de la cabeza anteriormente a las parietales oscura; cuerpo con bandas claras y oscuras, no hay decoloración ontogenética de las bandas oscuras-----8
Cabeza roja (blanca en alcohol); cuerpo con bandas oscuras y claras; en algunas poblaciones, las bandas oscuras pueden decolorarse mientras los espacios claros y la parte superior de la cabeza puede oscurecerse, dando una ausencia de diseño con escamas oscuras en los ápices y pardo oscuro sobre la parte superior de la cabeza y la nuca; hocico siempre claro-----formosus
8. Escamas dorsales en 19 filas al medio del cuerpo-----9
Escamas dorsales en 17 o 15 filas al medio del cuerpo-----11
9. Bandas del cuerpo menos de 25-36, casi completas posteriormente; espacios claros más anchos posterior que anteriormente, considerablemente más anchos sobre los lados inferiormente; melanismo ontogénico incompleto-----10
Bandas del cuerpo generalmente más numerosas, sobre 30 en el sur, 40 en el norte; usualmente las bandas no son continuas a través del vientre; espacios claros alrededor de una escama de ancho a lo largo de todo el cuerpo no ensanchándose apreciablemente en los lados; grandes ejemplares frecuentemente totalmente melánicos excepto medioventralmente-----clathratus
10. Espacios claros posteriores 2-1/2 a 3 veces la longitud de las bandas oscuras; bandas oscuras sobre el cuerpo 25-29; collar claro que cubre tres a seis escamas sobre la fila mediana-----venezuelanus
Espacios claros posteriores menos del doble de la longitud de las bandas oscuras; bandas oscuras sobre el cuerpo 27-36; collar claro que cubre 1 a 2-1/2 escamas sobre la fila mediana-----doliatus

11. Dorsals in 17 rows; usually eight upper labials, fourth and fifth in orbit; subcaudals more than 75-----leucomelas
 Dorsals in 15 rows; seven upper labials, third and fourth in orbit; subcaudals fewer than 55-----marcapatae

11. Dorsales en 17 filas; usualmente ocho supralabiales, cuarta y quinta en la órbita; subcaudales más de 75-----leucomelas
 Dorsales en 15 filas; siete supralabiales, tercera y cuarta en la órbita; subcaudales menos de 55-----marcapatae

OXYRHOPUS CLATHRATUS Duméril, Bibron and Duméril
doliatus group

- 1854 Oxyrhopus clathratus Duméril, Bibron and Duméril, *Erp. Gén.*, 7: 1026. Type-locality: Brazil.
 1903 Oxyrhopus doliatus var. viperina Werner, *Zool. Anz.*, 26: 250. Type-locality: Brazil.
 1923 Clelia clathrata pulcherrima Müller, *Zool. Anz.*, 57: 153. Type-locality: Humboldt, Santa Catarina, Brazil.

Distribution: Southeastern Brazil from southern Minas Gerais to Rio Grande do Sul and Misiones, Argentina.

OXYRHOPUS DOLIATUS Duméril, Bibron and Duméril
doliatus group

- 1854 Oxyrhopus doliatus Duméril, Bibron and Duméril, *Erp. Gén.*, 7: 1020. Type-locality: Brazil?
 1913 Drepanodon erdisii Barbour, *Proc. Acad. Nat. Sci. Phila.*, 1913: 506, pl. 17, figs. 3-4. Type-locality: Machu Picchu, Peru.

Distribution: Definitely known only from Cuzco Province, Peru.

OXYRHOPUS FITZINGERI (Tschudi)
fitzingeri group

- 1845 Siphlophis fitzingeri Tschudi, *Arch. für Naturg.*, 11 (1): 165. Type-locality: Peru; further stated as coastal region of Peru by Tschudi, *Fauna Peruana*, Rept., 1846, 57, pl. 8.
 1863 O. [xyrhopus] fitzingeri—Jan, *Elenco Sist. Ofidi*: 93.

Distribution: Coastal areas of Ecuador and Peru.

Content: Two subspecies.

Key to the subspecies

1. More than 220 ventrals-----fitzingeri
 Fewer than 210 ventrals-----frizzelli

Clave de subespecies

1. Ventrals más de 220-----fitzingeri
 Ventrals menos de 210-----frizzelli

Oxyrhopus fitzingeri fitzingeri (Tschudi)

- 1943 Oxyrhopus fitzingeri fitzingeri—Schmidt and Walker, *Zool. Ser. Field Mus. Nat. Hist.*, 24: 312.

Distribution: Coast of southern Peru.

Oxyrhopus fitzingeri frizzelli Schmidt and Walker

- 1943 Oxyrhopus fitzingeri frizzelli Schmidt and Walker, *Zool. Ser. Field Mus. Nat. Hist.*, 24: 313. Type-locality: Negritos, Piura, Peru.

Distribution: Dry Pacific lowlands of Ecuador and Peru.

OXYRHOPUS

OXYRHOPUS FORMOSUS (Wied)

- 1820 Coluber formosus Wied, Nova Acta Acad. Leop. Carol., 10 (1): 109. Type-locality: Lagoa d'Arara, Rio Mucuri, Bahia, Brazil.
- 1824 Natrix occipitalis Wagler, in Spix, Sp. Nov. Serp. Bras.: 21, pl. 6, fig. 2. Type-locality: Rio Solimões, Brazil.
- 1854 Oxyrhopus leucocephalus Duméril, Bibron and Duméril, Erp. Gén., 7: 1038. Type-locality: Unknown.
- 1863 O. [oxyrhopus] labialis Jan, Elenco Sist. Ofidi: 93, and Jan and Sordelli, 1870, Icon. Gén. Ophidiens, Livr. 35: pl. 2, fig. 2. Type-locality: South America.
- 1871 Oxyrhopus submarginatus Peters, Monats. Akad. Wiss. Berlin, 1871: 401. Type-locality: Pozuzu, Peru.
- 1916 Clelia peruviana Griffin, Mem. Carnegie Mus., 7: 204. Type-locality: Tarma, Peru.
- 1927 Oxyrhopus iridescens Werner, Sitz. Math.-Naturwiss. Kl. Acad. Wiss. Wien, 135: 248. Type-locality: Huancabamba, Peru.

Distribution: Forested South America north of about 20°S latitude.

Comment: This is obviously a complex of forms, and much more material than is presently available will be required to study it satisfactorily. The eastern Brazilian and the westernmost Peruvian material, along with a few other specimens, retain the characteristic orange head and banded pattern throughout life with only some darkening of the crown. Most of the specimens from the Amazon watershed and Colombia lose the dark bands with maturity, and the head behind the snout darkens to resemble closely unbanded specimens of Oxyrhopus melanogenys, with which these specimens have usually been confused.

OXYRHOPUS LEUCOMELAS (Werner), new combinationdoliatus group

- 1916 Tropidodipsas leucomelas Werner, Zool. Anz., 47: 309. Type-locality: Cañon de Tolima, Colombia.
- 1961 Tripanurgos leucomelas—Downs, Copeia, 1961: 386, fig. 1.

Distribution: Amazonian slopes of Ecuador and Peru; headwater areas of Cauca and Magdalena river valleys.

OXYRHOPUS MARCAPATAE (Boulenger), new combinationdoliatus group

- 1902 Homalocranium marcapatae Boulenger, Ann. Mag. Nat. Hist., (7) 10: 401. Type-locality: Marcapata Valley, eastern Peru.
- 1914 Drepanodon eatoni Ruthven, in Barbour, Proc. Acad. Nat. Sci. Phila., 1913: 506. Type-locality: Machu Picchu, Peru.

Distribution: Marcapata and Urubamba valleys in Peruvian highlands.

OXYRHOPUS MELANOGENYS (Tschudi)melanogenys group

- 1845 Sphenocephalus melanogenys Tschudi, Arch für Naturg., 11 (1): 163. Type-locality: Peru; further specified as Chanchamayo region, Peru, by Tschudi, Fauna Peruana, Rept., 1846, 49, pl. 4.
- 1872 Tachymenis bitorquata Günther, Ann. Mag. Nat. Hist., (4) 9: 19. Type-locality: Peruvian Amazon.
- 1896 Oxyrhopus melanogenys—Boulenger, Cat. Sn. Brit. Mus., 3: 105.

Distribution: Amazonian watershed of Bolivia, Peru, Brazil and Ecuador.

OXYRHOPUS PETOLA (Linnaeus)petola group

- 1758 Coluber petola Linnaeus, Systema Naturae, Ed. 10: 225. Type-locality: Africa.
- 1896 [Oxyrhopus] Petola—Lönnberg, Bihang till K. Svenska Vet.-Akad. Handlingar, 22 (4): 7.

Distribution: Mexico through Central America to northwestern Ecuador west of Andes and to Amazonian Bolivia and Brazil east of Andes.

Content: Three subspecies.

Key to the subspecies

1. Dorsal bands on body 17-59, usually more than 20; if fewer than 25, then more widely spaced, especially posteriorly; little or no ontogenetic melanism-----2
Dorsal bands on body few and long, 10-24, but usually fewer than 20, and distinctly wider than light interspaces posteriorly; large individuals often completely melanistic-----digitalis
2. Bands on body 24-59, usually more than 35, approximately equal in length, separated by interspaces about one scale wide-----petola
Bands on body 19-36, more widely spaced; in interior Colombia posterior bands frequently very short and widely spaced; in middle America, preoculars usually not in contact with prefrontal-----sebae

Clave de subespecies

1. Bandas dorsales en el cuerpo 17-59, usualmente más de 20; si son menos de 25 son más espaciadas, particularmente posteriormente; melanismo ontogénico pequeño o ausente-----2
Bandas dorsales en el cuerpo pocas y largas, 10-24, usualmente menos de 20, distintamente más anchas que los interespacios claros posteriormente; grandes individuos frecuentemente completamente melánicos-----digitalis
2. Bandas en el cuerpo 24-59, usualmente más de 35, aproximadamente iguales en largo, separadas por interespacios de una escama de ancho-----petola
Bandas en el cuerpo 19-36, más anchamente espaciadas; en el interior de Colombia bandas posteriores frecuentemente muy cortas y anchamente espaciadas; en América Central usualmente las preoculares no contactan con prefrontal-----sebae

Oxyrhopus petola petola (Linnaeus)

- 1758 Coluber petolaris Linnaeus, Systema Naturae, Ed. 10: 225. Type-locality: "Indiis".
1766 Coluber Pethola Linnaeus (emendation of Coluber Petola Linnaeus), Systema Naturae, Ed. 12: 387.
1766 Coluber petalaris Linnaeus (emendation of Coluber petolaris Linnaeus), Systema Naturae, Ed. 12: 387.
1854 Oxyrhopus multifasciatus Duméril, Bibron and Duméril, Erp. Gén., 7: 1019. Type-locality: Brazil or Cayenne; herewith restricted to Cayenne.
1854 Oxyrhopus spadiceus Duméril, Bibron and Duméril, Erp. Gén., 7: 1028. Type-locality: "Cote-Ferme"; which is determined as Cumaná and vicinity by Hoge and Lancini, Bol. Mus. Hist. Nat. Caracas, 6-7, 1960, 59.
1854 Oxyrhopus bi-prae-ocularis Duméril, Bibron and Duméril, Erp. Gén., 7: 1030. Type-locality: Cayenne.
1928 Clelia cornelii Müller, Zool. Anz., 77: 76. Type-locality: Maracay, Venezuela.
1946 Oxyrhopus petola petola—Beebe, Zoologica, 31: 37.

Distribution: Villavicencio, Colombia east probably to French Guiana; Trinidad.

Oxyrhopus petola digitalis (Reuss), new combination

- 1834 Coluber digitalis Reuss, Mitgl. d. Senckenb. Naturforsch. Ges., 1: 148, pl. 9, fig. 1. Type-locality: Ilheos, Brazil.
1854 Lycodon (Oxyrhopus) semifasciatus Tschudi, Arch. für Naturg., 11 (1): 165. Type-locality: Peru; further specified as forest regions of middle Peru by Tschudi, Fauna Peruana, Rept., 1846, 55, pl. 7.
1854 Oxyrhopus immaculatus Duméril, Bibron, and Duméril, Erp. Gén., 7: 1029. Type-locality: Unknown.
1899 Oxyrhopus intermedius Werner, Zool. Anz., 22: 481. Type-locality: Southern Brazil.

Distribution: Amazonian parts of northern Bolivia, Peru and Ecuador; coastal and central Brazil in forested areas; Chocó region of Colombia and eastern Panama, intergrading with petola petola along the Amazon-Orinoco divide.

Oxyrhopus petola sebae Duméril, Bibron and Duméril

- 1854 Oxyrhopus Sebae Duméril, Bibron, and Duméril, *Erp. Gén.*, 7: 1036. Type-locality: Colombia, New Grenada, Cayenne, Brazil, and Mexico; herewith restricted to Colombia.
 1887 Oxyrhopus doliatus semicinctus Cope, *Bull. U.S. Nat. Mus.*, 32: 76. Type-locality: Eastern Costa Rica.
 1909 Oxyrhopus doliatus var. aequifasciata Werner, *Mitt. Naturhist. Mus. Hamburg*, 26: 231. Type-locality: Coban, Guatemala.
 1942 Clelia baileyi Smith, *Proc. U.S. Nat. Mus.*, 92: 391. Type-locality: Potrero Viejo, Veracruz, Mexico.
 1944 O. [xyrhopus] petola sebae—Dunn, *Caldasia*, 3 (12): 201.

Distribution: Western Ecuador and interior Colombia north to Veracruz, Mexico; intergrading with digitalis in eastern Panama and Chocó of Colombia.

OXYRHOPUS RHOMBIFER Duméril, Bibron and Duméril
rhombifer group

- 1854 Oxyrhopus rhombifer Duméril, Bibron and Duméril, *Erp. Gén.*, 7: 1018. Type-locality: Provincia Corrientes, Argentina.

Distribution: Amazon River south to central Argentina.

Content: Four subspecies.

Key to the subspecies

1. Dark bands black, about same shade centrally as on edges; sutures of head scales not distinctively colored except sometimes on snout; dark pigment in light interspaces usually confined to scale tips; subcaudals usually fewer than 72 in males, 62 in females (except in Mato Grosso and Goiás)-----2
 Dark bands brown, usually lighter in tone centrally; head scales all with light sutures giving pied appearance; dark dorsal pigment usually not confined to scale tips in light interspaces; subcaudals usually more than 71 in males, 61 in females-----3
2. Dark dorsal bands numerous, about 30-60, anterior slightly longer than posterior, second band three to six scales long-----rhombifer
 Dark dorsal bands fewer, 16-30, anterior much longer than posterior, second band seven to twelve scales in length-----septentrionalis
3. Anterior bands much longer than posterior, second band about 10-16 scales in length; ventrals plus subcaudals usually more than 269-----inaequifasciatus
 Anterior bands slightly longer than posterior, second band fewer than ten scales in length; ventrals plus subcaudals usually fewer than 270-----bachmanni

Clave de subspecies

1. Bandas oscuras negras, de igual intensidad en el centro que en los bordes; suturas entre placas cefálicas no coloreadas distintamente excepto a veces sobre el hocico; pigmento oscuro en los interespacios claros sólo confinado usualmente a los ápices de escamas; subcaudales normalmente menos de 72 en machos, 62 en hembras (excepto en Mato Grosso y Goiás)-----2
 Bandas oscuras pardas, usualmente más claras en el centro; suturas entre placas cefálicas claras dando el aspecto de manchas; pigmento oscuro dorsal no confinado a los ápices de escamas en los interespacios claros; subcaudales normalmente más de 71 en machos, 61 en hembras-----3
2. Bandas dorsales oscuras numerosas, alrededor de 30-60, anteriormente algo más largas que posteriormente, segunda banda de tres a seis escamas de largo--rhombifer
 Bandas dorsales oscuras poco numerosas, 16-30, anteriormente mucho más largas que posteriormente, segunda banda de siete a doce escamas de largo-----septentrionalis
3. Bandas anteriores más largas que posteriores, segunda banda alrededor de 10-16 escamas de largo; ventrales más subcaudales usualmente más de 269-----inaequifasciatus
 Bandas anteriores ligeramente más largas que posteriores, segunda banda menos de diez escamas de largo; ventrales más subcaudales usualmente menos de 270---bachmanni

Oxyrhopus rhombifer rhombifer Duméril, Bibron and Duméril

- 1854 Oxyrhopus sub-punctatus Duméril, Bibron and Duméril, *Erp. Gén.*, 7: 1016. Type-locality: Brazil.
- 1854 Oxyrhopus D'Orbigny Duméril, Bibron and Duméril, *Erp. Gén.*, 7: 1024. Type-locality: Buenos Aires, Argentina.
- 1909 Oxyrhopus rhombifer [rhombifer]—Werner, *Mitt. Naturhist. Mus. Hamburg*, 26: 230.

Distribution: Provincia de Buenos Aires to east of Río Paraná in Argentina and Uruguay; north to southern Minas Gerais and Rio de Janeiro, Brazil.

Oxyrhopus rhombifer bachmanni (Weyenbergh), new combination

- 1876 Coronella Bachmanni Weyenbergh, *Period. Zool. Córdoba*, 2 (1875): 193. Type-locality: Córdoba, Argentina.
- 1923 Leptodira weiseri Müller, *Zool. Anz.*, 57: 152. Type-locality: Gaspinchango, Valle Cachaqué, Catamarca, Argentina.

Distribution: West of Río Paraná and south to Mendoza and Córdoba, Argentina.

Oxyrhopus rhombifer inaequifasciatus Werner

- 1909 Oxyrhopus rhombifer var. inaequifasciata Werner, *Mitt. Naturhist. Mus. Hamburg*, 26: 230. Type-locality: Estancia Postillon, Puerto Max, Paraguay.
- 1955 Pseudoboa ornata Hoge and Mertens, *Senckenbergiana Biol.*, 36: 305, pls. 30-31. Type-locality: Forte de Coimbra, Porto Esperança, Mato Grosso, Brazil.

Distribution: Salta and Jujuy, Argentina through Bolivian Chaco and Brazilian Pantanal.

Oxyrhopus rhombifer septentrionalis Vellard

- 1943 Oxyrhopus rhombifer septentrionalis Vellard, *Acta. Zool. Lilloana*, 1: B9, pl. Type-locality: Campos de Vilhena, northern Mato Grosso, Brazil.

Distribution: Central Planalto of Brazil; Mato Grosso (except Pantanal), Goiás, and north to Rio Amazonas in region of Santarem, Brazil.

OXYRHOPUS TRIGEMINUS Duméril, Bibron and Dumérilmelanogenys group

- 1854 Oxyrhopus trigeminus Duméril, Bibron and Duméril, *Erp. Gén.*, 7: 1013. Type-locality: Bahia and Rio de Janeiro, Brazil; restricted to Distrito Federal, Brazil, by Vanzolini, *Rev. Brasil. Biol.*, 8: 382; restriction here rejected, for reasons to be published elsewhere.
- 1913 Oxyrhopus trigeminus—Thompson, *Proc. Acad. Nat. Sci. Phila.*, 1913: 79.

Distribution: Most of Brazil north of Rio de Janeiro, to Rio Amazonas and west into Mato Grosso; Marajó Island.

OXYRHOPUS VENEZUELANUS Shrevedoliatus group

- 1947 Oxyrhopus venezuelanus Shreve, *Bull. Mus. Comp. Zool.*, 99: 532. Type-locality: Pauji, Distrito Acosta, Estado de Falcón, Venezuela.

Distribution: Andes of north central Venezuela.

PARAPOSTOLEPIS Amaral

1930 Parapostolepis Amaral, Mem. Inst. Butantan, 4 (1929): 51. Type-species: Apostolepis polylepis Amaral.

Distribution: As for only known species.

Content: One species.

PARAPOSTOLEPIS POLYLEPIS (Amaral)

1921 Apostolepis polylepis Amaral, Anex. Mem. Inst. Butantan, 1 (1): 13, pl. 1, figs. 5-8.

Type-locality: Eng. Oodt, Município de Santa Filomena, Estado do Piauí, Brazil.

1930 Parapostolepis polylepis—Amaral, Mem. Inst. Butantan, 4 (1929): 51.

Distribution: Known only from type locality.

PARAPTYCHOPHIS Lema

1967 Paraptychophis Lema, Iheringia, Zool., no. 35: 62. Type-species: Paraptychophis meyeri Lema.

Distribution: Known only from type locality of species.

Content: One species.

PARAPTYCHOPHIS MEYERI Lema

1967 Paraptychophis meyeri Lema, Iheringia, Zool., no. 35: 63, figs. 1-10. Type-locality:
Porto Alegre, Estado do Rio Grande do Sul, Brazil.

Distribution: Known only from type locality.

PAROXYRHOPUS Schenkel

1900 Paroxyrhopus Schenkel, Verh. Naturforsch. Ges. Basel, 13: 168. Type-species: Paroxyrhopus reticulatus Schenkel.

Distribution: Southern Brazil, Paraguay, Colombia.

Content: Two species.

Key to the species

1. Two postoculars; supraocular not turned down behind orbit; unicolor dorsally, sides variegated with small spots or reddish color-----undulatus
 One postocular; supraocular has downward projecting extension behind orbit; dorsum with large, brownish-black spots-----reticulatus

Clave de especies

1. Dos postoculares; supraocular no contorneando atrás y hacia abajo la órbita; dorsalmente unicolor, lados variegados con pequeñas manchas o en color rojizo-----undulatus
 Una postocular; supraocular con una extensión que proyecta atrás y hacia abajo de la órbita; dorso con grandes manchas pardo negras-----reticulatus

PAROXYRHOPUS UNDULATUS (Jensen), new combination

1900 Oxyrhopus undulatus Jensen, Vidensk. Medd. Naturhist. Foren. Kjöbenhavn, 1899 (1900): 106, fig. 2. Type-locality: Lagoa Santa, Minas Gerais, Brazil.

1913 Oxyrhopus latifrontalis Werner, Mitt. Naturhist. Mus. Hamburg, 30: 30. Type-locality: Eastern part of Estado de Minas Gerais, Brazil.

1923 Paroxyrhopus atropurpureus Amaral, Proc. New England Zool. Club, 8: 90. Type-locality: Nova Baden, Estado do Minas Gerais, Brazil.

1929 Paroxyrhopus latifrontalis—Amaral, Mem. Inst. Butantan, 4: 208.

Distribution: Mato Grosso, São Paulo, Minas Gerais, and Goiás, Brazil; Instituto Butantan, São Paulo, Brazil, has a specimen identified as this species from Amazonian Colombia.

Comment: Dr. Joseph R. Bailey has pointed out this prior name for the species called Paroxyrhopus latifrontalis by earlier authors. He also thinks it likely that the two species are not distinguishable, but we retain both at this time.

PAROXYRHOPUS RETICULATUS Schenkel

1900 Paroxyrhopus reticulatus Schenkel, Verh. Naturforsch. Ges. Basel, 13: 169, figs. 5-5e. Type-locality: Bemalcue, Paraguay.

Distribution: Paraguay.

PELAMIS Daudin

- 1803 Pelamis Daudin, Hist. Nat. Rept., 7: 357. Type-species: Anquis platura Linnaeus.
 1816 Pelamys Oken (emendation of Pelamis Daudin), Oken's Lehrbuch der Naturgeschichte, 3 (2): 279.
 1817 Ophinectes Rafinesque, Amer. Month. Mag. Crit. Rev., 1: 432. Type-species: None designated.
 1848 Elaphrodytes Gistel (substitute name for Hydrus Daudin), Naturgeschichte des Tierreichs: ix.
 1910 Pelamydrus Stejneger, Proc. U.S. Nat. Mus., 38: 111. Type-species: Anquis platura Linnaeus.

Distribution: As for single known species.

Content: One species.

PELAMIS PLATURUS (Linnaeus)

- 1766 Anquis platura Linnaeus, Systema Naturae, Ed. 12: 391. Type-locality: None given.
 1799 [Hydrus] bicolor Schneider, Hist. Amphib. Nat., 1: 242. Type-locality: None given.
 1803 [Pelamis] platurus—Daudin (in error for platurus), Hist. Nat. Rept., 7: 361.
 1817 Pelamis schneideri Rafinesque (substitute name for Pelamis bicolor var. Daudin), Amer. Month. Mag. Crit. Rev., 1: 432.
 1842 Pelamis ornata Gray, Zool. Misc., 1842: 60. Type-locality: "India".
 1854 Pelamis variegata Duméril, Bibron and Duméril, Erp. Gén., 7: 1337. Type-locality: Macassar, Célèbes.
 1854 [Pelamis bicolor] var. Sinuata Duméril, Bibron and Duméril, Erp. Gén., 7: 1338. Type-locality: Unknown.
 1856 [Hydrophis (Pelamis) bicolor] var. alternatus Fischer (substitute name for Pelamis variegata Duméril, Bibron and Duméril), Abh. Naturwiss. Ver. Hamburg, 3: 63.
 1872 Hydrophis bicolor var. maculata Jan, Icon. Gen. Ophid., Livr. 40: pl. 3, fig. 3. Type-locality: "Mer des Indes" (Indian Ocean?); coast of China.

Distribution: Indo-Australian seas from Siberia to Tasmania; Pacific Ocean; west coast of Americas from Mexico to Ecuador; one unverified report on Gulf Coast of Central America.



PHILODRYAS Wagler

- 1830 Philodryas Wagler, Nat. Syst. Amphib.: 185. Type-species: Coluber Olfersii Lichtenstein.
 1830 Chlorosoma Wagler, Nat. Syst. Amphib.: 185. Type-species: Coluber viridissimum Linnaeus.
 1843 Tropidodryas Fitzinger, Systema Reptilium: 26. Type-species: Herpetodryas Serra Schlegel.
 1857 Callirhinus Girard (preoccupied by Callirhinus Cuvier), Proc. Acad. Nat. Sci. Phila., 1857: 181.
 Type-species: Callirhinus patagoniensis Girard.
 1858 Euophrys Günther, Cat. Sn. Brit. Mus.: 139. Type-species: Euophrys modestus Günther.
 1859 Galeophis Berthold, Nach. Univ. K. Ges. Wiss. Göttingen, 17: 181. Type-species: Galeophis Jani
 Berthold.
 1870 Teleolepis Cope, Proc. Amer. Phil. Soc., 11 (1869): 153. Type-species: Teleolepis striaticeps
 Cope.
 1887 Agratomus Cope, Bull. U.S. Nat. Mus., 32: 93. Type-species: Philodryas burmeisteri Jan.
 1887 Dirrhox Cope (substitute name for Callirhinus Girard), Proc. Amer. Phil. Soc., 24: 58.
 1887 Atomophis Cope, Proc. Amer. Phil. Soc., 24: 58. Type-species: Philodryas burmeisteri Jan.
 1903 Rhinodryas Werner, Abh. Bayerischen Akad., 22: 384, fig. Type-species: Rhinodryas Königi Werner.
 1924 Pseuduromacer Werner, Sitz. Math.-Naturwiss. Kl. Akad. Wiss. Wien, 133, abt. 1: 52. Type-
 species: Pseuduromacer lugubris Werner.

Distribution: South America.

Content: Fifteen species.

Key to the species

Clave de especies

- | | |
|---|--|
| 1. Normal rostral, without accessory scales-----2
Rostral prominent, with accessory scales-----
----- <u>baroni</u> | 1. Rostral normal, sin escudos accesorios-----2
Rostral prominente con escudos accesorios-----
----- <u>baroni</u> |
| 2. More than 15 scale rows at midbody-----3
With 15 scale rows at midbody----- <u>oligolepis</u> | 2. Más de 15 filas de escamas al medio del
cuerpo-----3
Con 15 filas de escamas al medio del cuerpo----
----- <u>oligolepis</u> |
| 3. More than 17 scale rows at midbody-----4
With 17 scale rows at midbody----- <u>carbonelli</u> | 3. Con más de 17 filas de escamas al medio del
cuerpo-----4
Con 17 filas de escamas al medio del cuerpo----
----- <u>carbonelli</u> |
| 4. More than 19 scale rows at midbody-----5
With 19 scale rows at midbody-----9 | 4. Con más de 19 filas de escamas al medio del
cuerpo-----5
Con 19 filas de escamas al medio del cuerpo---9 |
| 5. With 21 scale rows at midbody-----6
With 23 scale rows at midbody----- <u>burmeisteri</u> | 5. Con 21 filas de escamas al medio del cuerpo---6
Con 23 filas de escamas al medio del cuerpo---
----- <u>burmeisteri</u> |
| 6. Scales keeled-----7
Scales not keeled-----8 | 6. Escamas carenadas-----7
Escamas no carenadas-----8 |
| 7. Belly immaculate; dorsal pattern uniform
green----- <u>aestivus</u>
Dark belly with yellow stripes; dorsal pattern
brown spotted----- <u>serra</u> | 7. Vientre immaculado; dorso verde uniforme-----
----- <u>aestivus</u>
Vientre oscuro con líneas amarillas; dorso
manchado----- <u>serra</u> |
| 8. Belly brownish with yellow spotting; end of
tail hispid----- <u>pseudoserra</u>
Belly not spotted; end of tail not hispid-----
----- <u>nattereri</u> | 8. Vientre pardo con punteado amarillo; porción
final de la cola hispida----- <u>pseudoserra</u>
Vientre sin manchas; porción final de la cola
no hispida----- <u>nattereri</u> |
| 9. Lacking dark, zig-zag vertebral stripe-----10
With a dark, zig-zag vertebral stripe--- <u>elegans</u> | 9. Sin banda oscura vertebral en zig-zag-----10
Con banda oscura vertebral en zig-zag--- <u>elegans</u> |
| 10. Ventrals edged with black-----11
Ventrals not black bordered-----12 | 10. Ventrals bordeadas de negro-----11
Ventrals no bordeadas de negro-----12 |

- | | |
|---|--|
| <p>11. Sharp <u>canthus rostralis</u>, 11 + 2 maxillary teeth; 15 mandibular teeth-----<u>patagoniensis</u>
<u>Canthus rostralis</u> inconspicuous; 15 + 2 teeth; 21 mandibular teeth-----<u>arnaldoi</u></p> <p>12. Dorsal pattern uniformly green-----13
Dorsal pattern not uniformly green-----14</p> <p>13. Ventrals fewer than 205-----16
Ventrals more than 205-----<u>viridissimus</u></p> <p>14. Lacking dark vertebral stripe, 3-5 scales wide-----15
With dark vertebral stripe 3-5 scales wide-----<u>psammophideus</u></p> <p>15. Ventrals more than 200; deep green dorsally, posteriorly reddish-----<u>mattogrossensis</u>
Fewer than 200 ventrals; yellowish-green dorsally, often with scales streaked with black and white-----<u>patagoniensis</u></p> <p>16. Dorsal scales smooth; usually fewer than 120 subcaudals-----<u>olfersii</u>
Dorsal scales keeled; usually more than 120 subcaudals-----<u>aestivus</u></p> | <p>11. <u>Canthus rostralis</u> saliente y nítido; 11 + 2 dientes maxilares; 15 dientes mandibulares-----<u>patagoniensis</u>
<u>Canthus rostralis</u> imperceptible; 15 + 2 dientes maxilares; 21 dientes mandibulares-----<u>arnaldoi</u></p> <p>12. Dorso verde uniforme-----13
Dorso no verde uniforme-----14</p> <p>13. Ventrals menos de 205-----16
Ventrals más de 205-----<u>viridissimus</u></p> <p>14. Sin cinta vertebral oscura de tres a cinco escamas de ancho-----15
Con cinta vertebral oscura de tres a cinco escamas de ancho-----<u>psammophideus</u></p> <p>15. Más de 200 ventrales; dorso oliva oscuro, rojizo posteriormente-----<u>mattogrossensis</u>
Menos de 200 ventrales; dorso verde amarillento con escamas frecuentemente líneas de negro y blanco-----<u>patagoniensis</u></p> <p>16. Escamas dorsales lisas; usualmente menos de 120 subcaudales-----<u>olfersii</u>
Escamas dorsales quilladas; usualmente más de 120 subcaudales-----<u>aestivus</u></p> |
|---|--|

PHILODRYAS AESTIVUS (Duméril, Bibron and Duméril)

1854 Dryophylax aestivus Duméril, Bibron and Duméril, *Erp. Gén.*, 7: 1111. Type-locality: South America.

1896 Philodryas aestivus—Boulenger, *Cat. Sn. Brit. Mus.*, 3: 128.

Distribution: Southwestern and southern Brazil; Amazonian Bolivia; Paraguay, Uruguay and northern Argentina.

Comment: The composite nature of Herpetodryas aestivus Schlegel (*Essai Physion. Serp.*, 1837, 186) was noted by Duméril, Bibron and Duméril, in *Erp. Gén.*, 7, 1854, who restricted Schlegel's name to the Asian material (p. 209), and gave a new name to the American material (p. 1111). Unfortunately, they chose the same specific epithet for the latter that Schlegel gave to the former (aestivus), and this has led to considerable confusion in later literature concerning the authorship of the names. It is clear that they were dealing with two distinct taxa, and by indicating the American species as Dryophylax aestivus Nobis they intended this to be a newly coined name. We so use it here.

Content: Two subspecies.

Key to the subspecies

1. With 21 scale rows, strongly keeled except outer row; black line behind eye-----manegarzoni
With 19 moderately keeled scale rows, lacking black line behind eye-----aestivus

Clave de subspecies

1. Con 21 filas de escamas fuertemente quilladas excepto la fila exterior; una línea negra detrás del ojo-----manegarzoni
Con 19 filas de escamas moderadamente quilladas; sin línea negra atrás del ojo-----aestivus

Philodryas aestivus aestivus (Duméril, Bibron and Duméril)

1900 Philodryas campicola Jensen, *Vidensk. Medd. Naturhist. Foren. Kjöbenhavn*, 1900: 108. Type-locality: Lagoa Santa, Minas Gerais, Brazil.

1902 Philodryas subcarinatus Boulenger, *Ann. Mag. Nat. Hist.*, (7) 9: 287. Type-locality: Colonia Benítez, Paraguay.

1924 P. [seuduromacer] lugubris Werner, *Sitz. Math.-Naturwiss. Kl. Akad. Wiss. Wien*, 133, abt. 1: 53. Type-locality: São Paulo, Brazil.

1959 Philodryas aestivus [aestivus]—Orejas-Miranda, *Com. Zool. Mus. Hist. Nat. Montevideo*, 4 (82): 2.

Distribution: São Paulo, Brazil to Bolivia, Paraguay and northern Argentina.

PHILODRYAS

Philodryas aestivus manegarzoni Orejas-Miranda

1959 Philodryas aestivus manegarzoni Orejas-Miranda, Com. Zool. Mus. Hist. Nat. Montevideo, 4 (82): 2. Type-locality: Near Zapicán, Departamento Lavalleja, Uruguay.

Distribution: Uruguay.

PHILODRYAS ARNALDOI (Amaral)

1932 Chlorosoma arnaldoi Amaral, Mem. Inst. Butantan, 7: 100, figs. 2-4. Type-locality: São Bento, Santa Catharina, Brazil.

1936 Philodryas arnaldoi—Amaral, Mem. Inst. Butantan, 10: 140.

Distribution: São Paulo, Paraná, Rio Grande do Sul, and Santa Catarina, Brazil.

PHILODRYAS BARONI Berg

1895 Philodryas Baroni Berg, An. Mus. Nac. Buenos Aires, 4: 189. Type-locality: Tucumán, Argentina.

1903 Rhinodryas Königii Werner, Abh. Bayerischen Akad., 22: 384, fig. Type-locality: Rosario, Argentina (province not mentioned).

Distribution: Chaco, Santiago de Estero, Salta, Tucumán and Catamarca, Argentina.

Comment: Serié described Philodryas baroni var. fusco-flavescens (An. Mus. Nac. Buenos Aires, 26, 1914, 228, pl.), with the type-locality Salta, Argentina, and a paratype from Tucumán, Argentina. Insofar as we can determine, the range of the variety is the same as the nominate form, both as given by Serié in later papers, and in Abalos et al, Acta Zool. Lilloana, 20, 1964, 261. It seems clear that this does not represent a subspecies as usually recognized by herpetologists.

PHILODRYAS BURMEISTERI Jan

1861 Herpetodryas trilineatus Burmeister (nomen nudum), Reise Durch die La Plata-Staaten, 1: 309.

1861 Dr. [yophylax] burmeisteri Burmeister (nomen nudum), Reise Durch die La Plata-Staaten, 2: 529.

1863 P. [hilodryas] Burmeisteri Jan, Elenco Sistema Ofidi: 84. Type-locality: Mendoza, Argentina.

1898 Philodryas arenarius Andersson, Öfv. K. Vet.-Akad. Förh. Stockholm, 7: 458, 4 figs. Type-locality: Puerto Madryn, Patagonia, Argentina.

Distribution: Northwestern Argentina to Patagonia.

PHILODRYAS CARBONELLI Roze

1957 Philodryas carbonelli Roze, Bol. Mus. Cien. Nat. Caracas, 1 (1955): 186, figs. 2-3. Type-locality: Maroa, Territorio Federal Amazonas, Venezuela.

Distribution: Southern Venezuela.

PHILODRYAS ELEGANS (Tschudi)

1845 L. [ygophis (Lygophis)] elegans Tschudi, Archiv. für Naturg., 2: 164. Type-locality: Peru; more precisely stated later by Tschudi, Fauna Peruviana, Herp., 1845, 53, pl. 6, as Montañas de Urubamba and vicinity of Lima, Peru; restricted to Lima, Peru, by Schmidt and Walker, Zool. Ser. Field Mus. Nat. Hist., 24, 1943, 317.

1896 Philodryas elegans—Boulenger, Cat. Sn. Brit. Mus., 3: 133.

Distribution: Ecuador to Chile.

Content: Two subspecies.

Key to the subspecies

1. Dark vertebral band broken anteriorly into paired or alternating spots, or into crossbands-----rufidorsatus
Dark vertebral band continuous anteriorly--
-----elegans

Clave de subspecies

1. Banda vertebral oscura interrumpida anteriormente, generando puntos apareados o alternos o bandas transversales-----
-----rufidorsatus
Banda vertebral oscura anteriormente
continua-----elegans

Philodryas elegans elegans (Tschudi)

- 1854 Dryophylax freminvillei Duméril, Bibron and Duméril, Erp. Gén., 7: 1115. Type-locality: Guiana and Callao, Peru; restricted to Callao by Schmidt and Walker, Zool. Ser. Field Mus. Nat. Hist., 24, 1943, 317.
1943 Philodryas elegans elegans—Schmidt and Walker, Zool. Ser. Field Mus. Nat. Hist., 24: 317.

Distribution: Rimac Valley in Peru to northern Chile.

Philodryas elegans rufidorsatus (Günther)

- 1858 Dromicus rufidorsatus Günther, Cat. Sn. Brit. Mus.: 130. Type-locality: America; restricted to coastal Peru by Schmidt and Walker, Zool. Ser. Field Mus. Nat. Hist., 24, 1943, 315.
1868 Tachymenis canilatus Cope, Proc. Acad. Nat. Sci. Phila., 1868: 104. Type-locality: Guayaquil, Ecuador.
1876 Lygophis poecilostomus Cope, Jour. Acad. Nat. Sci. Phila., (2) 8 (1875): 180. Type-locality: Valley of Jequetepeque, Peru.
1878 Dryophylax vitellinus Cope, Proc. Amer. Phil. Soc., 17: 33. Type-locality: Pacasmayo, Peru.
1943 Philodryas elegans rufidorsatus—Schmidt and Walker, Zool. Ser. Field Mus. Nat. Hist., 24: 315.

Distribution: Guayaquil, Ecuador, to Departamento Libertad, Peru.

PHILODRYAS MATTOGROSSENSIS Koslowsky

- 1898 Philodryas mattogrossensis Koslowsky, Rev. Mus. La Plata, 8: 29, pl. 1, figs. 1-3. Type-locality: Miranda, Mato Grosso, Brazil.
1901 Philodryas ternetzii Schenkel, Verh. Naturforsch. Ges. Basel, 13 (1900): 170, fig. 6. Type-locality: Bemalcue, Paraguay.
1902 Philodryas Erlandi Lönnberg, Ann. Mag. Nat. Hist., (7) 10: 460. Type-locality: Crevaux and Tatarenda, Bolivian Chaco, Bolivia.
1909 Philodryas boulengeri Werner, Mitt. Naturhist. Mus. Hamburg, 26: 232, fig. 7. Type-locality: Unknown (Werner added "angeblich 'Indien'").

Distribution: Southwestern Brazil, Paraguay and Bolivia.

PHILODRYAS NATTERERI (Steindachner)

- 1870 Philodryas Nattereri Steindachner, Sitz. Math.-Naturwiss. Kl. Akad. Wiss. Wien, 62: 345, pl. 7, figs. 1-3. Type-locality: Mato Grosso, Brazil.
1896 Philodryas nattereri—Boulenger, Cat. Sn. Brit. Mus., 3: 134.

Distribution: Paraguay and western central Brazil.

PHILODRYAS

PHILODRYAS OLFERSII (Lichtenstein)

- 1823 Coluber Olfersii Lichtenstein, Verzeichniss der Doubletten des Zoologischen Museums der Königl. Universität zu Berlin: 104. Type-locality: Brazil.
- 1825 C. [oluber] pileatus Wied, Beiträge zur Naturgeschichte von Brasilien, 1: 344. Type-locality: Rio Itabapua, Brazil.
- 1825 C. [oluber] herbeus Wied, Beiträge zur Naturgeschichte von Brasilien, 1: 349. Type-locality: Capitania da Bahia, Brazil.
- 1862 Philodryas Reinhardtii Günther, Ann. Mag. Nat. Hist., (3) 9: 127, pl. 9, fig. 7. Type-locality: Bahia, Brazil, and Brazil.
- 1862 Philodryas latirostris Cope, Proc. Acad. Nat. Sci. Phila., 1862: 73. Type-locality: Paraguay.
- 1896 Philodryas olfersii—Boulenger, Cat. Sn. Brit. Mus., 3: 129.
- 1900 Philodryas laticeps Werner, Zool. Anz., 23: 198. Type-locality: Santa Catharina, Brazil.
- 1924 Philodryas argentinus Müller, Mitt. Zool. Mus. Berlin, 11: 90. Type-locality: Provincia Salta, Argentina.

Distribution: Western Brazil and eastern Peru through Bolivia and Paraguay to Uruguay and Argentina.

PHILODRYAS OLIGOLEPIS Gomes

- 1921 Philodryas oligolepis Gomes, in Amaral, Ann. Paulistas Med. Cirurg., 9: 4, pl. A, figs. 1-3. Type-locality: Mariana, Estado de Minas Gerais, Brazil.

Distribution: Minas Gerais, Brazil.

PHILODRYAS PATAGONIENSIS (Girard)

- 1857 Callirhinus patagoniensis Girard, Proc. Acad. Nat. Sci. Phila., 1857: 182. Type-locality: Mouth of Río Negro, Patagonia, Argentina.
- 1858 Euophrys modestus Günther, Cat. Sn. Brit. Mus.: 139. Type-locality: "Canton, China".
- 1863 L. [iophis] poecilostictus Jan, Arch. Zool. Anat. Fis., 2: 289. Type-locality: Uruguay.
- 1964 Philodryas patagoniensis—Hoge, Mem. Inst. Butantan, 30: 67.

Distribution: Brazil, Bolivia, Paraguay, Argentina and Uruguay.

PHILODRYAS PSAMMOPHIDEUS Günther

- 1872 Philodryas psammophideus Günther, Ann. Mag. Nat. Hist., (4) 9: 23, pl. 4, fig. A. Type-locality: Tucumán, Argentina.
- 1896 Philodryas bolivianus Boulenger, Cat. Sn. Brit. Mus., 3: 132, pl. 9, fig. 1. Type-locality: Charobamba, Bolivia.
- 1897 Philodryas Borellii Peracca, Bol. Mus. Zool. Anat. Comp. Torino, 12 (274): 14. Type-locality: "Las Concas fra Tala e Gnaichipá, prov. di Salta Argentina, la ♀ da San Paolo".
- 1899 Liophis trifasciatus Werner, Zool. Anz., 22: 114. Type-locality: Paraguay.
- 1909 Liophis bolivianus Werner, Mitt. Naturhist. Mus. Hamburg, 26: 222. Type-locality: Charobamba, Bolivia.
- 1909 Philodryas lineatus Werner, Mitt. Naturhist. Mus. Hamburg, 26: 233, fig. 8. Type-locality: Argentina.
- 1925 Philodryas wernerii Müller, Mitt. Zool. Mus. Berlin, 12: 103. Type-locality: Sierra de Curumalan, Argentina.
- 1926 Philodryas pallidus Werner, Sitz. Math.-Naturwiss. Kl. Akad. Wiss. Wien, 135, abt. 1: 247. Type-locality: Montevideo, Uruguay.

Distribution: Western and southern Brazil, eastern Bolivia, Paraguay, Uruguay and Argentina.

PHILODRYAS PSEUDOSERRA Amaral

- 1938 Philodryas pseudo-serra Amaral, Mem. Inst. Butantan, 11 (1937): 207. Type-locality: Porto Martins, Estado de São Paulo, Brazil.

Distribution: Rio de Janeiro, Paraná, Sao Paulo, Minas Gerais and Santa Catharina, Brazil.

PHILODRYAS SERRA (Schlegel)

- 1837 Herp.[etodryas] Serra Schlegel, Essai Physion. Serpens, 2: 180, pl. 7, figs. 1-2. Type-locality: Brazil.
1858 Philodryas serra—Gunther, Cat. Sn. Brit. Mus.: 125.
?1859 Geleophis (sic) Jani Berthold, Nach. Univ. K. Ges. Wiss. Göttingen, 17: 181. Type-locality: Bahia, Brazil.
1870 Teleolepis striaticeps Cope, Proc. Amer. Phil. Soc., 11: 153. Type-locality: Brazil.
1896 Philodryas serra—Boulenger, Cat. Sn. Brit. Mus., 3: 134.

Distribution: Northeastern, central and south central Brazil.

PHILODRYAS VIRIDISSIMUS (Linnaeus)

- 1758 Coluber viridissimus Linnaeus, Systema Naturae, Ed. 10: 226. Type-locality: Surinam.
1803 Coluber janthinus Daudin, Hist. Nat. Rept., 6: 273. Type-locality: America.
?1861 P.[hilodryas] crassifrons Cope, Proc. Acad. Nat. Sci. Phila., 1860: 559. Type-locality: Cayenne.
1896 Philodryas viridissimus—Boulenger, Cat. Sn. Brit. Mus., 3: 129.
1928 Philodryas affinis Müller, Zool. Anz., 77: 77. Type-locality: Buenavista, 80 km northwest of Santa Cruz de la Sierra, Bolivia.

Distribution: Amazonas and Paraguay valleys, from southern Venezuela and Guianas to Argentina.

Prepared by Joseph R. Bailey, Duke University, Durham, North Carolina

PHIMOPHIS Cope

1854 Rhinosimus Duméril, Bibron and Duméril (preoccupied by Rhinosimus Latreille, 1802-03), *Erp. Gén.*, 7: 991. Type-species: Rhinosimus Guerini Duméril, Bibron and Duméril.

1860 Phimophis Cope (substitute name for Rhinosimus Duméril, Bibron and Duméril), *Proc. Acad. Nat. Sci. Phila.*, 1860: 79. Type-species: Rhinosimus Guerini Duméril, Bibron and Duméril.

Distribution: Panama to central Argentina in grassland regions.

Content: Four species.

Key to the species

Clave de especies

- | | |
|--|---|
| 1. Loreal present-----2 | 1. Loreal presente-----2 |
| Loreal absent----- <u>iglesiasi</u> | Loreal ausente----- <u>iglesiasi</u> |
| 2. Ventrals more than 196-----3 | 2. Más de 196 ventrales-----3 |
| Ventrals fewer than 195----- <u>guianensis</u> | Menos de 195 ventrales----- <u>guianensis</u> |
| 3. Two wide, longitudinal, dark brown bands----- | 3. Con dos bandas anchas longitudinales pardo |
| ----- <u>vittatum</u> | oscuras----- <u>vittatum</u> |
| Without longitudinal bands----- <u>guerini</u> | Sin bandas longitudinales----- <u>guerini</u> |

PHIMOPHIS GUERINI (Duméril, Bibron and Duméril)

1854 Rhinosimus guerini Duméril, Bibron and Duméril, *Erp. Gén.*, 7: 991, pl. 72. Type-locality: Unknown; Duméril, Bibron and Duméril mentioned a second specimen, from Bahia, Brazil, in the original description.

1913 Rhinostoma scytaloides Werner, *Mitt. Naturhist. Mus. Hamburg*, 30: 31. Type-locality: Eastern Minas Gerais, Brazil.

1926 Rhinosimus amarali Mello, *Mem. Inst. Oswaldo Cruz*, 19: 128, figs. 1-11. Type-locality: Beltrão, Minas Gerais, Brazil.

1962 Phimophis guerini—Bailey, *Bull. Zool. Nomen.*, 19: 164.

Distribution: Southern Piauí, Brazil, south to Estado de São Paulo and southwest to Córdoba, Argentina.

PHIMOPHIS GUIANENSIS (Troschel)

1848 Heterodon guianensis Troschel, in Schomburgk, *Reise in Britisch-Guiana*: 653. Type-locality: Savannah near Pirara, Guyana.

1860 R. [hinostoma] Guntheri Cope, *Proc. Acad. Nat. Sci. Phila.*, 1860: 243. Type-locality: Interior Venezuela.

1944 Phimophis guianensis—Dunn, *Galdasia*, 3: 202.

Distribution: Coclé Province, Panama, to Surinam, in savannah and scrub areas.

PHIMOPHIS IGLESIASI (Gomes)

1915 Rhinostoma iglesiasi Gomes, *Ann. Paulistas Med. Cirurg.*, 4: 126. Type-locality: Piauí, Brazil.

1923 Rhinostoma bimaculatum Lutz and Mello, *Folha Medica*, 4: 3. Type-locality: Pirapora, Minas Gerais, Brazil.

1967 Phimophis iglesiasi—Bailey, *Herpetologica*, 23: 159.

Distribution: Interior east central Brazil from Pirapora, Minas Gerais, to Piauí.

PHIMOPHIS VITTATUS (Boulenger), new combination

1896 Rhinostoma vittatum Boulenger, *Cat. Sn. Brit. Mus.*, 3: 115. Type-locality: Buenos Aires, Argentina (probably in error).

Distribution: Santa Fé and Entre Rios, Argentina, to southern Bolivia.

PITUOPHIS Holbrook

1842 Pituophis Holbrook, North American Herpetology, Ed. 2, 4: 7. Type-species: Coluber melanoleucus Daudin.

Distribution: United States to Central Guatemala.

Content: About thirteen species, all except one of which are extralimital.

PITUOPHIS LINEATICOLLIS (Cope)

1861 Arizona lineaticollis Cope, Proc. Acad. Nat. Sci. Phila., 1861: 300. Type-locality: Given as "Mexico" in original description, but Cope later (Ann. Rept. U. S. Nat. Mus., 1898 [1900], 861) said it came from "Jalapa". Stull, Bull. U. S. Nat. Mus., 175, 1940, 52, said this was probably Jalapa, Oaxaca, but Smith and Taylor, Bull. U. S. Nat. Mus., 187, 1945, 108, gave it as Jalapa, Veracruz, with no explanation. Duellman, Univ. Kansas Publ. Mus. Nat. Hist., 10, 1960, 607, designated a neotype, thus fixing the type locality as 24 km northwest of Ciudad Oaxaca, Oaxaca, Mexico.

1894 Pituophis lineaticollis—Günther, Biol. Cent. Amer., Rept.: 124, pl. 47.

Distribution: Mexico and Guatemala.

Content: Two subspecies, one of which (lineaticollis Cope) is extralimital.

Pituophis lineaticollis gibsoni Stuart

1954 Pituophis deppei gibsoni Stuart, Proc. Biol. Soc. Washington, 67: 172. Type locality: Vicinity of Yepocapa, Departamento Chimaltenango, Guatemala, 1430 m.

1960 Pituophis lineaticollis gibsoni—Duellman, Publ. Mus. Nat. Hist. Univ. Kansas, 10: 608.

Distribution: Moderate and intermediate elevations on Pacific coast of western Guatemala and Caribbean coast of Sierra de los Cuchumatanes, Guatemala.

PLATYNION Amaral

1923 Platynion Amaral, Proc. New England Zool. Club, 8: 91. Type-species: Platynion lividum Amaral

Distribution: As for only known species.

Content: One species.

PLATYNION LIVIDUM Amaral

1923 Platynion lividum Amaral, Proc. New England Zool. Club, 8: 91. Type-locality: Dorizon, Paraná, Brazil.

Distribution: Mato Grosso, Paraná and São Paulo, Brazil.

PLIOCERCUS Cope

- 1860 Pliocercus Cope, Proc. Acad. Nat. Sci. Phila., 1860: 253. Type-species: Pliocercus elapoides Cope.
 1860 Elapochrus Peters, Monats. Akad. Wiss. Berlin, 1860: 293. Type-species: Elapochrus Deppei Peters.
 1861 Pleiocercus Salvin (emendation of Pliocercus Cope), Proc. Zool. Soc. London, 1861: 227.
 1862 Pleioerkos Cope (emendation of Pliocercus Cope), Proc. Acad. Nat. Sci. Phila., 1862: 72.
 1863 Gosmosiphis Jan, Arch. Zool. Anat. Phys., 2: 289. Type-species: Not designated.

Distribution: Tropical Mexico through Central America to Amazonian South America.

Content: Seven species, two of which (andrewsi Smith and bicolor Smith) are extralimital.

Key to the species

Clave de especies

- | | |
|---|--|
| 1. Scale rows at midbody 17-----2
Scale rows at midbody 19----- <u>arubricus</u> | 1. Con 17 filas de escamas al medio del cuerpo---2
Con 19 filas de escamas al medio del cuerpo---
----- <u>arubricus</u> |
| 2. One or two preoculars-----3
Three preoculars----- <u>dimidiatus</u> | 2. Con dos o menos preoculares-----3
Con tres preoculares----- <u>dimidiatus</u> |
| 3. Body rings alternating red and black, not dis-
posed in triads-----4
Body rings alternating red, black, and yellow,
with black rings frequently arranged in
triads----- <u>elapoides</u> | 3. Anillos del cuerpo con alternancia de rojo y
negro, no hay disposición en triadas-----4
Anillos del cuerpo con alternancia de rojo,
negro y amarillo, los anillos negros frecuen-
temente dispuestos en triadas----- <u>elapoides</u> |
| 4. More than 40 black rings----- <u>euryzonus</u>
Fewer than 40 black rings----- <u>annellatus</u> | 4. Más de 40 anillos negros dorsales---- <u>euryzonus</u>
Menos de 40 anillos negros dorsales-- <u>annellatus</u> |

PLIOCERCUS ANNELLATUS Taylor

- 1951 Pliocercus annellatus Taylor, Univ. Kansas Sci. Bull., 34: 107, pl. 10; fig. 4. Type-locality: Morehouse Finca, 5 mi southwest of Turrialba, Costa Rica.

Distribution: Known only from type locality.

PLIOCERCUS ARUBRICUS Taylor

- 1954 Pliocercus arubricus Taylor, Univ. Kansas Sci. Bull., 36: 734, fig. 14. Type-locality: Isla Bonita, southeastern slope of Volcán Poás, Costa Rica, about 5500 ft.

Distribution: Atlantic slope of Costa Rica; known from type locality and Boca de Río Colorado.

PLIOCERCUS DIMIDIATUS Cope

- 1865 Pliocercus dimidiatus Cope, Proc. Acad. Nat. Sci. Phila., 1865: 190. Type-locality: Arriba, Costa Rica.
 1951 Pliocercus dimidiatus—Taylor, Univ. Kansas Sci. Bull., 34: 106.

Distribution: Nicaragua, Costa Rica, Panama.

PLIOCERCUS ELAPOIDES Cope

- 1860 Pliocercus elapoides Cope, Proc. Acad. Nat. Sci. Phila., 1860: 253. Type-locality: Near Jalapa, Veracruz.

Distribution: Tropical Mexico to Guatemala and Honduras.

Content: Nine subspecies, of which five (celatus Smith, elapoides Cope, hobartsmithi Liner, occidentalis Smith and Landy and schmidti Smith) are extralimital.

PLIOCERCUS

Key to the subspecies

1. All primary black rings complete around body-----2
Most primary black rings incomplete ventrally-----laticollaris
2. Black rings on body fewer than 14-----3
Black rings on body more than 13---salvinii
3. Dark margin present between yellow and red rings-----diastemus
No dark margin between yellow and red rings-----salvadorensis

Clave de subespecies

1. Todos los anillos negros primarios completos alrededor del cuerpo-----2
La mayoría de los anillos negros primarios incompletos a ventral-----laticollaris
2. Anillos negros del cuerpo menos de 14-----3
Anillos negros del cuerpo más de 13-----salvinii
3. Con margen oscuro entre anillos amarillos y rojos-----diastemus
Sin margen oscuro entre anillos amarillos y rojos-----salvadorensis

Pliocercus elapoides diastemus (Bocourt)

1886 Liophis elapoides var. diastema Bocourt, Miss. Sci. Mex., Rept.: 636, pl. 41, fig. 8.

Type-locality: Plateau of Guatemala.

1941 Pliocercus elapoides diastemus—Smith, Proc. Biol. Soc. Washington, 54: 120.

Distribution: Pacific slope of Chiapas, Mexico to El Salvador.

Pliocercus elapoides laticollaris Smith

1941 Pliocercus elapoides laticollaris Smith, Proc. Biol. Soc. Washington, 54: 122. Type-locality: Tenosique, Tabasco, Mexico.

1941 Pliocercus elapoides semicinctus Schmidt, Zool. Ser. Field Mus. Nat. Hist., 22: 502. Type-locality: Double Falls, west of Stann Creek, British Honduras.

Distribution: Tabasco, Mexico to British Honduras, excluding Yucatán Peninsula.

Comment: Stuart, Misc. Publ. Mus. Zool. Univ. Mich., 122, 1963, 110, does not regard this subspecies as valid.

Pliocercus elapoides salvadorensis Mertens

1952 Pliocercus elapoides salvadorensis Mertens, Zool. Anz., 148: 91. Type-locality: Finca San José, Santa Tecla, Departamento La Libertad, El Salvador, 1150 m.

Distribution: Departamento La Libertad, El Salvador.

Pliocercus elapoides salvinii Müller

1878 Pliocercus salvinii Müller, Verh. Naturforsch. Ges. Basel, 6: 709, pl. 2A. Type-locality: Verapaz, Guatemala.

1948 Pliocercus elapoides salvinii—Stuart, Misc. Publ. Mus. Zool. Univ. Mich., 69: 71.

Distribution: Low and moderate elevations in central and northern Guatemala.

PLIOGERCUS EURYZONUS Cope

1862 Pliocercus euryzonus Cope, Proc. Acad. Nat. Sci. Phila., 1862: 72. Type-locality: Region of the Truando, New Grenada; this is now Colombia.

Distribution: Colombia, Ecuador, and equatorial Brazil to Guatemala.

Content: Three subspecies, one of which (bicolor Smith) is extralimital.

Key to the subspecies

1. Red rings half scale row wide-----euryzonus
Red rings more than two scale rows wide-----aequalis

Clave de subespecies

1. Anillos rojos del ancho de media escama-----euryzonus
Anillos rojos de ancho mayor de dos escamas-----aequalis

Pliocercus euryzonus euryzonus Cope

- 1863 L.^[iophis] splendens Jan, Arch. Zool. Anat. Fis., 2: 302. Type-locality: Santa Fe de Bogotá, Colombia.
- 1948 Pliocercus euryzonus [euryzonus]—Stuart, Misc. Publ. Mus. Zool. Univ. Mich., 69: 72.

Distribution: Amazonian Brazil, Colombia and Ecuador; Panama.

Pliocercus euryzonus aequalis Salvin

- 1861 Pliocercus aequalis Salvin, Proc. Zool. Soc. London, 1861: 227. Type-locality: San Gerónimo and neighboring mountains of Baja Verapaz, Guatemala.
- 1881 Pliocercus sargii Fischer, Arch. für Naturg., 47 (1): 225, pl. 11, figs. 1-3. Type-locality: Cobán, Guatemala.
- 1948 Pliocercus euryzonus aequalis—Stuart, Misc. Publ. Mus. Zool. Univ. Mich., 69: 72.

Distribution: Known only from low and moderate elevations of Caribbean slope of central Guatemala.

PSEUDABLABES Boulenger

1896 Pseudablabes Boulenger, Cat. Sn. Brit. Mus., 3: 126. Type-species: Eiremis agassizii Jan.

Distribution: South and southwest Brazil, northeastern Argentina, Uruguay.

Content: One species.

PSEUDABLABES AGASSIZII (Jan)

1863 Eiremis Agassizii Jan, Arch. Zool. Anat. Fis., 2: 260. Type locality: Uruguay.

1863 Philodryas paucisquamis Peters, Monats. Akad. Wiss. Berlin, 1863: 286. Type-locality: Brazil.

1863 L. [iopeltis] brevicauda Jan, Elenco Sist. Ofidi: 82. Type-locality: unknown.

1896 Pseudablabes agassizii—Boulenger, Cat. Sn. Brit. Mus., 3: 126.

Distribution: South and southwest Brazil, northeastern Argentina, Uruguay.



Prepared by Joseph R. Bailey, Duke University, Durham, North Carolina

PSEUDOBOA Schneider

- 1801 Pseudoboa Schneider, Hist. Amphib., 2: 286. Type-species: Pseudoboa coronata Schneider.
 1859 Olisthenes Cope, Proc. Acad. Nat. Sci. Phila., 1859: 296. Type-species: Olisthenes euphaeus Cope.

Distribution: South America east of Andes to Santa Catarina, Brazil and central Bolivia; west of Andes in Colombia and western Panama; Tobago and Grenada Islands.

Content: Two species groups, containing a total of four currently recognized species, as well as several as yet undescribed taxa.

Key to the species

1. Dorsal scales in 19 rows; upper labials usually eight (except seven in haasi)-----2
 Dorsal scales in 17 rows; upper labials seven-----coronata
2. Upper labials usually eight; body lighter dorsally than dark nape blotch or with rostral scale modified; subcaudals 79-109 in males, 66-97 in females (counts overlapping those of haasi occur only in northern South America)--3
 Upper labials usually seven; body dark brown dorsally even in juveniles; rostral scale normal; subcaudals 83 in one male, 73 or fewer in females-----haasi
3. Loreal short, highest posteriorly; rostral elevated from adjacent scales at edges, blunt as viewed from above; body coloration variable, wholly dark dorsally, with large irregular white blotches, or with no dark markings behind nape blotch; nasal bones fused along midline-----nigra
 Loreal long with parallel horizontal edges; rostral normal (or prominent and pointed in large adults); body coloration fairly constant; salmon red above in juveniles becoming brown dorsally in adults, but remaining lighter than nape blotch; nasal bones separated by suture-----neuwiedii

Clave de especies

1. Escamas dorsales en 19 filas; usualmente ocho labiales superiores (excepto en haasi que tiene siete)-----2
 Escamas dorsales en 17 filas; siete labiales superiores-----coronata
2. Usualmente ocho labiales superiores; cuerpo más claro dorsalmente que la mancha nugal o con la escama rostral modificada; subcaudales 79-109 en machos, 66-97 en hembras (las cifras que sobremontan éstas son de haasi y sólo en el norte de América del Sur)-----3
 Usualmente siete labiales superiores; cuerpo dorsalmente pardo oscuro, aún en juveniles; escama rostral normal; 83 subcaudales en un macho y 73 o menos en hembras-----haasi
3. Loreal corta, más alta posteriormente; rostral elevada en los bordes de las escamas adyacentes, redondeado como se ve de encima; coloración del cuerpo variable; totalmente oscuro dorsalmente con grandes e irregulares manchas blancas o sin ninguna marca detrás de la nugal; huesos nasales fusionados en la línea media-----nigra
 Loreal larga con bordes horizontales paralelos; rostral normal (o prominente y puntiaguda en adultos); coloración del cuerpo más o menos constante; rojo salmón arriba en juveniles, en adultos pardo manteniendo la clara mancha nugal; huesos nasales separados por sutura-----neuwiedii

PSEUDOBOA CORONATA Schneider

- 1801 Pseudoboa coronata Schneider, Hist. Amphib., 2: 286. Type-locality: America.
 1896 Oxyrhopus coronatus—Boulenger, Cat. Sn. Brit. Mus., 3: 111.

Distribution: Guianas; Amazonian watershed in Brazil, Colombia, Ecuador, Peru and Bolivia.

PSEUDOBOA HAASI (Boettger)
coronata group

- 1905 Oxyrhopus haasi Boettger, Zool. Anz., 29: 374. Type-locality: Campos de Palmas, Paraná, Brazil.
 1926 Pseudoboa haasi—Amaral, Rev. Mus. Paulista, 15: 105.

Distribution: Arucaria forests of Paraná and northern Santa Catarina, Brazil.

PSEUDOBOA

PSEUDOBOA NEUWIEDII (Duméril, Bibron and Duméril)
neuwiedii group

- 1854 Scytale neuwiedii Duméril, Bibron and Duméril, *Erp. Gén.*, 7: 1001. Type-locality: Côte Ferme and Brazil; restricted to Cumaná, Venezuela through lectotype selection by Hoge and Lancini, *Bol. Mus. Cien. Nat. Caracas*, 6-7, 1960, 59.
- 1859 Olisthenes euphaeus Cope, *Proc. Acad. Nat. Sci. Phila.*, 1859: 296. Type-locality: "Probably South America".
- 1887 Rhinocheilus thominoti Bocourt, *Le Naturaliste*, (2) 9: 45, figs. 1-4. Type-locality: Venezuela.
- 1901 Pseudoboa robinsoni Stejneger, *Proc. U.S. Nat. Mus.*, 24: 190, fig. Type-locality: La Guaira, Venezuela.
- 1901 Pseudoboa neuwiedii—Stejneger, *Proc. U.S. Nat. Mus.*, 24: 189.

Distribution: Pacific Panama from just west of Canal Zone through northern and interior Colombia to Surinam; south to Brazil, along Amazon River; Trinidad and Tobago Islands.

PSEUDOBOA NIGRA (Duméril, Bibron and Duméril)
neuwiedii group

- 1854 Scytale neuwiedii var. Nigrum Duméril, Bibron and Duméril, *Erp. Gén.*, 7: 1002. Type-locality: Bahia, Brazil.
- 1926 Pseudoboa albimaculata Mello, *Mem. Inst. Oswaldo Cruz*, 19: 129. Type-locality: Minas Gerais, Brazil.
- 1962 Pseudoboa nigra—Bailey, *Bull. Zool. Nomen.*, 19 (3): 164.

Distribution: Northeastern Brazil to eastern Pará, south to Estado do Rio de Janeiro and São Paulo, thence west to northwestern Mato Grosso and central Bolivia and south to northern Corrientes, Argentina. Primarily, but not exclusively, a savanna species.

PSEUDOERYX Fitzinger

- 1826 Pseudoeryx Fitzinger, Neue Classification der Reptilien: 55. Type-species: Coluber plicatilis Linnaeus.
 1838 Pseudoerix Thon (emendation of Pseudoeryx Fitzinger), in Ersch and Gruber, Enc. 2 (12): 387 (citation from Roze, Acta Biol. Venezuéllica, 2, 1957, 20; not seen by us).
 1843 Pseuderyx Fitzinger (emendation of Pseudoeryx Fitzinger), Systema Reptilium: 25.
 1849 Dimades Gray, Cat. Sn. Brit. Mus.: 76. Type-species: Coluber plicatilis Linnaeus.

Distribution: As for single known species.

Content: One species.

PSEUDOERYX PLICATILIS (Linnaeus)

- 1758 Coluber plicatilis Linnaeus, Systema Naturae, Ed. 10: 217. Type-locality: "Ternataeis".
 1826 Pseudoeryx plicatilis-Fitzinger, Neue Classification der Reptilien: 55.

Distribution: Colombia and Guianas to Bolivia, Paraguay and northern Argentina.

Content: Two subspecies, according to latest revision, by Hoge, Mem. Inst. Butantan, 30 (1960-62), 1964, 80.

Key to the subspecies

Clave de subspecies

- | | |
|---|---|
| <p>1. Labials black with yellow spotting; 151-163
 ventrals-----<u>mimeticus</u>
 Labials yellow with brown spotting; 129-142
 ventrals-----<u>plicatilis</u></p> | <p>1. Labios negros manchados de amarillo; 151-
 163 ventrales-----<u>mimeticus</u>
 Labios amarillos manchados de castaño; 129-
 142 ventrales-----<u>plicatilis</u></p> |
|---|---|

Pseudoeryx plicatilis plicatilis (Linnaeus)

- 1826 Pseudoeryx Daudinii Fitzinger, Neue Classification der Reptilien: 55. Type-locality: Unknown.
 1895 Pseudoeryx plicatilis var. anomalolepis Bocourt, Miss. Sci. Mex., Rept.: 804, pl. 60, figs. 6-6d. Type-locality: Colombia.
 1944 Hydrops lehmanni Dunn, Caldasia, 3 (11): 71. Type-locality: Popayán, Cauca, Colombia, 1760 m.
 1964 Pseudoeryx plicatilis plicatilis-Hoge, Mem. Inst. Butantan, 30 (1960-62): 80, figs. 28, 30-31.

Distribution: Colombia, Venezuela and Guianas to Brazil, Paraguay and northern Argentina.

Pseudoeryx plicatilis mimeticus Cope

- 1885 Pseudoeryx mimeticus Cope, Proc. Amer. Phil. Soc., 23: 94. Type-locality: Río Mamoré, eastern Bolivia.
 1957 Pseudoeryx mimeticus-Roze, Acta Biol. Venezuéllica, 2: 23.
 1964 Pseudoeryx plicatilis mimeticus-Hoge, Mem. Inst. Butantan, 30 (1960-62): 82, figs. 27, 29, 32.

Distribution: Amazonian Bolivia.



Prepared by Joseph R. Bailey, Duke University, Durham, North Carolina

PSEUDOTOMODON Koslowsky

- 1896 Pseudotomodon Koslowsky, Rev. Mus. La Plata, 7: 454. Type-species: Pseudotomodon mendozinus Koslowsky.
1897 Pseudotomodon Peracca, Bol. Mus. Zool. Anat. Comp. Univ. Torino, 12 (278): 1. Type-species: Pseudotomodon Crivellii Peracca.

Distribution: As for single known species.

Content: One species.

PSEUDOTOMODON TRIGONATUS (Leybold)

- 1873 Pelias trigonatus Leybold, Excursión á las Pampas Argentinas, Hojas de mi Diario, 1873: 82.
Type-locality: Mendoza Province, Argentina.
1896 Pseudotomodon mendozinus Koslowsky, Rev. Mus. La Plata, 7: 455, pl. 4. Type-locality: Río Diamante, Departamento 25 de Mayo, Provincia Mendoza, Argentina.
1897 Pseudotomodon Crivellii Peracca, Bol. Mus. Zool. Anat. Comp. Univ. Torino, 12 (278): 1. Type-locality: Las Chimbas, about 90 km northwest of San Luis, Argentina.

Distribution: Western Argentina.

Comment: This species has most recently been considered a subspecies of Tomodon ocellatus Duméril, Bibron and Duméril, but both it and the genus Pseudotomodon are clearly distinct from Tomodon. The author will publish full substantiation of this at a later date.

PSEUSTES Fitzinger

- 1843 Thamnobius Fitzinger (preoccupied by Thamnobius Schoenherr, 1836), Systema Reptilium: 26. Type-species: Coluber poecilostoma Wied.
 1843 Pseustes Fitzinger, Systema Reptilium: 27. Type-species: Dipsas Dieperinkii Schlegel.
 1862 Phrynonax Cope, Proc. Acad. Nat. Sci. Phila., 1862: 348. Type-species: Tropidodipsas lunulata Cope.
 1922 Paraphrynonax Lutz and Mello, Folha Medica, 3 (1920):97. Type-species: Paraphrynonax versicolor Lutz and Mello.

Distribution: Central America; northern and central South America.

Content: Four species.

Key to the species

Clave de especies

- | | |
|---|--|
| <p>1. Lower rows of dorsal scales usually without keels; usually two postoculars; no subocular scales-----2
 All dorsals keeled except first row; usually three postoculars; suboculars present or absent-----<u>sulphureus</u></p> <p>2. Ventrals weakly angulate; no longitudinal line of color on ventrals-----3
 Ventrals strongly angulate; longitudinal dark line along angles of ventrals----<u>sexcarinatus</u></p> <p>3. Dorsum irregularly barred with yellow, or each scale with yellow center and black margin----
 -----<u>shropshirei</u>
 Dorsum other than above description-----
 -----<u>poecilonotus</u></p> | <p>1. Las hileras más bajas de escamas dorsales usualmente sin quillas; usualmente dos post-oculares; sin escamas suboculares-----2
 Todas las dorsales quilladas excepto la primera hilera; usualmente tres postoculares; con o sin suboculares-----<u>sulphureus</u></p> <p>2. Ventrals ligeramente angulados; sin línea longitudinal coloreada en ventrales-----3
 Ventrals fuertemente angulados; línea longitudinal oscura a lo largo de las ventrales----
 -----<u>sexcarinatus</u></p> <p>3. Dorso con barras irregulares amarillas o cada escama con centro amarillo y borde negro-----
 -----<u>shropshirei</u>
 Dorso distinto del descripto-----<u>poecilonotus</u></p> |
|---|--|

PSEUSTES POECILONOTUS (Günther)

- 1858 Spilotes poecilonotus Günther, Cat. Sn. Brit. Mus.: 100. Type-locality: Honduras and Mexico; restricted to Honduras through lectotype selection by Boulenger, Cat. Sn. Brit. Mus., 2, 1894, 20.
 1937 Pseustes [poecilonotus]—Brongersma, Zool. Meded., 20: 6.

Distribution: Isthmus of Tehuantepec and Yucatán Peninsula, Mexico through all of Central America and northern South America into Amazonian drainage of Brazil, Ecuador, Peru and Bolivia; Trinidad.

Content: Four subspecies.

Key to the subspecies

Clave de subspecies

- | | |
|--|---|
| <p>1. No paravertebral stripes on body-----2
 Pair of paravertebral stripes on body-----
 -----<u>poecilonotus</u></p> <p>2. Head and neck same color as rest of body---
 -----3
 Head and neck coal black, rest of body with transverse markings-----<u>chrysobronchus</u></p> <p>3. Body unicolor, dull brown in adults; series of brown bands on light brown ground color in juveniles-----<u>polylepis</u>
 Body markings of scattered dark spots and oblique lines-----<u>argus</u></p> | <p>1. Sin cintas paravertebrales en el cuerpo---2
 Par de cintas paravertebrales en el cuerpo-----
 -----<u>poecilonotus</u></p> <p>2. Color de cabeza y cuello igual que el resto del cuerpo-----3
 Cabeza y cuello negro carbón, resto del cuerpo con marcas transversales-----
 -----<u>chrysobronchus</u></p> <p>3. Cuerpo unicolor, pardo opaco en adultos; serie de bandas pardas en fondo pardo claro en juveniles-----<u>polylepis</u>
 Cuerpo marcado por manchas oscuras dispersas y líneas oblicuas-----<u>argus</u></p> |
|--|---|

PSEUSTES

Pseustes poecilonotus poecilonotus (Günther)

- 1861 Tropidodipsas lunulata Cope, Proc. Acad. Nat. Sci. Phila., 1860: 517. Type-locality: Honduras.
 1929 Phrynonax poecilonotus poecilonotus—Amaral, Mem. Inst. Butantan, 4: 311, fig. 2.
 1937 Pseustes [poecilonotus poecilonotus]—Brongersma, Zool. Meded., 20: 6.

Distribution: Yucatán, Mexico through El Petén, Guatemala and British Honduras to Honduras.

Pseustes poecilonotus argus (Bocourt)

- 1888 Spilotes argus Bocourt, Miss. Sci. Mex., Rept.: 692, pl. 4B, figs. 10-10f. Type-locality: Mexico.
 1894 Phrynonax guentheri Boulenger, Cat. Sn. Brit. Mus., 2: 20. Type-locality: Atoyac, Veracruz, Mexico.
 1929 Phrynonax poecilonotus argus—Amaral, Mem. Inst. Butantan, 4: 313, fig. 3.
 1937 Pseustes [poecilonotus argus]—Brongersma, Zool. Meded., 20: 6.

Distribution: San Luis Potosí, Mexico, south on Atlantic slopes to El Petén, Guatemala; also on Pacific slope in region of Isthmus of Tehuantepec, Mexico.

Pseustes poecilonotus chrysobronchus (Cope)

- 1876 Spilotes chrysobronchus Cope, Jour. Acad. Nat. Sci. Phila., (2) 8 (1875): 136, pl. 2B, figs. 11a-b.
 1893 Synchalinus corallioides Cope, Proc. Amer. Phil. Soc., 31: 345. Type-locality: Buenos Aires, Costa Rica.
 1929 Phrynonax poecilonotus chrysobronchus—Amaral, Mem. Inst. Butantan, 4: 315.
 1937 Pseustes [poecilonotus chrysobronchus]—Brongersma, Zool. Meded., 20: 6.

Distribution: Costa Rica and Nicaragua.

Pseustes poecilonotus polylepis (Peters)

- 1867 Ahaetulla polylepis Peters, Monats. Akad. Wiss. Berlin, 1867: 709. Type-locality: Surinam.
 1869 Spilotes fasciatus Peters, Monats. Akad. Wiss. Berlin, 1869: 443. Type-locality: Maroni, Surinam; Amaral, Mem. Inst. Butantan, 4, 1929 (1930), 302, suggests that this locality is in French Guiana.
 1894 Phrynonax eutropis Boulenger, Cat. Sn. Brit. Mus., 2: 22, pl. 1, fig. 1. Type-locality: Unknown.
 1901 Phrynonax lyoni Stejneger, Proc. U.S. Nat. Mus., 24: 185. Type-locality: Macuto, Venezuela.
 1913 Phrynonax atriceps Werner, Mitt. Naturhist. Mus. Hamburg, 30: 22. Type-locality: None given.
 1929 Phrynonax poecilonotus polylepis—Amaral, Mem. Inst. Butantan, 4: 313.
 1937 Pseustes [poecilonotus polylepis]—Brongersma, Zool. Meded., 20: 6.

Distribution: Amazonian region of Brazil, Ecuador, Peru, and Bolivia; also from Venezuela, Trinidad and Guianas.

PSEUSTES SEXCARINATUS (Wagler)

- 1824 Natrix sexcarinatus Wagler, in Spix, Sp. Nov. Serp. Brasil: 35. Type-locality: Rio Amazonas, Brazil.
 1964 Pseustes sexcarinatus—Hoge, Mem. Inst. Butantan, 30 (1960-62): 28, 2 figs.

Distribution: Estado do Pará, Brazil; Misiones, Argentina.

Comment: The specimen described by Hoge, loc. cit., is very similar to specimens of poecilonotus as described by Amaral, Mem. Inst. Butantan, 4, 1929, 308, and we are not sure our key will suffice to distinguish the two taxa.

PSEUSTES SHROPSHIREI (Barbour and Amaral)

- 1924 Phrynonax shropshirei Barbour and Amaral, Occ. Pap. Boston Soc. Nat. Hist., 5: 131. Type-locality: Fort Sherman, Canal Zone, Panama.
 1937 Pseustes [shropshirei]—Brongersma, Zool. Meded., 20: 6.

Distribution: Costa Rica; Panama; Pacific Colombia and Ecuador.

PSEUSTES SULPHUREUS (Wagler)

- 1824 Natrix sulphurea Wagler, in Spix, Sp. Nov. Serp. Brasil: 26, pl. 9. Type-locality: Shoreline forests along Rio Japura, Brazil.
 1937 Pseustes [sulphureus]—Brongersma, Zool. Meded., 20: 6.

Distribution: Peru; Ecuador; Brazil; Guianas; Trinidad.

Content: Two subspecies.

Comment: Boulenger, Cat. Sn. Brit. Mus., 3, 1896, 626, questioned whether Coluber caracas Gmelin, Systema Naturae, Ed. 13, 1766, 1117, should be synonymized with this species. If this were to be demonstrated, Gmelin's name would have priority over sulphureus.

Key to the subspecies

Clave de subspecies

- | | |
|---|---|
| <p>1. Subocular absent; anterior chinshields longer than posterior; 205-227 ventrals---
 -----<u>sulphureus</u>
 Subocular present; anterior chinshields shorter than posterior; 199-215 ventrals--
 -----<u>poecilostoma</u></p> | <p>1. Subocular ausente; escudos mentales anteriores más largos que posteriores; 205-227 ventrales-----<u>sulphureus</u>
 Subocular presente; escudos mentales anteriores más cortos que posteriores; 199-215 ventrales-----<u>poecilostoma</u></p> |
|---|---|

Pseustes sulphureus sulphureus (Wagler)

- 1837 Dipsas Dieperinkii Schlegel, Essai Physion. Serpens, 2: 282. Type-locality: Paramaribo, Surinam
 1903 Phrynonax Faucherei Mocquard, Bull. Mus. Nat. Hist. Paris, 1903: 212. Type-locality: Suriname.
 1929 Phrynonax sulphureus sulphureus—Amaral, Mem. Inst. Butantan, 4: 306.
 1937 Pseustes sulphureus sulphureus—Brongersma, Zool. Meded., 20: 6, figs. 1a-b.

Distribution: Equatorial Brazil, Peru, Ecuador, Guianas, and Trinidad.

Pseustes sulphureus poecilostoma (Wied)

- 1824 C. [oluber] poecilostoma Wied, Isis von Oken, 6: 665. Type-locality: Brazil; Wied, Beiträge zur Naturgeschichte von Brasilien, 1, 1825, 263, mentions specimens from Rio de Janeiro, Cabo Frio, Marica, Sagoarema and Parahyba, Brazil.
 1922 Paraphrynonax versicolor Lutz and Mello, Folha Medica, 3 (1920): 97. Type-locality: Cataguazes, Minas Gerais, Brazil.
 1929 Phrynonax sulphureus poecilostoma—Amaral, Mem. Inst. Butantan, 4: 308, fig. 1.
 1937 Pseustes [sulphureus poecilostoma]—Brongersma, Zool. Meded., 20: 6.

Distribution: Southeastern Brazil.

PTYCHOPHIS Gomes

1915 Ptychophis Gomes, Ann. Paulistas Med. Cirurg., 4: 127. Type-species: Ptychophis flavovirgatus Gomes.

Distribution: As for single species.

Content: One species.

PTYCHOPHIS FLAVOVIRGATUS Gomes

1915 Ptychophis flavovirgatus Gomes, Ann. Paulistas Med. Cirurg., 4: 128, pl. 4, figs. 4-6. Type-locality: São Bento, Estado de Santa Catharina, Brazil.

Distribution: Santa Catherina and Paraná, Brazil.

RHACHIDELUS Boulenger

1908 Rhachidelus Boulenger, Ann. Mag. Nat. Hist., (8) 2: 31. Type-species: Rhachidelus brazili Boulenger.

Distribution: As for single species.

Content: One species.

RHACHIDELUS BRAZILI Boulenger

1908 Rhachidelus brazili Boulenger, Ann. Mag. Nat. Hist., (8) 2: 31. Type-locality: Near São Paulo, Brazil.

Distribution: Southern Brazil and Misiones, Argentina.

RHADINAEA Cope

1863 Rhadinaea Cope, Proc. Acad. Nat. Sci. Phila., 1863: 101. Type-species: Taeniophis vermiculaticeps Cope.

Distribution: Southeastern United States through Mexico and Central America to Uruguay and northern Argentina.

Content: About 40 species, of which 24 are found within limits of this work.

Comment: Boulenger, Cat. Sn. Brit. Mus., 2, 1894, 160, synonymized Calonotus Jan, 1863 (prooccupied by Calonotus Agassiz, 1846), with Rhadinaea Cope, and was followed in this synonymy by Romer, Osteology of the Reptiles, 1956, 581. Both of the African species included in Calonotus by Jan were considered by Boulenger, l.c., p. 196, to belong to Coronella, however, and there is no valid reason to include Calonotus Jan in this generic synonymy. Romer, l.c., also gave Rhadinella Smith, 1941, as a synonym of Rhadinaea, but we know of no published documentation of this action.

This genus is currently being revised by C. W. Myers, and will be considerably changed from the arrangement seen here upon completion of his work.

Key to the species

Clave de especies

- | | |
|---|---|
| 1. Scale rows at midbody 21-----2
Scale rows at midbody 19-----3
Scale rows at midbody 17-----6 | 5. Filas de escamas al medio del cuerpo 21-----2
Filas de escamas al medio del cuerpo 19-----3
Filas de escamas al medio del cuerpo 17-----6 |
| 2. Dorsum with longitudinal stripes----- <u>godmani</u>
Dorsum unicolor----- <u>altamontana</u> | 2. Diseño dorsal con líneas longitudinales- <u>godmani</u>
Dorso uniforme----- <u>altamontana</u> |
| 3. Broad lateral dark stripe occupies all of
fourth and adjacent halves of third and fifth
scale rows-----4
Not as above-----5 | 3. Cinta lateral ancha y oscura ocupa toda la
cuarta hilera de escamas y las mitades adya-
centes de la tercera y quinta-----4
No como el anterior-----5 |
| 4. With dark stripe occupying adjacent halves of
first and second scale rows----- <u>serperaster</u>
No dark stripe below broad stripe on fourth and
adjacent rows----- <u>hempsteadae</u> | 4. Cinta oscura ocupa las mitades adyacentes de
primera y segunda hilera de escamas-----
----- <u>serperaster</u>
Sin cinta oscura debajo de la cinta ancha en
cuarta hilera de escamas y adyacentes-----
----- <u>hempsteadae</u> |
| 5. Lateral dark stripe broad, occupying all of
third and neighboring halves of second and
fourth scale rows----- <u>montecristi</u>
Lateral dark stripe narrow, occupying only
contiguous halves of third and fourth scale
rows----- <u>stadelmani</u> | 5. Cinta lateral oscura, ancha ocupa toda la ter-
cera hilera de escamas y las mitades adyacen-
tes de la segunda y cuarta hileras- <u>montecristi</u>
Cinta lateral oscura, angosta ocupa solamente
las mitades contiguas de tercera y cuarta
hileras de escamas----- <u>stadelmani</u> |
| 6. Subcaudals fewer than 75-----7
Subcaudals more than 75-----16 | 6. Subcaudales menos de 75-----7
Subcaudales más de 75-----16 |
| 7. Upper labials eight-----8
Upper labials seven-----12 | 7. Labiales superiores ocho-----8
Labiales superiores siete-----12 |
| 8. Fourth and fifth labials in orbit; usually 17
scale rows immediately anterior to vent-----9
Third, fourth and fifth labials in orbit;
usually with reduction to 15 anterior to
vent----- <u>brevirostris</u> | 8. Cuarta y quinta labiales en órbita; usualmente
17 hileras inmediatamente anterior al ano-----9
Tercera, cuarta y quinta labiales en órbita;
usualmente con reducción a 15 delante del
ano----- <u>brevirostris</u> |
| 9. More than 130 ventrals-----10
Fewer than 130 ventrals----- <u>sargenti</u> | 9. Más de 130 ventrales-----10
Menos de 130 ventrales----- <u>sargenti</u> |
| 10. Two posterior temporals-----11
One posterior temporal----- <u>pachyura</u> | 10. Dos temporales posteriores-----11
Una temporal posterior----- <u>pachyura</u> |

- | | |
|--|--|
| 11. Anterior chinshields longer than posterior-----
----- <u>kinkelini</u>
Anterior chinshields shorter than posterior-----
----- <u>pulveriventris</u> | 11. Escudos geniales anteriores más largos que
los posteriores----- <u>kinkelini</u>
Escudos geniales anteriores más cortos que
los posteriores----- <u>pulveriventris</u> |
| 12. Ventrals more than 140-----13
Ventrals fewer than 135----- <u>beui</u> | 12. Ventrals más de 140-----13
Ventrals menos de 135----- <u>beui</u> |
| 13. Midline area of individual ventral scale
usually immaculate; outer tips of ventral
usually with black spot or line-----14
Black crescent shaped spon on midline of most
ventrals, outer tips of ventrals usually
entirely black----- <u>calligaster</u> | 13. Zona de la línea media de cada escama ventral
usualmente immaculada; ápices externos usual-
mente con mancha o línea negra-----14
Con mancha negra en forma de media luna en la
línea media de la mayoría de las ventrales;
ápices externos usualmente todo negros-----
----- <u>calligaster</u> |
| 14. No light spots on dorsum of head-----15
Triangular light spot behind eye and two round-
ish spots on parietals immediately behind
frontal----- <u>affinis</u> | 14. Sin manchas claras en el dorso de la cabeza--15
Con mancha clara triangular detrás del ojo y
dos manchas redondeadas en parietales inmedia-
tamente detrás de frontal----- <u>affinis</u> |
| 15. Temporal formula 1 + 1----- <u>pachyura</u>
Temporal formula 1 + 2----- <u>poecilopogon</u> | 15. Fórmula temporal 1 + 1----- <u>pachyura</u>
Fórmula temporal 1 + 2----- <u>poecilopogon</u> |
| 16. Upper labials seven-----17
Upper labials eight-----19 | 16. Labiales superiores siete-----17
Labiales superiores ocho-----19 |
| 17. Ventrals fewer than 160; anterior temporal
present-----18
Ventrals more than 160; anterior temporal may
be fused with sixth labial, which then con-
tacts parietal----- <u>guentheri</u> | 17. Ventrals menos de 160; con temporal anterior--
-----18
Ventrals más de 160; temporal anterior puede
estar fusionada con sexta labial, que entonces
contacta con parietal----- <u>guentheri</u> |
| 18. Light occipital collar across posterior tips of
parietals; edged anteriorly with black; no
light spots on head----- <u>decipiens</u>
No light occipital collar; light spot on each
parietal and posterior temporal, larger light
spot between temporal and lateral line-----
----- <u>persimilis</u> | 18. Collar occipital claro a través de los ápices
posteriores de parietales, bordeada anterior-
mente de negro; sin manchas claras en la
cabeza----- <u>decipiens</u>
Sin collar occipital claro; mancha clara en
cada parietal y temporal posterior, mancha
clara más grande entre temporal y línea
lateral----- <u>persimilis</u> |
| 19. Temporal formula 1 + 2-----20
Temporal formula 1 + 1----- <u>lateristriqua</u> | 19. Fórmula temporal 1 + 2-----20
Fórmula temporal 1 + 1----- <u>lateristriqua</u> |
| 20. Ventrals fewer than 152-----21
Ventrals more than 152----- <u>lachrymans</u> | 20. Ventrals menos de 152-----21
Ventrals más de 152----- <u>lachrymans</u> |
| 21. Subcaudals fewer than 90-----22
Subcaudals more than 90-----23 | 21. Subcaudales menos de 90-----22
Subcaudales más de 90-----23 |
| 22. Dorsum of head vermiculated with yellow-----
----- <u>vermiculaticeps</u>
Dorsum of head unicolor----- <u>pinicola</u> | 22. Dorso de la cabeza vermiculado de amarillo----
----- <u>vermiculaticeps</u>
Dorso de la cabeza unicolor----- <u>pinicola</u> |
| 23. Ventrals usually more than 135----- <u>persimilis</u>
Ventrals usually fewer than 135----- <u>decorata</u> | 23. Ventrals usualmente más de 135----- <u>persimilis</u>
Ventrals usualmente menos de 135----- <u>decorata</u> |

RHADINAEA AFFINIS (Günther)

- 185B Dromicus affinis Günther, Cat. Sn. Brit. Mus.: 12B. Type-locality: Rio de Janeiro and Brazil; restricted to Rio de Janeiro, Brazil, by Boulenger, Cat. Sn. Brit. Mus., 2, 1894, 173.
1885 Coronella Iheringii Boulenger, Ann. Mag. Nat. Hist., (5) 15: 194. Type-locality: Rio Grande do Sul, Brazil.
1943 Rhadinaea affinis—Prado, Mem. Inst. Butantan, 17: 12.

Distribution: Southern and southeastern Brazil.

RHADINAEA

RHADINAEA ALTAMONTANA Taylor

- 1954 Rhadinaea altamontana Taylor, Univ. Kansas Sci. Bull., 36: 740, fig. 16a-c. Type-locality: Edge of Costa Rican National Forest Reserve, Pan-American Highway, Talamanca Range, Costa Rica, 7000-8000 ft.

Distribution: Known only from type locality.

RHADINAEA BEUI Prado

- 1943 Rhadinaea beui Prado, Mem. Inst. Butantan, 17: 13, two figs. Type-locality: Curitiba, Estado do Paraná, Brazil.

Distribution: Known only from type locality.

RHADINAEA BREVIROSTRIS (Peters)

- 1863 Dromicus brevirostris Peters, Monats. Akad. Wiss. Berlin, 1863: 280. Type-locality: Apparently from Quito, Ecuador, purchased; probably erroneous, according to Peters, Rev. Ecuat. Ent. Parasit., 2, 1955, 347.
1868 Dromicus viperinus Günther, Ann. Mag. Nat. Hist., (4) 1: 418. Type-locality: Pebas, Peru.
1944 Rhadinaea brevirostris—Dunn, Caldasia, 2: 493.

Distribution: Amazonian Basin, Guianas to Bolivia.

RHADINAEA CALLIGASTER (Cope)

- 1876 Contia calligaster Cope, Jour. Acad. Nat. Sci. Phila., (2) 8 (1875): 146, pl. 28, fig. 12. Type-locality: Pico Blanco, Costa Rica.
1894 Rhadinaea calligaster—Boulenger, Cat. Sn. Brit. Mus., 2: 164.

Distribution: Costa Rica and Panama.

RHADINAEA DECIPIENS (Günther)

- 1893 Ablabes decipiens Günther, Biol. Cent. Amer., Reptiles: 105, pl. 37, fig. A. Type-locality: Irazú, Costa Rica.
1938 Rhadinaea pachyura decipiens—Dunn, Copeia, 1938: 198.
1954 Rhadinaea decipiens—Taylor, Univ. Kansas Sci. Bull., 36: 740.

Distribution: Costa Rica.

Content: Two subspecies.

Key to the subspecies

1. Ventrals 130; subcaudals 125; total
ventrals plus subcaudals 256---rubricollis
Ventrals 133-157; subcaudals 110; total
ventrals plus subcaudals 243-----decipiens

Clave de subspecies

1. Ventrals 130; subcaudales 125; ventrals y
subcaudales en total 256-----rubricollis
Ventrals 133-157; subcaudales 110; ven-
trales y subcaudales en total 243-----
-----decipiens

Rhadinaea decipiens decipiens (Günther)

- 1954 Rhadinaea decipiens decipiens—Taylor, Univ. Kansas Sci. Bull., 36: 740.

Distribution: Costa Rica except for area occupied by R. d. rubricollis.

Rhadinaea decipiens rubricollis Taylor

- 1954 Rhadinaea decipiens rubricollis Taylor, Univ. Kansas Sci. Bull., 36: 739. Type-locality: Cinchona, Volcán Poás, Costa Rica, about 5500 ft.

Distribution: Known only from type locality.

RHADINAEA DECORATA (Günther)

- 1858 Coronella decorata Günther, Cat. Sn. Brit. Mus.: 35. Type-locality: Mexico.
 1863 [Rhadinaea] decorata—Cope, Proc. Acad. Nat. Sci. Phila., 1863: 101.
 1903 Erythrolamprus longicaudus Werner, Abh. Bayerische Akad. Wiss., 22 (2): 348. Type-locality: Guatemala.
 1951 Rhadinaea decorata decorata—Taylor, Univ. Kansas Sci. Bull., 34: 113, pl. 11.

Distribution: Low and moderate elevations, Veracruz, Mexico to Panama on Caribbean slope and locally on Pacific side in western Chiapas, Mexico.

RHADINAEA GODMANI Günther

- 1865 Dromicus godmani Günther, Ann. Mag. Nat. Hist., (3) 15: 94. Type-locality: Duenas, Guatemala.
 1876 Rhadinaea godmani, Cope, Jour. Acad. Nat. Sci. Phila., (2) 8 (1875): 139.

Distribution: Intermediate elevations on the southwestern highlands of Guatemala into El Salvador.

Content: Two subspecies.

Comment: Günther corrected the spelling of this taxon to godmani in Biol. Cent. Amer., Reptiles, 1893, 110, a justified emendation.

Key to the subspecies

Clave de subspecies

- | | |
|--|---|
| <p>1. Adult males with supra-anal keels; lateral black stripe on fifth and neighboring edges of fourth and sixth scale rows-----
 -----<u>zilchi</u>
 Adult males lack supra-anal keels; lateral black stripe on second through fourth rows
 -----<u>godmani</u></p> | <p>1. Machos adultos con quillas supra-anales; cinta lateral negra en la quinta hilera de escamas y en los bordes vecinos de cuarta y sexta hileras-----<u>zilchi</u>
 Machos adultos sin quillas supra-anales; cinta lateral negra de la segunda a la cuarta hilera-----<u>godmani</u></p> |
|--|---|

Rhadinaea godmani godmani Günther

- 1952 [Rhadinaea godmani] godmani—Mertens, Abh. Senckenb. Naturforsch. Ges., 487: 71.

Distribution: Southwestern Guatemala to El Salvador.

Rhadinaea godmani zilchi Mertens

- 1952 Rhadinaea zilchi Mertens, Zool. Anz., 148: 92. Type-locality: Laguna de las Ninfas (= Laguna de Apaneca), Volcán de la Lagunita, Departamento Sonsonate, El Salvador, 1630 m.
 1952 Rhadinaea godmani zilchi—Mertens, Abh. Senckenb. Naturforsch. Ges., 487: 70, pl. 6, fig. 23.

Distribution: Known only from region of type locality.

RHADINAEA GUENTHERI Dunn

- 1895 Tachymenis decipiens Günther (preoccupied in this genus by Ablabes decipiens Günther), Biol. Cent. Amer., Rept.: 163, pl. 53, fig. A. Type-locality: Irazú, Costa Rica.
 1938 Rhadinaea guentheri Dunn (replacement name for Tachymenis decipiens Günther), Copeia, 1938: 198.

Distribution: Costa Rica.

RHADINAEA HEMPSTEADAE Stuart and Bailey

- 1941 Rhadinaea hempsteadae Stuart and Bailey, Occ. Pap. Mus. Zool., Univ. Mich., 442: 2. Type-locality: Cloud forest zone, above Finca Chichén, Alta Verapaz, Guatemala, about 5700 ft.

Distribution: Intermediate elevations in mountains of Alta Verapaz, Guatemala.

RHADINAEA

RHADINAEA INSIGNISSIMUS (Amaral), new combination

1926 Liophis insignissimus Amaral, Arch. Mus. Nacional Brazil, 26: 103, pl. 1, figs. 7-9. Type-locality: Estação Biologica, Serra de Cubatão, Estado de São Paulo, Brazil.

Distribution: São Paulo and Espírito Santo, Brazil.

Comment: One of us (Peters) has seen the holotype of this species in the Instituto Butantan, São Paulo, Brazil, and it seems unquestionably a Rhadinaea. Amaral used Liophis as a generic name for members of both taxa.

RHADINAEA KINKELINI Boettger

1898 Rhadinaea kinkelini Boettger, Katalog der Reptilien-Sammlung im Museum der Senckenbergischen Naturforschende Gesellschaft im Frankfurt am Main, 2: 68. Type-locality: Matagalpa, Nicaragua.

Distribution: Nicaragua to Guatemala.

RHADINAEA LACHRYMANS (Cope)

1870 Lygophis lachrymans Cope, Proc. Amer. Phil. Soc., 11 (1869): 154. Type-locality: Unknown; Bailey, Occ. Pap. Mus. Zool. Univ. Mich., 412, 1940, 7, suggested Chiapas, Mexico.
1846 R. [hadinaea] lachrymans—Cope, Jour. Acad. Nat. Sci. Phila., (2) 8 (1875): 140.

Distribution: Moderate and intermediate elevations of Pacific slope, Chiapas, Mexico to Guatemala.

RHADINAEA LATERISTRIGA (Berthold)

1859 Liophis lateristriga Berthold, Anz. Göttingen Gehlerl., 3: 180. Type-locality: Popayan, Colombia.
1867 Dromicus nuntius Jan, Icon. Gén. Ophid., livr. 24: pl. 6, fig. 1. Type-locality: Andes of Ecuador.
1944 Rhadinaea lateristriga—Dunn, Caldasia, 2: 493.

Distribution: Caribbean South America; Pacific slope of Colombia and Ecuador.

Content: Two subspecies.

Key to the subspecies

1. Single light spot on each parietal-----
-----lateristriga
Light line on each parietal---multilineata

Clave de subspecies

1. Una sola mancha clara en cada parietal-----
-----lateristriga
Línea clara en cada parietal---multilineata

Rhadinaea lateristriga lateristriga Berthold

1863 Dromicus frenatus Peters, Monats. Akad. Wiss. Berlin, 1863: 218. Type-locality: Guayaquil, Ecuador.

1901 Urotheca coronata Steindachner, Anz. Akad. Wiss. Wien, 1901: 106, pl. 1, figs. 3-3a. Type-locality: Region of Babahoyo, Ecuador.

1909 Erythrolamprus labialis Werner, Mitt. Naturhist. Mus. Hamburg, 26: 237, fig. 10. Type-locality: Ecuador.

1944 Rhadinaea lateristriga lateristriga—Dunn, Caldasia, 2: 493.

Distribution: Pacific slope, central Colombia to Ecuador.

Rhadinaea lateristriga multilineata (Peters)

1859 Dromicus multilineatus Peters, Monats. Akad. Wiss. Berlin, 1863: 279. Type-locality: var. A from Puerto Cabello and Caracas, Venezuela, and var. B from Bogotá, Colombia; name restricted to var. A by Dunn, below.

1944 Rhadinaea lateristriga multilineata—Dunn, Caldasia, 2: 439.

Distribution: Caribbean Colombia and Venezuela.

RHADINAEA MONTECRISTI Mertens

1952 Rhadinaea montecristi Mertens, Zool. Anz., 149: 136. Type-locality: Hacienda Monte Cristo, Metapán (Mountain?), Departamento Santa Ana, El Salvador, 2200 m.

Distribution: Known only from type locality.

RHADINAEA PACHYURA (Cope)

1876 Contia pachyura Cope, Jour. Acad. Nat. Sci. Phila., (2) 8 (1875): 145. Type-locality: Sipurio, Costa Rica.

1938 Rhadinaea pachyura—Dunn, Copeia, 1938: 198.

Distribution: Costa Rica to Pacific Ecuador.

Content: Two subspecies.

Key to the subspecies

Clave de subspecies

- | | |
|---|--|
| 1. Subcaudals 102-117----- <u>fulviceps</u> | 1. Subcaudales 102-117----- <u>fulviceps</u> |
| Subcaudals fewer than 75----- <u>pachyura</u> | Subcaudales menos de 75----- <u>pachyura</u> |

Rhadinaea pachyura pachyura (Cope)

1944 [Rhadinaea pachyura] pachyura—Dunn, Caldasia, 2: 493.

Distribution: Costa Rica and western Panama.

Rhadinaea pachyura fulviceps Cope

1886 Rhadinaea fulviceps Cope, Proc. Amer. Phil. Soc., 23: 279. Type-locality: Panama.

1944 Rhadinata pachyura fulviceps—Dunn, Caldasia, 2: 492.

Distribution: Panama; Pacific Colombia and Ecuador.

RHADINAEA PERSIMILIS Dunn

1938 Rhadinaea persimilis Dunn, Copeia, 1938: 197. Type-locality: La Loma, Provincia Bocas del Toro, Panama, 1500 ft.

1951 Rhadinaea persimilis—Taylor, Univ. Kansas Sci. Bull., 34: 117.

Distribution: Costa Rica.

Comment: Boulenger, Cat. Sn. Brit. Mus., 2, 1894, 173, tentatively synonymized Liophis persimilis Cope, 1868, with Rhadinaea poecilopogon Cope, 1863. If this synonymy is demonstrated to be valid, Rhadinaea persimilis Dunn, 1938, will require a new name.

RHADINAEA PINICOLA Mertens

1952 Rhadinaea pinicola Mertens, Zool. Anz., 149: 135. Type-locality: Hacienda San José, Metapán (Mountain?), Departamento Santa Ana, El Salvador, 1500 m.

Distribution: Known only from type locality.

RHADINAEA POECILOPOGON Cope

1863 Rhadinaea poecilopogon Cope, Proc. Acad. Nat. Sci. Phila., 1863: 100. Type-locality: Paysandu, Uruguay; actually Paysandú, Uruguay, according to Vaz Ferreira and Sierra de Soriano, Rev. Fac. Hum. Cien., Montevideo, 18, 1960, 36.

1863 E. [nicognathus] elegans Jan, Arch. Zool. Anat. Fis., 2: 268. Type-locality: Montevideo and Buenos Aires.

1863 Dromicus melanocephalus Peters, Monats. Akad. Wiss. Berlin, 1863: 277. Type-locality: apparently São Paulo, Brazil.

1869 Liophis persimilis Cope, Proc. Acad. Nat. Sci. Phila., 1868: 308. Type-locality: Rio de Janeiro, Brazil.

1885 Enicognathus bilineatus Fischer, Jahr. Wiss. Anst. Hamburg, 2: 98, pl. 3, fig. 5. Type-locality: Santos, Brazil.

1943 Rhadinaea poecilopogon—Prado, Mem. Inst. Butantan, 17: 13.

Distribution: Southern Brazil, Uruguay and Argentina.

RHADINAEA

RHADINAEA POECILOPOGON Cope

- 1863 Rhadinaea poecilopogon Cope, Proc. Acad. Nat. Sci. Phila., 1863: 100. Type-locality: Paysondu, Uruguay, = Paysandú, Uruguay, according to Vaz Ferreira and Sierra de Soriano, Rev. Fac. Hum. Cien. Montevideo, 18, 1960, 36.
- 1943 Rhadinaea poecilopogon—Prado, Mem. Inst. Butantan, 17: 13.

Distribution: Southern Brazil, Uruguay and Argentina.

RHADINAEA PULVERIVENTRIS Boulenger

- 1896 Rhadinaea pulveriventris Boulenger, Cat. Sn. Brit. Mus., 3: 635. Type-locality: Azahar de Cartago, Costa Rica.
- 1951 Rhadinaea pulveriventris—Taylor, Univ. Kansas Sci. Bull., 31: 116.

Distribution: Costa Rica and western Panama.

RHADINAEA SARGENTI Dunn and Bailey

- 1939 Rhadinaea sargenti Dunn and Bailey, Bull. Mus. Comp. Zool., 86: 10. Type-locality: Pequeni-Esperanza Ridge, near head of Río Pequeni, Panama, 1800 ft.

Distribution: Hills east of Canal Zone, Panama.

RHADINAEA SERPERASTER Cope

- 1871 Rhadinaea serperaster Cope, Proc. Acad. Nat. Sci. Phila., 1871: 212. Type-locality: Near San José, Costa Rica.
- 1894 Rhadinaea serperastra—Boulenger, Cat. Sn. Brit. Mus., 2: 172.
- 1951 Rhadinaea serperastra—Taylor, Univ. Kansas Sci. Bull., 34: 112.

Distribution: Costa Rica and Panama.

RHADINAEA STADELMANI Stuart and Bailey

- 1941 Rhadinaea stadelmani Stuart and Bailey, Occ. Pap. Mus. Zool. Univ. Mich., 442: 4. Type-locality: Todos Santos, Huehuetenango, Guatemala, 8000 ft.

Distribution: Intermediate elevations on eastern and western flanks of Sierra de los Cuchumatanes, Guatemala.

RHADINAEA VERMICULATICEPS (Cope)

- 1860 I. [aeniophis] vermiculaticeps Cope, Proc. Acad. Nat. Sci. Phila., 1860: 249. Type-locality: Veragua, Panama.
- 1863 [Rhadinaea] vermiculaticeps—Cope, Proc. Acad. Nat. Sci. Phila., 1863: 101.
- 1929 Liophis vermimaculaticeps—Amaral (in error for vermiculaticeps Cope), Mem. Inst. Butantan, 4: 175.
- 1951 Rhadinaea vermiculaticeps—Taylor, Univ. Kansas Sci. Bull., 34: 116.

Distribution: West central Panama.

RHINOBOOTHRYUM Wagler

1830 Rhinobothryum Wagler, Nat. Syst. Amph.: 186. Type-species: Coluber macrorhinus Wagler.

Distribution: Panama and Costa Rica through tropical South America to valley of Río Paraguay.

Content: Two species.

Key to the species

1. Wide red and black rings separated by narrow yellow rings-----bovallii
 No yellow ring between neighboring red and black rings-----lentiginosum

Clave de especies

1. Anchos anillos rojos y negros separados por finas bandas amarillas-----bovallii
 Anchos anillos rojos y negros no separados por finas bandas amarillas-----lentiginosum

RHINOBOOTHRYUM BOVALLII Andersson

1916 Rhinobothrium bovallii Andersson, Medd. Göteborgs Mus. Zool. Afd., 9: 32, fig. 4. Type-locality: Siquirres, Costa Rica.

1965 Rhinobothryum Bovallii—Pons, Kasmera, Univ. Zulia, Maracaibo, Venezuela, 2: 99, figs.

Distribution: Honduras, Costa Rica, Panama, northwestern Colombia and Ecuador, northwestern Venezuela.

RHINOBOOTHRYUM LENTIGINOSUM (Scopoli)

1785 Coluber Lentiginosus Scopoli, Deliciae Florae et Faunae Insubricae, 3: 41, pl. 20, fig. 2. Type-locality: None given.

1830 Coluber macrorhinus Wagler, Nat. Syst. Amph.: 186. Type-locality: "America?" [This name was credited to Boie by Wagler ("H. Boie in Mus. Lugd."), and served as type species of Rhinobothryum, but we find no evidence that Boie ever published a description of the species, so it must be assigned to Wagler].

1854 Rhinobothryum lentiginosum—Duméril, Bibron and Duméril, Erp. Gén., 7: 1061.

Distribution: Basins of Ríos Amazon and Paraguay in tropical South America.

SCAPHIODONTOPHIS Taylor and Smith

1943 Scaphiodontophis Taylor and Smith, Univ. Kansas Sci. Bull., 29: 302. Type-species: Enicognathus annulatus Duméril, Bibron and Duméril.

Distribution: Southern Mexico through Central America to Panama.

Content: Five species, one of which (sumichrasti Bocourt) is extralimital.

Key to the species

Clave de especies

- | | |
|---|---|
| <p>1. Triads composed of two black bands enclosing one white (yellow)-----2
Triads composed of two yellow bands enclosing one black, on body and tail-----<u>venustissimus</u></p> <p>2. Black head cap followed by red area (sometimes narrow), then a pair of black bands enclosing a white band-----3
Black head cap followed by one white band, one black band, and a longer red band-----<u>zeteki</u></p> <p>3. Black bands few, no more than three sets on anterior part of body-----<u>carpicinctus</u>
Black bands numerous, five or more sets on anterior part of body-----<u>annulatus</u></p> | <p>1. Tríadas de dos bandas negras encerrando una blanca (amarilla)-----2
Tríadas de dos bandas amarillas encerrando una negra, sobre el cuerpo y la cola-----<u>venustissimus</u></p> <p>2. Cabeza negra dorsoanteriormente seguida en sucesión por un área roja (aveces angosta) y un par de bandas negras encerrando una blanca-----3
Cabeza negra dorsoanteriormente seguida en sucesión por una banda blanca, una negra y una ancha roja-----<u>zeteki</u></p> <p>3. Pocas bandas negras, no más de tres grupos en la porción anterior del cuerpo-----<u>carpicinctus</u>
Bandas negras numerosas, cinco o más grupos en la porción anterior del cuerpo-----<u>annulatus</u></p> |
|---|---|

SCAPHIODONTOPHIS ANNULATUS (Duméril, Bibron and Duméril)

1854 Enicognathus annulatus Duméril, Bibron and Duméril, Erp. Gén., 7: 335, pl. 80. Type-locality: Cobán, Alta Verapaz, Guatemala.

1943 Scaphiodontophis annulatus—Taylor and Smith, Univ. Kansas Sci. Bull., 29: 311.

Distribution: Yucatán Peninsula to Guatemala and Honduras.

Content: Two subspecies.

Key to the subspecies

Clave de subespecies

- | | |
|--|---|
| <p>1. No black spots on scales of red inter-spaces-----<u>hondurensis</u>
Black spots on scales of red inter-spaces-----<u>annulatus</u></p> | <p>1. Sin puntos negros en las escamas de los interespacios rojos-----<u>hondurensis</u>
Puntos negros en las escamas de los interespacios rojos-----<u>annulatus</u></p> |
|--|---|

Scaphiodontophis annulatus annulatus (Duméril, Bibron and Duméril)

1943 Scaphiodontophis annulatus annulatus—Taylor and Smith, Univ. Kansas Sci. Bull., 29: 311.

Distribution: El Petén, Guatemala, and British Honduras south to Alta Verapaz, Guatemala.

Scaphiodontophis annulatus hondurensis (Schmidt)

1936 Sibynophis annulatus hondurensis Schmidt, Proc. Biol. Soc. Washington, 49: 4B. Type-locality: Portillo Grande, Yoro, Honduras, 4100 ft.

1943 Scaphiodontophis annulatus hondurensis—Taylor and Smith, Univ. Kansas Sci. Bull., 29: 314.

Distribution: Known from type-locality; Subirana Valley at 2800 ft; and Tela, Honduras.

SCAPHIODONTOPHIS CARPICINCTUS Taylor and Smith

1943 Scaphiodontophis carpicinctus Taylor and Smith, Univ. Kansas Sci. Bull., 29: 315. Type-locality: Piedras Negras, Guatemala.

Distribution: Known only from type-locality and Tikal, El Petén, Guatemala; probably restricted to forests of base of Yucatán Peninsula.

Comment: Neill and Allen, Publ. Res. Div. Ross Allen's Rept. Inst., 2, 1959, 47, suggested that this should be considered a subspecies of annulatus. Smith, in Smith and Taylor, Herpetology of Mexico, Preface, 1966, 26, indicated that it perhaps should be a junior synonym of annulatus. Stuart, Misc. Publ. Mus. Zool. Univ. Mich., 122, 1963, 114, recognized this as a full species. We do not know what the status of this taxon really is.

SCAPHIODONTOPHIS VENUSTISSIMUS (Günther)

1894 Henicognathus venustissimus Günther, Biol. Cent. Amer., Rept.: 144, pl. 51, fig. c. Type-locality: Hacienda Santa Rosa de Jericó, Matagalpa, Nicaragua, 3250 ft.

1943 Scaphiodontophis venustissimus—Taylor and Smith, Univ. Kansas Sci. Bull., 29: 309, fig. 5.

Distribution: Nicaragua and Costa Rica.

SCAPHIODONTOPHIS ZETEKI (Dunn)

1930 Sibynophis zeteki Dunn, Occ. Pap. Boston Soc. Nat. Hist., 5: 329. Type-locality: Ancón, Canal Zone, Panama.

1943 Scaphiodontophis zeteki—Taylor and Smith, Univ. Kansas Sci. Bull., 29: 317.

Distribution: Southern Mexico to Panama.

Content: Two subspecies.

Key to the subspecies

Clave de subespecies

- | | |
|------------------------------------|-------------------------------------|
| 1. Snout white----- <u>zeteki</u> | 1. Hocico blanco----- <u>zeteki</u> |
| Snout not white----- <u>nothus</u> | Hocico no blanco----- <u>nothus</u> |

Scaphiodontophis zeteki zeteki (Dunn)

1958 Scaphiodontophis zeteki zeteki—Alvarez del Toro and Smith, Herpetologica, 14: 17.

Distribution: Panama.

Scaphiodontophis zeteki nothus Taylor and Smith

1943 Scaphiodontophis nothus Taylor and Smith, Univ. Kansas Sci. Bull., 29: 320, pl. 23, fig. 2 and text fig. 8. Type-locality: Potrero Viejo, Veracruz, Mexico.

1943 Scaphiodontophis cyclurus Taylor and Smith, Univ. Kansas Sci. Bull., 29: 318, pl. 22, fig. 2, text fig. 7. Type-locality: Cuautlapán, Veracruz, Mexico.

1943 Scaphiodontophis albonuchalis Taylor and Smith, Univ. Kansas Sci. Bull., 29: 323, pl. 23, fig. 1; pl. 24; pl. 25, figs. 1-2; text fig. 9. Type-locality: La Esperanza, near Escuintla, Chiapas, Mexico.

1958 Scaphiodontophis zeteki nothus—Alvarez del Toro and Smith, Herpetologica, 14: 17.

Distribution: Isthmus of Tehuantepec, Mexico, through Guatemala to Nicaragua, and Veracruz to Tabasco, Mexico.

SCOLECOPHIS Fitzinger

- 1843 Scolecophis Fitzinger, Systema Reptilium: 25. Type-species: Calamaria atrocincta Schlegel.
1863 Platyranion Jan, Elenco Systema Ofidi: 40. Type-species: Calamaria atrocincta Schlegel.

Distribution: As for single known species.

Content: One species.

SCOLECOPHIS ATROCINCTUS (Schlegel)

- 1837 Calamaria atrocincta Schlegel, Essai Phys. Serp., 2: 47. Type-locality: Chile (in error).
1843 Scolecophis atrocincta—Fitzinger, Systema Reptilium: 25.
1855 Elaps zonatus Hallowell, Jour. Acad. Nat. Sci. Phila., (2) 3: 35. Type-locality: Honduras.

Distribution: Moderate elevations along Pacific slope from El Salvador to Costa Rica.



SIBON Fitzinger

- 1826 Sibon Fitzinger, Neue Classification der Reptilien: 31. Type-species: Coluber nebulatus Linnaeus.
 1843 Sibynon Fitzinger, Systema Reptilium: 27. Type-species: Coluber nebulatus Linnaeus.
 1853 Petalognathus Duméril, Mem. Acad. Sci., Paris, 23: 466. Type-species: Coluber nebulatus Linnaeus.
 1866 Mesopeltis Cope, Proc. Acad. Nat. Sci. Phila., 1866: 318. Type-species: Mesopeltis sanniola Cope.
 1884 Asthenognathus Bocourt, Bull. Soc. Philom. Paris, (7) 8: 141. Type-species: Petalognathus multifasciatus Jan.

Distribution: Southern Mexico, Central America and northern South America.

Content: Nine species arranged in three species groups, according to the most recent revision of the genus, by Peters, Misc. Publ. Mus. Zool. Univ. Mich., 114, 1960.

Key to the species

1. With 15 rows of scales-----2
 With 13 rows of scales-----11
2. No lower labials in contact behind mental-----3
 -----3
 One pair of lower labials in contact behind mental-----10
3. An azygous chin shield between paired chin shields and mental-----4
 No azygous chin shields, or an extremely tiny one-----8
4. Subcaudals more than 105-----5
 Subcaudals fewer than 100-----7
5. Dorsal blotches unicolor, not lighter toward centers-----6
 Centers of dorsal blotches in adults considerably lighter than outer parts-----dimidiata
6. Ventrals 192 or fewer-----annulata
 Ventrals 193 or more-----dimidiata
7. Dorsal pattern of a series of vertebral blotches, small and numerous-----sanniola
 Dorsal pattern of large ocelli, which extend low on sides-----longifrenis
8. Ventrals fewer than 195-----9
 Ventrals 195 or more-----argus
9. Extremely small pair of chin shields behind mental-----annulata
 First pair of chin shields larger than second pair-----longifrenis
10. Ventrals fewer than 150-----dunni
 Ventrals more than 155-----nebulata
11. No primary temporal, fifth upper labial in contact with parietal-----carri
 One primary temporal, no upper labial in contact with parietal-----anthracops

Clave de especies

1. Con 15 filas de escamas-----2
 Con 13 filas de escamas-----11
2. Sin labiales inferiores en contacto detrás de mentoneana-----3
 -----3
 Con un par de labiales inferiores en contacto detrás de mentoneana-----10
3. Un escudo genear (azygus) entre el par genear y la mentoneana-----4
 Sin escudo genear (azygus), o con uno extremadamente pequeño-----8
4. Más de 105 subcaudales-----5
 Menos de 100 subcaudales-----7
5. Manchas dorsales uniformes, sin centros claros-----6
 Centros de manchas dorsales, considerablemente más claros que la periferia, en adultos-----dimidiata
6. Ventrals 192 o menos-----annulata
 Ventrals 193 o más-----dimidiata
7. Diseño dorsal formado por serie de pequeñas y numerosas manchas vertebrales-----sanniola
 Diseño dorsal formado por grandes ocelos vertebrales que se extienden lateralmente-----longifrenis
8. Menos de 195 ventrals-----9
 Más de 195 ventrals-----argus
9. Primer par genear extremadamente pequeño-----annulata
 Primer par genear mayor que el segundo-----longifrenis
10. Ventrals menos de 150-----dunni
 Ventrals más de 155-----nebulata
11. Sin temporal primaria, quinto labial superior en contacto con parietal-----carri
 Una temporal primaria, sin supralabiales en contacto con parietal-----anthracops

SIBON

SIBON ANNULATA (Günther)
annulata group

- 1872 Leptognathus annulatus Günther, Ann. Mag. Nat. Hist., (4) 9: 30. Type-locality: Near Cartago, Costa Rica.
 1876 Leptognathus pictiventris Cope, Jour. Acad. Nat. Sci. Phila., 8 (2): 130. Type-locality: Costa Rica.
 1939 Sibon annulata—Dunn and Bailey, Bull. Mus. Comp. Zool., Harvard, 86: 9.
 1960 Sibon annulata—Peters, Misc. Publ. Mus. Zool. Univ. Mich., 114: 176.

Distribution: Atlantic slopes of Costa Rica and Panama.

SIBON ANTHRACOPS (Cope)
annulata group

- 1868 Leptognathus anthracops Cope, Proc. Acad. Nat. Sci. Phila., 1868: 136. Type-locality: Central America.
 1921 Sibynomorphus ruthveni Barbour and Dunn, Proc. Biol. Sec. Wash., 34: 158. Type-locality: Aguacate Mountains, Costa Rica.
 1960 Sibon anthracops—Peters, Misc. Publ. Mus. Zool. Univ. Mich., 114: 180, pl. 7c.

Distribution: Pacific slopes of Costa Rica, Nicaragua, and Honduras.

SIBON ARGUS (Cope)
argus group

- 1876 Leptognathus argus Cope, Jour. Acad. Nat. Sci. Phila., 8 (2): 130. Type-locality: Costa Rica.
 1960 Sibon argus—Peters, Misc. Publ. Mus. Zool. Univ. Mich., 114: 189.

Distribution: Known only from type locality.

SIBON CARRI (Shreve)
nebulata group

- 1951 Tropidodipsas carri Shreve, Copeia, 1951: 52. Type-locality: Escuela Agrícola Panamericana, near Tegucigalpa, Honduras.
 1960 Sibon carri—Peters, Misc. Publ. Mus. Zool. Univ. Mich., 114: 194.

Distribution: Pacific slopes of Honduras; El Salvador.

SIBON DIMIDIATA (Günther)
annulata group

- 1872 Leptognathus dimidiatus Günther, Ann. Mag. Nat. Hist., (4) 9: 31. Type-locality: Mexico.
 1943 Sibon dimidiatus—Smith, Proc. U. S. Nat. Mus., 93: 470.

Distribution: Southern Mexico and Central America.

Content: Two subspecies.

Key to the subspecies

1. Centers of dorsal blotches in adults considerably lighter than outer parts-----
 -----dimidiata
 Dorsal blotches unicolor, not lighter toward centers-----grandoculis

Clave de subspecies

1. Centros de manchas dorsales considerablemente más claros que la periferia, en adultos-----dimidiata
 Manchas dorsales uniformes sin centro claro-----grandoculis

Sibon dimidiata djmidiata (Günther)

1884 Petalognathus multifasciatus Jan, in Bocourt, Bull. Soc. Philom. Paris, (7) 8: 182. Type-locality: Verapaz, Guatemala.

1960 Sibon dimidiata dimidiata—Peters, Misc. Publ. Mus. Zool. Univ. Mich., 114: 182, pl. 7b.

Distribution: Atlantic coast of central America from Veracruz to Nicaragua, excluding the Yucatán Peninsula.

Sibon dimidiata grandoculis (Müller)

1890 Leptognathus (Asthenognathus) grandoculis Müller, Verh. Nat. Ges. Basel, 8: 271. Type-locality: Mazatenango, Guatemala.

1960 Sibon dimidiata grandoculis—Peters, Misc. Publ. Mus. Zool. Univ. Mich., 114: 185, pl. 7a.

Distribution: Pacific slope of Guatemala.

SIBON DUNNI Peters
nebulata group

1957 Sibon dunnii Peters, Gopeia, 1957: 110. Type-locality: Pimanpiro, San Nicholas, Imbabura Province, Ecuador.

1960 Sibon dunnii—Peters, Misc. Publ. Mus. Zool. Univ. Mich., 114: 196, pl. 7d.

Distribution: Known only from type locality.

SIBON LONGIFRENIS (Stejneger)
argus group

1909 Mesopeltis longifrenis Stejneger, Proc. U. S. Nat. Mus., 36: 457. Type-locality: Bocas del Toro, Panama.

1951 Dipsas costaricensis Taylor, Univ. Kansas Sci. Bull., 34: 63. Type-locality: 5 mi southwest of Turrialba, Morehead Finca, Costa Rica.

1960 Sibon longifrenis—Peters, Misc. Publ. Mus. Zool. Univ. Mich., 114: 192.

Distribution: Atlantic slopes of Panama (a single locality) and Costa Rica (two localities).

SIBON NEBULATA (Linnaeus)
nebulata group

1758 Coluber nebulatus Linnaeus, Syst. Nat., Ed. 10: 222. Type-locality: America.

1826 Sibon nebulatus—Fitzinger, Neue Classif. Rept.: 31.

Distribution: Southeastern Mexico, Central America and northern South America.

Content: Four subspecies.

Key to the subspecies

Clave de subspecies

- | | |
|---|--|
| <p>1. First dorsal blotches not different from rest of body blotches-----2
First dorsal blotches wide, well-marked-----
-----<u>hartwegi</u></p> | <p>1. Primeras manchas dorsales no diferentes del resto de manchas del cuerpo-----2
Primeras manchas dorsales anchas, bien marcadas-----
-----<u>hartwegi</u></p> |
| <p>2. Dorsal pattern often obscured by heavy deposition of black pigment, belly heavily spotted with dark brown, or may be completely black-----3
Dorsal pattern of chocolate or reddish-brown blotches, contrasting strongly with light-brown or grayish interblotch areas-----
-----<u>nebulata</u></p> | <p>2. Diseño dorsal frecuentemente oscurecido por mayor depósito de pigmento negro, vientre densamente manchado de pardo oscuro, pudiendo ser completamente negro-----3
Diseño dorsal con manchas de color chocolate o pardo rojizo que contraste fuertemente con los espacios grises o pardo claros-----
-----<u>nebulata</u></p> |

SIBON

- | | |
|---|--|
| <p>3. Ventrals fewer than 175 in both sexes; subcaudals fewer than 85 in males, fewer than 75 in females-----<u>popayanensis</u>
 Ventrals more than 175 in both sexes; subcaudals more than 90 in males, more than 80 in females-----<u>leucomelas</u></p> | <p>3. Ventrals menos de 175 en ambos sexos; subcaudales menos de 85 en machos, y de 75 en hembras-----<u>popayanensis</u>
 Ventrals más de 175 en ambos sexos; subcaudales más de 90 en machos, más de 80 en hembras-----<u>leucomelas</u></p> |
|---|--|

Sibon nebulata nebulata (Linnaeus)

1758 Coluber sibon Linnaeus, Systema Naturae, Ed. 10: 222. Type-locality: Africa.

1845 Coluber variegatus Hallowell, Proc. Acad. Nat. Sci. Phila., 1845: 244. Type-locality: within 200 mi of Caracas, Venezuela.

1879 Leptognathus affinis Fischer, Verh. Naturwiss. Ver. Hamburg, (2) 3: 78, pl. 1, figs. 1a-c. Type-locality: Sabanna Larga, Colombia.

1960 Sibon nebulata nebulata—Peters, Misc. Publ. Mus. Zool. Univ. Mich., 114: 199.

Distribution: Nayarit on west and Veracruz on east in Mexico, through lowlands of Central America, including Yucatán Peninsula, to extreme northern South America east and north of Andean Chain; Trinidad and Tobago Islands; an isolated population in northwestern Ecuador below range of S. n. leucomelas.

Sibon nebulata hartwegi Peters

1960 Sibon nebulata hartwegi Peters, Misc. Publ. Mus. Zool. Univ. Mich., 114: 200, pl. 8, figs. d-e. Type-locality: Barrancabermeja, Provincia Santander, Colombia.

Distribution: Upper reaches of Río Magdalena and tributaries, valley of Río Porce (Medellín), Colombia.

Sibon nebulata leucomelas (Boulenger)

1896 Leptognathus leucomelas Boulenger, Ann. Mag. Nat. Hist., (6) 17: 18. Type-locality: Buenaventura, Colombia.

1960 Sibon nebulata leucomelas—Peters, Misc. Publ. Mus. Zool. Univ. Mich., 114: 202, pl. 8, fig. c.

Distribution: Panama-Colombia border, including all coastal Colombia to northwestern Ecuador.

Sibon nebulata popayanensis Peters

1960 Sibon nebulata popayanensis Peters, Misc. Publ. Mus. Zool. Univ. Mich., 114: 203, pl. 8, figs. a-b. Type-locality: Popayan, Provincia Cauca, Colombia.

Distribution: Upper reaches of Río Cauca, Colombia.

SIBON SANNIOLA (Cope)annulata group

1866 Mesopeltis sanniulus Cope, Proc. Acad. Nat. Sci. Phila., 1866: 318. Type-locality: Yucatán, Mexico; restricted to Chichén Itzá, Yucatán, by Smith and Taylor, Univ. Kansas Sci. Bull., 33, 1950, 352.

1943 Sibon sanniulus—Smith, Proc. U. S. Nat. Mus., 93: 470.

1960 Sibon sanniola—Peters, Misc. Publ. Mus. Zool. Univ. Mich., 114: 187.

Distribution: Northern and eastern parts of Yucatán Peninsula; British Honduras.

SIBYNOMORPHUS Fitzinger

- 1843 Sibynomorphus Fitzinger, Syst. Rept.: 27. Type-species: Sibynomorphus mikanii Schlegel.
 1854 Anholodon Duméril, Bibron and Duméril, Erp. Gén., 7: 1165. Type-species: Sibynomorphus mikanii Schlegel.
 1854 Cochliophagus Duméril, Bibron and Duméril, Erp. Gén., 7: 478. Type-species: Sibynomorphus inaequifasciatus Duméril and Bibron.
 1896 Pseudopareas Boulenger, Cat. Sn. Brit. Mus., 3: 462. Type-species: Sibynomorphus vagus Jan.

Distribution: South America, south of the equator.

Content: Six species, according to the most recent revision of the genus, by Peters, Misc. Publ. Mus. Zool. Univ. Mich., 114, 1960.

Key to the species

1. Color pattern of clearly defined dorsal blotches or spots over entire body-----2
 Lacking clearly defined dorsal blotches; narrow lateral spots anteriorly, jagged broken streaks on scales posteriorly-----vagus
2. Subcaudals 60 or more-----3
 Subcaudals 59 or fewer-----5
3. Ventrals more than 163; dorsal blotches narrow posteriorly but reaching to first row of dorsal scales-----4
 Ventrals fewer than 162; dorsal blotches reduced posteriorly to vertebral spots-----vagrans
4. Upper labials ten-----inaequifasciatus
 Upper labials nine or fewer-----mikanii
5. Upper labials usually seven or more; blotches only slightly wider than or equal to interspaces posteriorly on body-----6
 Upper labials usually six; blotches much wider than interspaces on posterior part of body-----ventrimaculatus
6. Blotches on posterior part of body reach only fourth or fifth row of scales-----turgidus
 Blotches on posterior part of body reach first or second row of scales-----mikanii

Clave de especies

1. Diseño dorsal de manchas claramente definidas sobre todo el cuerpo-----2
 Sin manchas dorsales claramente definidas; anteriormente manchas angostas laterales; posteriormente, las escamas con líneas quebradas zigzagueantes-----vagus
2. Subcaudales 60 o más-----3
 Subcaudales 59 o menos-----5
3. Ventrals más de 163; manchas dorsales posteriormente angostas, alcanzando la primera hilera de escamas dorsales-----4
 Ventrals menos de 162; manchas dorsales posteriormente reducidas a puntos vertebrales-----vagrans
4. Supralabiales diez-----inaequifasciatus
 Supralabiales nueve o menos-----mikanii
5. Supralabiales frecuentemente siete o más; manchas ligeramente más anchas o iguales a los interespacios en la parte posterior del cuerpo-----6
 Supralabiales frecuentemente seis; manchas mucho más anchas que los interespacios en la parte posterior del cuerpo-----ventrimaculatus
6. Manchas que en la mitad posterior del cuerpo alcanzan sólo la cuarta o quinta fila de escamas-----turgidus
 Manchas que en la mitad posterior del cuerpo alcanzan la primera o segunda fila de escamas-----mikanii

SIBYNOMORPHUS INAEQUIFASCIATUS (Duméril, Bibron and Duméril)

- 1854 Cochliophagus inaequifasciatus Duméril, Bibron and Duméril, Erp. Gén., 7: 480. Type-locality: South America, "Doubtfully from Brazil".
 1960 Sibynomorphus inaequifasciatus—Peters, Misc. Publ. Mus. Zool. Univ. Mich., 114: 146.

Distribution: Unknown.

SIBYNOMORPHUS MIKANII (Schlegel)

- 1837 Dipsas mikanii Schlegel, Essai Physion. Serpens, 2: 277. Type-locality: Brazil.
 1843 Sibynomorphus mikanii—Fitzinger, Systema Reptilium: 27.

Distribution: Southeastern Brazil.

Content: Two subspecies.

SIBYNOMORPHUS

Key to the subspecies

1. Subcaudals 60 or more-----neuwiedi
 Subcaudals 59 or fewer -----mikanii

Clave de subspecies

1. Subcaudales 60 o más-----neuwiedi
 Subcaudales 59 o menos-----mikanii

Sibynomorphus mikanii mikanii (Schlegel)

1887 Leptognathus garmani Cope, Proc. Amer. Philos. Soc., 24: 60. Type-locality: São Paulo, Brazil.

1929 Sibynomorphus mikanii mikanii—Amaral, Mem. Inst. Butantan, 4: 198.

1960 Sibynomorphus mikanii mikanii—Peters, Misc. Publ. Mus. Zool. Univ. Mich., 114: 148.

Distribution: Internal drainage areas of southeastern Brazil, not including coastal areas except in north, in states of Mato Grosso, Minas Gerais, Paraná, Ríó Grande do Norte, Ríó Grande do Sul, and São Paulo.

Sibynomorphus mikanii newiedi (Ihering)

1910 Cochliophagus mikanii newiedi Ihering, Rev. Mus. Paulista, 8: 333. Type-localities: States of São Paulo and Espírito Santo.

1930 Sibynomorphus mikanii fasciatus Amaral, Bull. Antivenin Inst. Amer., 4: 28. Type-localities: Pernambuco, Bahia, Ríó de Janeiro, and Porto Real in Brazil.

1960 Sibynomorphus mikanii newiedi—Peters, Misc. Publ. Mus. Zool. Univ. Mich., 114: 154.

Distribution: Southeastern coastal strip of Brazil, from Bahia to Ríó Grande do Sul.

SIBYNOMORPHUS TURGIDUS (Cope)

1868 Leptognathus turgida Cope, Proc. Acad. Nat. Sci. Phila., 1868: 136. Type-locality: Northern part of the Paraguay River.

1874 Leptognathus atypicus Cope, Proc. Acad. Nat. Sci. Phila., 1874: 65. Type-locality: Peruvian Andes; questioned by Peters, Misc. Publ. Mus. Zool. Univ. Mich., 114, 1960, 160.

1915 Tropidodipsas spilogaster Griffin, Mem. Carnegie Mus., 7: 197. Type-locality: Sara Province, Bolivia, 350 m.

1926 Sibynomorphus turgidus—Amaral, Comm. Linh. Telegr. Estrat. Matto Grosso ao Amazonas São Paulo, 84 annex 5, Hist. Nat. Zool.: 5.

1960 Sibynomorphus turgidus—Peters, Misc. Publ. Mus. Zool. Univ. Mich., 114: 158.

Distribution: Northern Paraguay; southeastern Bolivia; Mato Grosso, Brazil.

SIBYNOMORPHUS VAGRANS (Dunn)

1923 Pseudopareas vagrans Dunn, Proc. Biol. Soc. Wash., 36: 187. Type-locality: Bellavista, Peru.

1960 Sibynomorphus vagrans—Peters, Misc. Publ. Mus. Zool. Univ. Mich., 114: 161.

Distribution: Known only from type locality.

SIBYNOMORPHUS VAGUS (Jan)

1863 Leptognathus vagus Jan, Elenco Sist. Ofidi: 100. Type-locality: Hong Kong, designated as South America by Dunn, Proc. Biol. Soc. Wash., 36, 1923, 187.

1960 Sibynomorphus vagus—Peters, Misc. Publ. Mus. Zool. Univ. Mich., 114: 164.

Distribution: Known only from Huancabamba, Peru.

SIBYNOMORPHUS VENTRIMACULATUS (Boulenger)

1885 Leptognathus ventrimaculatus Boulenger, Ann. Mag. Nat. Hist., (5) 16: 87. Type-locality: São Lorenzo, Serra dos Tapes, Ríó Grande do Sul, Brazil.

1903 Leptognathus intermedia Steindachner, Sitz. Math.-Naturwiss. Kl. Akad. Wiss. Wien, 112, abt. 1: 16. Type-locality: Altos, Paraguay.

1929 Sibynomorphus ventrimaculatus—Amaral, Mem. Inst. Butantan, 4: 200.

1960 Sibynomorphus ventrimaculatus—Peters, Misc. Publ. Mus. Zool. Univ. Mich., 114: 165.

Distribution: Southern Paraguay; northeastern Argentina; Ríó Grande do Sul, Brazil; Uruguay.

SIMOPHIS Peters

1860 Simophis Peters, Monats. Akad. Wiss. Berlin, 1860: 521. Type-species: Heterodon rhinostoma Schlegel.

1863 Rhinaspis Jan, Arch. Zool. Anat. Fis., 2: 215. Type-species: Rhinaspis proboscideus Jan.

Distribution: Brazil and Paraguay.

Content: Two species.

Key to the species

1. Seven upper labials, dorsals in 15 rows at midbody-----rhinostoma
 Eight upper labials, dorsals in 17 rows at midbody-----rohdei

Clave de especies

1. Siete labiales superiores; con 15 filas de escamas al medio del cuerpo-----rhinostoma
 Ocho labiales superiores; con 17 filas de escamas al medio del cuerpo-----rohdei

SIMOPHIS RHINOSTOMA (Schlegel)

1837 Heterodon rhinostoma Schlegel, Essai Physion. Serpens, 2: 100, pl. 3, figs. 17-19. Type-locality: Interior of Brazil.

1858 Rhinostoma schlegelii Günther, Cat. Sn. Brit. Mus.: 8. Type-locality: North America.

1860 Simophis Rhinostoma—Peters, Monats. Akad. Wiss. Berlin, 1860: 521.

1863 Rhinaspis proboscideus Jan, Arch. Zool. Anat. Fis., 2: 215. Type-locality: Brazil.

Distribution: Brazil.

SIMOPHIS ROHDEI (Boettger)

1885 Rhinaspis Rohdei Boettger, Zeits. für Naturwiss., 58: 231. Type-locality: Paraguay.

1894 Simophis rohdei—Boulenger, Cat. Sn. Brit. Mus., 2: 254.

Distribution: Paraguay.

Prepared by Joseph R. Bailey, Duke University, Durham, North Carolina

SIPHLOPHIS Fitzinger

1843 Siphlophis Fitzinger, Systema Reptilium: 27. Type-species: Given as Lycodon audax Boie, which same as Coluber audax Daudin.

1853 Lycognathus Duméril, Mém. Acad. Sci. Paris, 23: 495. Type-species: Coluber audax Daudin.

1935 Gallopistria Amaral, Mem. Inst. Butantan, 9: 204. Type-species: Gallopistria rubrovertebralis Amaral.

1939 Alleidophis Prado, Mem. Inst. Butantan, 13: 5. Type-species: Alleidophis worontzowi Prado.

Distribution: Panama to Brazil and Bolivia.

Content: Five species.

Key to the species

1. Body pattern series of distinct dorsal or paired dorsolateral spots not extending onto ventrals, although lower series of smaller alternating spots may touch them; venter without pigment or suffused with brownish; third upper labial usually excluded from orbit-----2
Body pattern of somewhat to very irregular light and dark markings, latter extending onto ventrals at least posteriorly; third upper labial usually entering orbit-----3
2. Dorsal pattern of 40-62 large brown spots, sometimes more or less offset on midline; head with scattered brown spots; solid maxillary teeth 13-16; anterior mandibular teeth moderately enlarged, gradually decreasing posteriorly; ventrals 230 or fewer-----longicaudatus
Dorsal pattern of 60-72 black spots on either side separated or joined across back into dumbbells; head with black markings; solid maxillary teeth 16-18; fifth and sixth mandibular teeth greatly enlarged, followed by diastema and much smaller posterior mandibular teeth; ventrals 229 or more-----geminatus
3. Dorsal pattern with fewer than 25 light or dark spots or bands; head scales without light centers-----4
Dorsal pattern of 55-103 irregular black and white vertical bars; venter with distinct black checks; top of head variegated light and dark; larger head scales light on margins and centers-----cervinus
4. Dorsum dark (in preservative) except for pair of light nape spots and 16-19 light lateral bars or spots; venter uniformly dark except when adjacent to light spots; solid maxillary teeth 16-19; three postoculars; 15 rows of scales anterior to vent-----worontzowi
Dorsum with about 18 large dark spots or saddles extending about half way across venter; head and collar for four scales light with dark round spots; solid maxillary teeth thirteen; two postoculars; 17 rows of scales anterior to vent-----leucocephalus

Clave de especies

1. Diseño del cuerpo de manchas nítidas dorsales o dorsolaterales pares que no se extienden dentro de las ventrales, aunque las series más bajas de manchas alternadas menores pueden tocarlas; vientre sin pigmento o parduzco difuso; tercer labial superior generalmente excluido de la órbita-----2
Diseño del cuerpo con manchas claras y oscuras ligeramente o muy irregulares, las oscuras se extienden dentro de las ventrales, al menos a posterior; tercer labial superior generalmente entra la órbita-----3
2. Diseño dorsal con 40-62 manchas pardas grandes, a veces no coinciden en la línea media; cabeza con manchas pardas dispersas; dientes maxilares sólidos 13-16; dientes mandibulares anteriores moderadamente ensanchados, decreciendo gradualmente a posterior; ventrales 230 o menos-----longicaudatus
Diseño dorsal con 60-72 manchas negras a cada lado separadas o unidas a través del dorso por una banda angosta; cabeza con marcas negras; dientes maxilares sólidos 16-18; quinto y sexto dientes mandibulares muy ensanchados, seguidos de diastema y de dientes mandibulares posteriores mucho menores; ventrales 229 o más-----geminatus
3. Diseño dorsal con menos de 25 manchas o bandas claras u oscuras; escamas de la cabeza sin centros claros-----4
Diseño dorsal con 55-103 barras verticales irregulares negras y blancas; vientre con cuadrados negros nítidos; dorso de cabeza variegado claro y oscuro; escamas mayores de la cabeza claras en bordes y centros--cervinus
4. Dorso oscuro (en preservative) excepto por un par de manchas nucales y 16-19 barras o manchas laterales claras; vientre uniformemente oscuro excepto en adyacencias a manchas claras; dientes maxilares sólidos 16-19; tres postoculares; 15 hileras de escamas anteriores al ano-----worontzowi
Dorso con aproximadamente 18 manchas o monturas que se extienden aproximadamente a mitad de camino a través del vientre; cabeza y collar claros con manchas redondas oscuras en las cuatro primeras líneas de escamas; dientes maxilares sólidos trece; dos postoculares; 17 hileras de escamas anteriores al ano-----leucocephalus

SIPHLOPHIS CERVINUS (Laurenti)

- 1768 Coronella cervina Laurenti, Synopsis Reptilium: 88. Type-locality: "America".
 1803 Coluber audax Daudin, Hist. Nat. Rept., 6: 345, pl. 79. Type-locality: None given.
 1820 Coluber (Natrix) Maximiliani Merrem, Tentamen Systematis Amphibiorum: 105. Type-locality: None given.
 1854 Lycognathus scolopax Duméril, Bibron and Duméril (replacement name for Coluber audax Daudin), Erp. Gén., 7: 919.
 1916 Clelia euprepa Griffin, Mem. Carnegie Mus., 7 (1915): 203, pl. 28, figs. 7-9. Type-locality: Santa Cruz de la Sierra, Bolivia.
 1920 Drepanodon attenuatus Barbour and Noble, Proc. U.S. Nat. Mus., 58: 619. Type-locality: San Fernando, Río Cosireni, Cusco, Peru, 3000 ft.
 1964 Siphlophis cervinus—Hoge, Mem. Inst. Butantan, 30 (1960-62): 43.

Distribution: Central Bolivia and Maranhão to the Canal Zone and Trinidad.

SIPHLOPHIS LEUCOCEPHALUS (Günther), new combination

- 1863 Leptodira leucocephala Günther, Ann. Mag. Nat. Hist., (3) 11: 23. Type-locality: Bahia, Brazil.
 1896 Lycognathus rhombeatus—Boulenger, Cat. Sn. Brit. Mus., 3: 58.

Distribution: "Bahia" and Cana Brava, Goiás on border of Goiás and Minas Gerais, Brazil.

SIPHLOPHIS LONGICAUDATUS (Andersson)

- 1907 Tropidodipsas longicaudata Andersson, Bihang Till K. Svenska Vet.-Akad. Handlingar, 27 (4): 17, pl. 2, figs. 9-11. Type-locality: Brazil.
 1964 Siphlophis longicaudatus—Hoge, Mem. Inst. Butantan, 30 (1960-62): 43.
 1964 Siphlophis cinereus Lema, Rev. Bras. Biol., 24: 222, figs. 1-13. Type-locality: Colônia de São Pedro, Torres, Rio Grande do Sul, Brazil.

Distribution: Espírito Santo to Rio Grande do Sul, Brazil.

SIPHLOPHIS PULCHER Raddi

- 1820 Coluber pulcher Raddi, Mem. Soc. Italiana Sci. Modena, 18: 537. Type-locality: Rio de Janeiro, Brazil.
 1854 Lycognathus geminatus Duméril, Bibron and Duméril, Erp. Gén., 7: 922. Type-locality: Brazil.
 1863 Oxyrhopus rhombeatus Peters, Monats. Akad. Wiss. Berlin, 1863: 288. Type-locality: Unknown.
 1935 Callopietria rubrovertebralis Amaral, Mem. Inst. Butantan, 9: 205. Type-locality: Morro Azul, Estado do Rio de Janeiro, Brazil.
 1964 Siphlophis pulcher—Hoge, Mem. Inst. Butantan, 30 (1960-62): 40, figs. 2, 8, 11, 13-14, 21.

Distribution: Guanabara and southern Minas Gerais to Rio Grande do Sul, Brazil.

Comment: Although Hoge, Mem. Inst. Butantan, 30, 1960-62 (1964), 40, invoked the nomen oblitum rule to eliminate pulcher Raddi as the proper name for this species, it seems appropriate to use Raddi's name in preference to geminatus Duméril, Bibron and Duméril, which has had a history of misinterpretation and erroneous usage.

SIPHLOPHIS WORONTZOWI (Prado), new combination

- 1940 Alleidophis worontzowi Prado, Mem. Inst. Butantan, 13 (1939): 5, pl., p. 7. Type-locality: Rio Amana, Estado do Amazonas, Brazil.
 1964 Alleidophis worontzowi—Hoge, Mem. Inst. Butantan, 30 (1960-62): 40, figs. 4, 6, 10.

Distribution: Known only from type locality.

SORDELLINA Procter

1923 Sordellina Procter, Ann. Mag. Nat. Hist., (9) 11: 228, figs. 1-3. Type-species: Sordellina brandon-jonesii Procter.

Distribution: As for single known species.

Content: One species, according to Hoge, Mitt. Zool. Mus. Berlin, 34, 1958, 52.

SORDELLINA PUNCTATA (Peters)

1880 Xenodon punctatus Peters, Monats. Akad. Wiss. Berlin, 1880: 221, fig. 3. Type-locality: Brazil.

1909 Liophis rehi Werner, Mitt. Naturhist. Mus. Hamburg, 26: 223. Type-locality: Ypiranga, São Paulo, Brazil.

1923 Sordellina brandon-jonesii Procter, Ann. Mag. Nat. Hist., (9) 11: 229. Type-locality: Near Castro, Rio de Tiberia, Paraná, Brazil.

1923 Sordellina pauloensis Amaral, Proc. New England Zool. Club, 8: 88. Type-locality: Poa, São Paulo, Brazil.

1958 Sordellina punctata Hoge, Mitt. Zool. Mus. Berlin, 34: 52, figs. 1-3.

Distribution: Rio de Janeiro, Santa Catarina, São Paulo and Paraná, Brazil.

SPILOTES Wagler

- 1830 Spilotes Wagler, Nat. Syst. Amph.: 179. Type-species: Coluber pullatas Linnaeus.
 1863 Agriotes Jan, Elenco Sist. Ofidi: 81. Type-species: Herpetodryas incertus Jan.

Distribution: As for single known species.

Comment: It is unclear to us that Jan intended Agriotes as a new generic or subgeneric name. His technique for handling such names is clear, with the genera within a family numbered, and the subgenera centered on the page in parentheses and the species listed below with the initial letter of the genus. Neither method is used for Agriotes, which is given in the same fashion used elsewhere by Jan to indicate prior synonymic placement of the species. It has been cited as a genus by Smith and Taylor, Bull. U.S. Nat. Mus., 187, 1945, 131.

Content: One species.

SPILOTES PULLATIUS (Linnaeus)

- 1758 Coluber pullatas Linnaeus, Systema Naturae, Ed. 10: 225. Type-locality: Asia; in error.
 1830 Spilotes pullat.[us]—Wagler, Nat. Syst. Amph.: 179.

Distribution: Southern Mexico through Central and South America to Argentina.

Content: Five subspecies.

Key to the subspecies

Clave de subspecies

- | | |
|--|--|
| 1. Without reticulate pattern-----2
Pattern reticulate in black and yellow----
----- <u>argusiformis</u> | 1. Diseño no reticulado-----2
Diseño reticulado en negro y amarillo-----
----- <u>argusiformis</u> |
| 2. Dorsum yellow with black streaks and/or
spots-----3
Dorsum black with oblique yellow streaks,
posteriorly less conspicuous or becoming
rings----- <u>pullatus</u> | 2. Dorso amarillo con fajas o manchas negras--
-----3
Dorso negro con fajas oblicuas amarillas,
poco conspicuas posteriormente o trans-
formadas en anillos----- <u>pullatus</u> |
| 3. Loreal absent-----4
Loreal present----- <u>mexicanus</u> | 3. Loreal ausente-----4
Loreal presente----- <u>mexicanus</u> |
| 4. Regular, subrectangular, transverse
spots----- <u>maculatus</u>
Irregular spots, sometimes broken,
occasionally forming rings---- <u>anomalepis</u> | 4. Manchas transversas regulares subrectan-
gulares----- <u>maculatus</u>
Manchas irregulares, interrumpidas o no,
a veces formando anillos----- <u>anomalepis</u> |

Spilotes pullatus pullatus (Linnaeus)

- 1788 Cerastes coronatus Laurenti, Synopsis Reptilium: 83. Type-locality: Nova Hispania.
 1790 Coluber variabilis Merrem, Beitr., 2: 40, pl. 12. Type-locality; not known. We have not been able to verify this citation taken from Boulenger, Cat. Sn. Brit. Mus., 2, 1894, 23.
 1803 Coluber plutonius Daudin, Hist. Nat. Rept., 6: 324. Type-locality: unknown.
 1820 Coluber (Matrix) Caninana Merrem, Tentamen Systematis Amphibiorum: 121. Type-locality: Mexico, Brazil, and other regions of South America.
 1825 C.[oluber] variabilis Kuhlji Wied, Beiträge zur Naturgeschichte von Brasilien, 1: 271.
 1865 Spilotes megalolepis Günther, Ann. Mag. Nat. Hist., (3) 15: 93. Type-locality: South America.
 1920 Spilotes pullatus var. ater Sternfeld, Senckenbergiana, 2: 185. Type-locality: Tobago.
 1929 Spilotes pullatus pullatus—Amaral, Mem. Inst. Butantan, 4: 277, fig. 1.

Distribution: Costa Rica and Panama to Paraguay and northern Argentina; Trinidad and Tobago Islands.

SPILOTES

Spilotes pullatus anomalepis Bocourt

1888 Spilotes pullatus var. anomalepis Bocourt, Miss. Sci. Mex., Rept.: 685, pl. 44, figs. 3-4.
Type-locality: Brazil.

1929 Spilotes pullatus anomalepis—Amaral, Mem. Inst. Butantan, 4: 284, fig. 3.

Distribution: Bahia to Rio Grande do Sul, southeastern Brazil.

Spilotes pullatus argusiformis Amaral

1929 Spilotes pullatus argusiformis Amaral, Mem. Inst. Butantan, 4: 291, fig. 5. Type-locality: Río Ulua, Tela, Honduras.

Distribution: Honduras to Nicaragua.

Spilotes pullatus maculatus Amaral

1929 Spilotes pullatus maculatus Amaral, Mem. Inst. Butantan, 4: 289, fig. 4. Type-locality: São Paulo, São Paulo, Brazil.

Distribution: Vicinity of Serra Paranapiacaba and Serra do Mar, São Paulo, Brazil.

Spilotes pullatus mexicanus (Laurenti)

1768 Cerastes mexicanus Laurenti, Synopsis Reptilium: 83. Type-locality: Mexico (based on plate in Seba).

1788 Coluber novae Hispaniae Gmelin (unavailable, because not binomial), Systema Naturae, Ed. 13: 1088. Type-locality: New Spain.

1861 [Spilotes pullatus] auribundus Cope, Proc. Acad. Nat. Sci. Phila., 1861: 300. Type-locality: Mirador, Veracruz, Mexico.

1862 Spilotes Salvini Günther, Ann. Mag. Nat. Hist., (3) 9: 125, pl. 9, fig. 5. Type-locality: Izabal, British Honduras.

1863 Herpetodryas incertus Jan, Elenco Sist. Ofidi: 81. Type-locality: Belize, British Honduras.

1894 Coluber novae-hispaniae Boulenger (first binomial use), Cat. Sn. Brit. Mus., 2: 33.

1903 Spilotes microlepis Werner, Abh. K. Bayer. Akad. Wiss. München, 1903: 346. Type-locality: Guatemala.

1929 Spilotes pullatus mexicanus—Amaral, Mem. Inst. Butantan, 4: 272, fig. 2.

Distribution: Tamaulipas on Atlantic slope and Oaxaca on Pacific Slope of Mexico to Guatemala and Honduras.

STENORRHINA Duméril

- 1853 Stenorhina Duméril, Mem. Acad. Sci. Paris, 23: 490. Type-species: Stenorhina ventralis Duméril, Bibron and Duméril, 1854 (nomen nudum in original description of genus).
 1854 Microphis Hallowell, Proc. Acad. Nat. Sci. Phila., 1854: 97. Type-species: Microphis quinqueliniatus Hallowell.
 1854 Stenorhina Duméril, Bibron and Duméril (emendation of Stenorhina Duméril), Erp. Gén., 7: 865. Type-species: Stenorhina ventralis Duméril, Bibron and Duméril.
 1867 Bergenia Steindachner, Reise der Österreichischen Fregatte Novara, Zool., Rept.: 92. Type-species: Bergenia mexicana Steindachner.

Distribution: Central Veracruz and Guerrero, Mexico, through Central America to Colombia, Venezuela and Pacific Ecuador.

Content: Two species.

Key to the species

1. Ventrals more than 160-----freminvillii
 Ventrals less than 160-----degenhardtii

Clave de especies

1. Ventrals más de 160-----freminvillii
 Ventrals menos de 160-----degenhardtii

STENORRHINA DEGENHARDTII (Berthold)

- 1846 Calamaria degenhardtii Berthold, Abh. K. Ges. Wiss. Göttingen, 3: 8, pl. 1, figs. 3-4. Type-locality: "Etwa 2° N.8. und 301° L.," Popayán Province, Colombia.
 1876 [Stenorhina] degenhardtii—Cope, Jour. Acad. Nat. Sci. Phila., (2) 8 (1875): 142.

Distribution: Mexico to Venezuela and Pacific Ecuador.

Content: Three subspecies.

Key to the subspecies

1. Without temporal stripe-----2
 With temporal stripe-----degenhardtii
 2. Dorsum uniform grey in adults; belly with light spots on greyish ground color-----
 -----ocellata
 Dorsum brownish in adults; belly with black spots-----mexicana

Clave de subespecies

1. Sin línea temporal-----2
 Con línea temporal-----degenhardtii
 2. Dorso gris uniforme en los adultos; vientre con manchas claras sobre fondo gris-----
 -----ocellata
 Pardo encima en adultos; vientre con manchas negras-----mexicana

Stenorhina degenhardtii degenhardtii (Berthold)

- 1854 Stenorhina ventralis Duméril, Bibron and Duméril, Erp. Gén., 7: 867. Type-locality: Cobán, Alta Verapaz, Guatemala.
 1860 Stenorhina Kennicottiana Cope, Proc. Acad. Nat. Sci. Phila., 1860: 242. Type-locality: Isthmus of Panama.
 1876 Stenorhina degenhardtii [degenhardtii]—Jan, Icon. Gén. Ophid.: Liv. 48, pl. 2, figs. 5-6.

Distribution: Panama to Pacific Colombia and Ecuador.

Stenorhina degenhardtii mexicana (Steindachner)

- 1867 Bergenia mexicana Steindachner, Reise der Österreichischen Fregatte Novara, Zool., Rept.: 92, 3 figs. Type-locality: Mexico; restricted by Smith and Taylor, Univ. Kansas Sci. Bull., 33, 1950, 347, to Córdoba, Veracruz, Mexico.
 1941 Stenorhina mexicana—Taylor, Univ. Kansas Sci. Bull., 27: 122.
 1943 Stenorhina degenhardtii mexicana—Smith, Proc. U.S. Nat. Mus., 93: 472.

Distribution: Central Veracruz south to Guatemala.

STENORRHINA

Stenorhina degenhardtii ocellata Jan

1876 Stenorhina Degenhardtii var. ocellata Jan, Icon. Gén. Ophid.: Liv. 48, pl. 2, fig. 5.

Type-locality: Puerto Cabello, Venezuela.

1959 Stenorhina degenhardtii ocellata—Roze, Amer. Mus. Novitates, 1934: 11.

Distribution: North central and northwestern Venezuela; possibly Colombia.

STENORRHINA FREMINVILLII Duméril, Bibron and Duméril

1854 Stenorhina Freminvillii Duméril, Bibron and Duméril, Erp. Gén., 7: 868, pl. 70, figs. 1-2.

Type-locality: Mexico; restricted to Totolapam, Oaxaca, Mexico, by Smith and Taylor, Univ. Kansas Sci. Bull., 33, 1950, 341.

1855 Microphis quinqueiniatus Hallowell, Proc. Acad. Nat. Sci. Phila., 1854, 7: 97. Type-locality: Honduras; restricted to Totolapam, Oaxaca, Mexico by Smith and Taylor, Univ. Kansas Sci. Bull., 33, 1950, 341.

1861 Stenorhina lactea Cope, Proc. Acad. Nat. Sci. Phila., 1861: 303. Type-locality: La Unión, Guatemala; restricted to La Unión, El Salvador, by Smith and Taylor, Univ. Kansas Sci. Bull., 33, 1950, 316.

1876 S[tenorhina] d[egenhardtii] apiata Cope, Jour. Acad. Nat. Sci. Phila., (2) 8 (1875): 142. Type-locality: El Barrio, Oaxaca, Mexico.

1906 Geophis multitorques yucatanensis Barbour and Cole, Bull. Mus. Comp. Zool., 50: 153. Type-locality: Chichen Itzá, Yucatán.

Distribution: Guerrero, Mexico, to Panama.

Content: Although several subspecies have been recognized in this species, Stuart (Misc. Publ. Mus. Zool. Univ. Mich., 122, 1963, 117) points out the difficulties in defining them, and recommends use of the specific name only. We follow this until a thorough review is available.

STORERIA Baird and Girard

1853 Storeria Baird and Girard, Cat. N. Amer. Rept.: 135. Type-species: Tropidonotus Dekayi Holbrook.

Distribution: North America and Mexico into Guatemala and Honduras.

Content: Two species, one of which (occipitomaculata Storer) is extralimital.

STORERIA DEKAYI (Holbrook)

1842 Tropidonotus Dekayi Holbrook, North American Herpetology, Ed. 2, 4: 53, pl. 14. Type-locality: Massachusetts and New York; restricted to Cambridge, Massachusetts, according to Schmidt, Checklist of North American Amphibians and Reptiles, Ed. 6, 1953, 165.

1853 Storeria Dekayi—Baird and Girard, Cat. N. Amer. Rept.: 135.

Distribution: Eastern North America west to Kansas, south through Mexico into Guatemala and Honduras.

Content: Eight subspecies, seven of which (anomala Dugés, dekayi Holbrook, limnetes Anderson, temporalineata Trapido, texana Trapido, victa Hay, and wrightorum Trapido) are extralimital.

Storeria dekayi tropica Cope

1885 Storeria tropica Cope, Proc. Amer. Phil. Soc., 22 (1884): 175. Type-locality: El Petén, Guatemala.

1969 Storeria dekayi tropica—Sabath and Sabath, Amer. Midl. Nat., 81: 154.

Distribution: Low and moderate elevations of Caribbean slope of northern and central Guatemala to northern Honduras.

SYNOPSIS Peracca

1896 Synopsis Peracca, Boll. Mus. Zool. Anat. Comp. Torino, 11 (266): 1. Type-species: Synopsis bicolor Peracca.

Distribution: Ecuador and Colombia.

Content: Three species, according to the most recent revision by Bogert, Senck. Biol., 45, 1964.

Key to the species

1. Scales in 19 rows at midbody-----2
Scales in 21 to 23 rows at midbody-----lasallei
2. One postocular; no loreal-----miops
Two postoculars; loreal present-----bicolor

Clave de especies

1. Escamas en 19 filas al medio del cuerpo-----2
Escamas en 21 a 23 filas en el medio del
cuerpo-----lasallei
2. Una posocular; sin loreal-----miops
Dos posoculares; loreal present-----bicolor

SYNOPSIS BICOLOR Peracca

1896 Synopsis bicolor Peracca, Boll. Mus. Zool. Anat. Comp. Torino, 11 (266): 1. Type-locality: South America.

1964 Synopsis bicolor—Bogert, Senck. Biol., 45: 515.

Distribution: Amazonian Ecuador.

SYNOPSIS LASALLEI (Marfa)

1950 Diaphorolepis lasallei Marfa, Rev. Acad. Colomb. Cien., 7: 149, fig. 1, 2 figs. in text. Type-locality: northwest of Albán, Prov. Cundinamarca, Colombia, 2200 m.

1964 Synopsis lasallei—Bogert, Senck. Biol., 45: 518.

Distribution: Amazonian lowlands of Colombia and Ecuador.

SYNOPSIS MIOPS Boulenger

1898 Synopsis miops Boulenger, Proc. Zool. Soc. London, 1898: 115, pl. 12, fig. 1. Type-locality: Paramba, western Ecuador.

Distribution: Known only from type locality.

TACHYMENIS Wiegmann

1835 Tachymenis Wiegmann, Nova Acta Acad. Caes.-Leop. Carol., 17: 251. Type-species: Tachymenis peruviana Wiegmann.

1860 Zacholomorphus Fitzinger, Sitzb. Math.-Nat. Kl. Akad. Wiss. Wien, 42: 407. Type-species: None designated.

Distribution: Pacific Peru and Chile; Amazonian Peru and Bolivia; Surinam.

Content: Six species. In the most recent revision of genus, Walker, Bull. Mus. Comp. Zool., 96, 1945, suggested that peruviana and its allies may represent a distinct genus or subgenus, and pointed out two species of very uncertain status (elongata Despax, and surinamensis Dunn).

Key to the species

1. Caudals fewer than 60; ratio of tail length/
total length less than 0.22-----2
Caudals 60 or more; ratio of tail length/total
length 0.22 or more-----4
2. Midbody scale rows 19-----3
Midbody scale rows 17-----affinis
3. Dorsal scales with single apical pits, may be
poorly developed; spotted dorsal ground color;
female caudals 50 or fewer; six to ten solid
maxillary teeth-----peruviana
Dorsal scales lacking apical pits; dorsum uni-
color grayish brown, with no or only slight
trace of darker spots; female caudals more
than 50; twelve solid maxillary teeth-----
-----tarmensis
4. Ventrals more than 185-----5
Ventrals fewer than 160-----attenuata
5. Scales with apical pits; parietal as long as
frontal; temporals 1-2-----elongata
Scales lack apical pits; parietal shorter than
frontal; temporals 1-1-----surinamensis

Clave de especies

1. Caudales menos de 60; relación largo cola/
longitud total menos de 0.22-----2
Caudales 60 o más; relación largo cola/longitud
total 0.22 o más-----4
2. Con 19 filas al medio del cuerpo-----3
Con 17 filas al medio del cuerpo-----affinis
3. Escamas dorsales con un solo hoyuelo apical,
que puede ser pobremente desarrollado; dorsal-
mente manchado; 50 o menos caudales en
hembras; seis a diez dientes maxilares sin
surco-----peruviana
Escamas dorsales sin hoyuelos apicales; dorso
unicolor en pardo grisáceo; sin manchas
oscuras o con muy débiles; más de 50 caudales
en hembras; doce dientes maxilares sin surco--
-----tarmensis
4. Más de 185 ventrales-----5
Menos de 160 ventrales-----attenuata
5. Escamas con hoyuelos apicales; parietales tan
largas como frontal; temporales 1-2---elongata
Escamas sin hoyuelos apicales; parietales más
cortas que frontal; temporales 1-1-----
-----surinamensis

TACHYMENIS AFFINIS Boulenger

1896 Tachymenis affinis Boulenger, Cat. Sn. Brit. Mus., 3: 119, pl. 7, fig. 1. Type-locality: Muña, Peru; Walker, Bull. Mus. Comp. Zool., 96, 1945, 22, suggests this is on upper Río Huallaga, Huanuco, Peru.

1945 Tachymenis affinis—Walker, Bull. Mus. Comp. Zool., 96: 22, pl. 4, fig. 12.

Distribution: Highland valleys of Peru.

TACHYMENIS ATTENUATA Walker

1945 Tachymenis attenuata Walker, Bull. Mus. Comp. Zool., 96: 24. Type-locality: Peru; thought to be Departamento Madre de Dios by Walker, loc. cit.

Distribution: Eastern Andean slopes of Bolivia and southern Peru.

Content: Two subspecies.

TACHYMENIS

Key to the subspecies

1. Maxillary teeth 12-14; black-speckled body pattern obscuring any other pattern; 148-150 ventrals; 60-64 caudals--attenuata
Maxillary teeth 14-16; checkered body pattern; 152 ventrals; 69 caudals-----boliviana

Clave de subspecies

1. Dientes maxilares 12-14; cuerpo salpicado de negro; 148-150 ventrales; 60-64 caudales-----attenuata
Dientes maxilares 14-16; diseño en manchas cuadradas blancas y negras; 152 ventrales; 69 caudales-----boliviana

Tachymenis attenuata attenuata Walker

1945 Tachymenis attenuata attenuata Walker, Bull. Mus. Comp. Zool., 96: 24, pl. 2, fig. 3; pl. 4, figs. 13-15.

Distribution: Departamento Madre de Dios, Peru and Departamento Cochabamba, Bolivia.

Tachymenis attenuata boliviana Walker

1945 Tachymenis attenuata boliviana Walker, Bull. Mus. Comp. Zool., 96: 26, fig. 16. Type-locality: Incachaca, Departamento Cochabamba, Bolivia, 2500 m.

Distribution: Edge of Amazonian basin, Bolivia.

TACHYMENIS ELONGATA Despax

1910 Tachymenis elongata Despax, Bull. Mus. Nat. Hist. Nat. Paris, 1910: 373. Type-locality: Tablazo de Payta, Peru, 30 m.

Distribution: Still known only from type locality.

TACHYMENIS PERUVIANA Wiegmann

1835 Tachymenis peruviana Wiegmann, Nova Acta Acad. Caes.-Leop. Carol., 17: 252, pl. 20, fig. 1. Type-locality: None given.

Distribution: Coastal Peru and Chile.

Content: Four subspecies.

Key to the subspecies

1. Not heavily melanistic dorsally-----2
Heavily melanistic dorsally; may be without discernible pattern-----melanura
2. With paravertebral stripes-----3
With row of spots on either side of vertebral line-----peruviana
3. Ground color yellowish ochre-----assimilis
Ground color brown with reddish tints-----chilensis

Clave de subspecies

1. Dorso no densamente melánico-----2
Dorso densamente melánico; puede no presentar diseño definido-----melanura
2. Con líneas paravertebrales-----3
Con fila de puntos a cada lado de la línea vertebral-----peruviana
3. Color de fondo amarillo ocre-----assimilis
Color de fondo pardo con tinte rojizo-----chilensis

Tachymenis peruviana peruviana Wiegmann

1901 [Tachymenis peruviana] var. dorsalis Werner, Abh. Ber. K. Zool. Anthro.-Ethn. Mus. Dresden, 9: 9. Type-locality: Bolivia.

1915 Leimadophis andicolus Barbour, Proc. Biol. Soc. Washington, 28: 149. Type-locality: Huispang, Andes of southern Peru.

1962 Tachymenis peruviana peruviana—Donoso-Barros, Not. Mens. Mus. Nac. Hist. Nat. Chile, 6 (66): 1.

Distribution: Coastal Peru to Antofagasta region of Chile.

Iachymenis peruviana assimilis (Jan)

- 1863 P[sammophylax] assimilis Jan, Arch. Zool. Anat. Fis., 2: 311. Type-locality: Unknown; given as Chile by Jan, Icon. Gen. Ophid., Livr. 19, pl. 1, fig. 2; given as Valparaiso, Chile, by Donoso-Barros, Reptiles de Chile, 1966, 403.
- 1898 [Iachymenis peruviana] var. coronellina Werner, Zool. Jahrb., suppl. 4: 259, pl. 13, fig. 9b. Type-locality: Coquimbo, Chile.
- 1898 [Iachymenis peruviana] var. catenata Werner, Zool. Jahrb., suppl. 4: 259, pl. 13, fig. 9a. Type-locality: Coquimbo, Chile.
- 1961 Iachymenis peruviana assimilis—Donoso-Barros, Copeia, 1961: 487.

Distribution: From about 26°S to 34°S in coastal Chile.

Iachymenis peruviana chilensis (Schlegel)

- 1837 C.[oronella] chilensis Schlegel, Essai Physion. Serpens, 2: 70. Type-locality: Chile.
- 1854 Iachymenis chilensis—Girard, Proc. Acad. Nat. Sci. Phila., 1854: 226.
- 1898 Iachymenis peruviana var. vittata Werner, Zool. Jahrb., suppl. 4: 259, pl. 13, fig. 9c. Type-locality: Frutillar, Chile.
- 1962 Iachymenis peruviana chilensis—Donoso-Barros, Not. Mens. Mus. Nac. Hist. Nat. Chile, 6 (66): 1.

Distribution: From about 34°S to about 42°S, in coastal Chile.

Iachymenis peruviana melanura Walker

- 1945 Iachymenis chilensis melanura Walker, Bull. Mus. Comp. Zool., 96: 35, fig. 32. Type-locality: Mafil, Provincia Valdivia, Chile.
- 1962 Iachymenis peruviana melanura—Donoso-Barros, Not. Mens. Mus. Nac. Hist. Nat. Chile, 6 (66): 1.

Distribution: From about 42°S to about 44°S in coastal Chile; Islas de Chiloé and Calbuco.

TACHYMENIS SURINAMENSIS Dunn

- 1922 Iachymenis surinamensis Dunn, Proc. Biol. Soc. Washington, 35: 220. Type-locality: Surinam.

Distribution: Still known only from type specimen.

TACHYMENIS TARMENSIS Walker

- 1945 Iachymenis tarmensis Walker, Bull. Mus. Comp. Zool., 96: 21, pl. 4, figs. 10-11. Type-locality: Tarma, Departamento Junin, Peru.

Distribution: Known only from type locality.



TANTILLA Baird and Girard

- 1853 *Tantilla* Baird and Girard, Cat. N. Amer. Rept.: 131. Type-species: *Tantilla coronata* Baird and Girard.
 1854 *Homalocranium* Duméril, Mem. Acad. Sci. Paris, 23: 490. Type-species: None given.
 1860 *Lioninia* Hallowell, Proc. Acad. Nat. Sci. Phila., 1860: 484. Type-species: *Lioninia vermiformis* Hallowell.
 1863 *Homalocranium* Günther, (emendation of *Homalocranium* Duméril), Ann. Mag. Nat. Hist., (3) 12: 352.
 1872 *Microdromus* Günther, Ann. Mag. Nat. Hist., (4) 9: 17. Type-species: *Microdromus virgatus* Günther.
 1894 *Pogonaspis* Cope, Proc. Acad. Nat. Sci. Phila., 1894: 204. Type-species: *Pogonaspis ruficeps* Cope.

Distribution: Southern United States through Central America and South America to northern Argentina.

Content: About 47 species, of which 25 occur within limits defined for this work.

Key to the species

1. With two pairs of chinshields-----2
 With one pair of chinshields-----ruficeps
2. Without white collar on neck-----3
 With white neck collar, about six scale rows wide-----supracincta
3. Lacking two longitudinal black stripes ventrally-----4
 With two longitudinal black stripes on venter-----virgata
4. Some combination of labials other than fourth and fifth entering orbit, usually third and fourth-----5
 Fourth and fifth supralabials in orbit-----tritaeniata
5. Dorsal pattern not made up of transverse, alternating light and dark bands-----6
 Dorsal pattern entirely of alternating, transverse, light and dark bands-----semicincta
6. First pair of infralabials not in contact on midline-----7
 First pair of infralabials in contact on midline-----15
7. Dorsum not olive, head and neck not ivory-----8
 Dorsum uniform olive; head and neck ivory color-----albiceps
8. Dorsum not white with small black spots-----9
 Dorsum white with small black spots-----vermiformis
9. With fewer than 50 caudals-----10
 With more than 50 caudals-----13
10. Fewer than 120 ventrals-----11
 More than 120 ventrals-----12
11. Head shields with light borders and centers-----canula
 Head shields without light borders and centers-----brevis
12. Maxillary teeth anterior to diastema 12-----bairdi
 Maxillary teeth anterior to diastema 14-----schistosa

Clave de especies

1. Con dos pares geneiales-----2
 Con un par geneial-----ruficeps
2. Sin collar nucal blanco del ancho de seis escamas-----3
 Con collar nucal blanco del ancho de seis escamas-----supracincta
3. Sin dos cintas longitudinales ventrales negras-----4
 Con dos cintas longitudinales ventrales negras-----virgata
4. Otra combinación de supralabiales, no cuarta y quinta entrando en la órbita, generalmente, tercera y cuarta-----5
 Cuarta y quinta supralabial entran en la órbita-----tritaeniata
5. Sin diseño dorsal formado por cintas claras y negras transversas, alternas-----6
 Diseño dorsal totalmente por cintas claras y negras transversas alternas-----semicincta
6. Primer par de infralabiales no contacta entre sí-----7
 Primer par de infralabiales contacta entre sí-----15
7. Sin dorso oliva ni cabeza y nuca en color marfil-----8
 Dorso oliva; cabeza y nuca en color marfil-----albiceps
8. Dorso no blanco con pequeñas manchas negras-----9
 Dorso blanco con pequeñas manchas negras-----vermiformis
9. Con menos de 50 caudales-----10
 Con más de 50 caudales-----13
10. Menos de 120 ventrales-----11
 Más de 120 ventrales-----12
11. Escudos cefálicos con bordes y centros claros-----canula
 Escudos cefálicos sin bordes ni centros claros-----brevis

- 13.No dorsal reticulation; no light vertebral stripe-----14
Dorsum with reticulate pattern; a light vertebral stripe-----reticulata
- 14.Venter yellowish white-----alticola
Venter blackish brown-----moesta
- 15.First third of body lacks either transverse yellow spots or irregular bands bordered with black-----16
First third of body with transverse yellow spots or irregular bands bordered with black-----annulata
- 16.Not uniformly black-----17
Uniformly black above and below-----nigra
- 17.Nuchal collar present-----18
No nuchal collar-----26
- 18.Frontal not twice as long as wide-----19
Frontal twice as long as wide-----longifrontalis
- 19.With light stripes dorsally-----20
No light stripes on dorsum-----23
- 20.Fewer than three light dorsal stripes; fewer than 60 caudals-----21
With three light dorsal stripes; more than 60 caudals-----taeniata
- 21.Caudals more than 35, single light vertebral line at least anteriorly-----22
Caudals 21-27; two light paravertebral stripes-----brevicauda
- 22.Nuchal collar four scales wide-----trilineata
Nuchal collar one scale wide or less-----jani
- 23.Postnasal not in contact with preocular-----24
Postnasal in contact with preocular-----melanocephala
- 24.Without dark stripes on sides of body-----25
With dark stripes on sides of body-----armillata
- 25.Chinshields approximately equal in length-----mexicana
Anterior chinshields much larger than posterior-----fraseri
- 12.Dientes maxilares anteriores al diastema 12----bairdi
Dientes maxilares anteriores al diastema 14----schistosa
- 13.Sin diseño dorsal reticulado; ni cinta vertebral clara-----14
Con diseño dorsal reticulado y cinta vertebral clara-----reticulata
- 14.Ventre blanco amarillento-----alticola
Ventre pardo negruzco-----moesta
- 15.Primer tercio del cuerpo sin manchas transversales amarillas ni cintas irregulares bordeadas de negro-----16
Primer tercio del cuerpo con manchas transversales amarillas o cintas irregulares bordeadas de negro-----annulata
- 16.No negra dorsal y vantralmente-----17
Dorsal y ventralmente negra-----nigra
- 17.Collar nuchal presente-----18
Collar nuchal ausente-----26
- 18.Frontal no dos veces más larga que ancha-----19
Frontal dos veces más larga que ancha-----longifrontalis
- 19.Con líneas dorsales longitudinales claras----20
Sin líneas dorsales longitudinales claras----23
- 20.Con menos de tres líneas claras dorsales y menos de 60 caudales-----21
Con tres líneas claras dorsales, más de 60 caudales-----taeniata
- 21.Caudales más de 35, una línea clara mediana por lo menos anteriormente-----22
Caudales 21-27, dos líneas claras paravertebrales-----brevicauda
- 22.Collar nuchal de cuatro escamas de ancho-----trilineata
Collar nuchal del ancho de una escama o menos-----jani
- 23.Posnasal no contacta con la preocular-----24
Posnasal contacta con la preocular-----melanocephala
- 24.Sin cintas oscuras a los lados del cuerpo----25
Con cintas oscuras a los lados del cuerpo----armillata
- 25.Geneiales subiguales-----mexicana
Geneiales anteriores más largas que posteriores-----fraseri

TANTILLA ALBICEPS Barbour

1925 Tantilla albiceps Barbour, Occ. Pap. Boston Soc. Nat. Hist., No. 5: 156. Type-locality: Barro Colorado Island, Gatun Lake, Canal Zone of Panama.

Distribution: Known only from type locality.

TANTILLA

TANTILLA ALTICOLA (Boulenger)

- 1903 Homalocranium alticola Boulenger, Ann. Mag. Nat. Hist., (7) 12: 353. Type-locality: Santa Rita, northern Medellín, Colombia.
 1913 Homalocranium coralliventre Boulenger, Proc. Zool. Soc. London, 1913: 1035, pl. 108, fig. 1.
 Type-locality: Peña Lisa, Río Condoto, Chocó, Colombia.
 1929 Tantilla alticola—Amaral, Mem. Inst. Butantan, 4: 219.

Distribution: Chocó region of Colombia.

TANTILLA ANNULATA Boettger

- 1892 Tantilla annulata Boettger, Zool. Anz., 1892: 419. Type-locality: Nicaragua.

Distribution: Nicaragua to Costa Rica.

TANTILLA ARMILLATA Cope

- 1876 Tantilla armillatum Cope, Jour. Acad. Nat. Sci. Phila., (2) 8 (1875): 143. Type-locality: Middle Costa Rica.

Distribution: Costa Rica, Honduras and El Salvador.

TANTILLA BAIRDI Stuart

- 1941 Tantilla bairdi Stuart, Occ. Pap. Mus. Zool. Univ. Mich., 452: 1. Type-locality: Two km north-east of Finca Chichen (10 km south of Coban, airline) on Chemelco trail, Alta Verapaz, Guatemala, about 1550 m.

Distribution: Known only from type-locality.

TANTILLA BREVICAUDA Mertens

- 1952 Tantilla brevicauda Mertens, Zool. Anz., 149: 137. Type-locality: El Grito, Los Angeles, Depto. La Libertad, El Salvador, 1510 m.

Distribution: Known only from La Libertad and San Vicente, El Salvador.

TANTILLA BREVIS (Günther)

- 1895 Homalocranium breve Günther, Biol. Centr. Amer., Rept.: 150. Type-locality: British Honduras.
 1929 Tantilla brevis—Amaral, Mem. Inst. Butantan, 4: 220.

Distribution: British Honduras.

TANTILLA CANULA Cope

- 1876 Tantilla canula Cope, Jour. Acad. Nat. Sci. Phila., (2) 8 (1875): 144. Type-locality: Yucatán, Mexico; restricted to Chichén Itzá, Yucatán, by Smith and Taylor, Univ. Kansas Sci. Bull., 33, 1950, 352.

Distribution: Lowlands of Yucatán Peninsula south to El Petén, Guatemala and British Honduras.

Comment: Neill and Allen, Herpetologica, 17, 1961, 90, indicated that brevis Günther should probably be considered a subspecies of canula. We noted this too late to add it to this list.

TANTILLA FRASERI (Günther)

- 1895 Homalocranium melanocephalum fraseri Günther, Biol. Centr. Amer., Rept.: 148. Type-locality: Quito, Ecuador and "W. Ecuador."
 1960 Tantilla fraseri—Peters, Bull. Mus. Comp. Zool., 122: 539.

Distribution: High western slopes of Andes in Ecuador, perhaps in Quito valley.

TANTILLA JANI (Günther)

- 1895 Homalocranium jani Günther, Biol. Centr. Amer., Rept.: 148, pl. 52, fig. D. Type-locality: Guatemala and Nicaragua; restricted to Guatemala, by Smith, Zoologica, 27, 1942, 37.
 1942 Tantilla jani—Smith, Zoologica, 27: 36.

Distribution: Low and moderate elevations of Pacific coast from Isthmus of Tehuantepec, Mexico, to Guatemala.

TANTILLA LONGIFRONTALIS Boulenger

- 1896 Homalocranium longifrontale Boulenger, Ann. Mag. Nat. Hist., (6) 17: 17. Type-locality: Cali, Colombia.
 1929 Tantilla longifrontalis—Amaral, Mem. Inst. Butantan, 4: 220.

Distribution: Eastern slopes of Andes, at lower altitudes, in Colombia and Ecuador.

TANTILLA MELANOCEPHALA (Linnaeus)

- 1758 Coluber melanocephalus Linnaeus, Syst. Nat., Ed. 10: 218. Type-locality: "America".
 1861 [Tantilla melanocephala]—Cope, Proc. Acad. Nat. Sci. Phila., 1861: 74.

Distribution: Central America through South America to northern Argentina.

Content: Two subspecies.

Key to the subspecies

1. Tip of snout white; prefrontals contact labials-----capistrata
 Tip of snout dark brown; prefrontals and labials not in contact-----melanocephala

Clave de subspecies

1. Punta del hocico blanca; prefrontales en contacto con labiales-----capistrata
 Punta del hocico pardo oscura; prefrontales y labiales no contactan-----melanocephala

Tantilla melanocephala melanocephala (Linnaeus)

- 1887 Tantilla pallida Cope, Proc. Amer. Phil. Soc., 24: 56. Type-locality: Mato Grosso, Brazil.
 1895 [Homalocranium melanocephalum] var. pernambucense Günther, Biol. Centr. Amer., Reptiles: 148. Type-locality: Pernambuco, Brazil.
 1909 Homalocranium hoffmanni Werner, Mitt. Nat. Hist. Mus. Hamburg, 26: 239. Type-locality: Guatemala.
 1914 Elapomorphus nuchalis Barbour, Proc. Biol. Soc. Washington, 27: 199. Type-locality: Villa Bella, Estado do Pará, Brazil.
 1943 Tantilla melanocephala melanocephala—Schmidt and Walker, Zool. Ser. Field Mus. Nat. Hist., 24: 318.

Distribution: Central America throughout South America east of Andes, including northern Argentina and Uruguay.

Tantilla melanocephala capistrata Cope

- 1876 Tantilla capistrata Cope, Jour. Acad. Nat. Sci. Phila., (2) 8 (1875): 181. Type-locality: Valley of Jequetepeque (Libertad), Peru.
 1943 Tantilla melanocephala capistrata—Schmidt and Walker, Zool. Ser. Field Mus. Nat. Hist., 24: 318.

Distribution: Northern coastal Peru to arid valley of Río Marañón; Catamayo and Malacatos Valleys in southern Ecuador.

TANTILLA

TANTILLA MEXICANA (Günther)

- 1862 Elapomorphus mexicana Günther, Ann. Mag. Nat. Hist., (3) 9: 57, pl. 9, fig. 1. Type-locality: Mexico.
 1883 [Homalocranium melanocephalum] var. fuscum Bocourt, Miss. Sci. Mex., Rept.: 589. Type-locality: Guatemala.
 1942 Tantilla mexicana—Smith, Zoologica, 27: 37.

Distribution: Moderate elevations on Pacific slope from Chiapas, Mexico, to Guatemala.

TANTILLA MOESTA (Günther)

- 1863 Homalocranium moestum Günther, Ann. Mag. Nat. Hist., (3) 12: 352. Type-locality: El Petén, Guatemala.
 1866 Tantilla moesta—Cope, Proc. Acad. Nat. Sci. Phila., 1866: 126.

Distribution: Lowlands of Yucatán Peninsula south to central El Petén, Guatemala.

TANTILLA NIGRA (Boulenger)

- 1914 Homalocranium nigrum Boulenger, Proc. Zool. Soc. London, 1914: 816, pl. 2, figs. 2-2a.
 Type-locality: Chocó of Colombia.
 1929 Tantilla nigra—Amaral, Mem. Inst. Butantan, 4: 221.

Distribution: Chocó of Colombia.

TANTILLA RETICULATA Cope

- 1860 I[antilla] reticulata Cope, Proc. Acad. Nat. Sci. Phila., 1860: 77. Type-locality: Cocuyas de Veragua, "New Grenada".

Distribution: Costa Rica; Instituto Butantan has one specimen identified as this species from Río San Juan, Colombia.

TANTILLA RUFICEPS (Cope)

- 1894 Pogonaspis ruficeps Cope, Proc. Acad. Nat. Sci. Phila., 1894: 204. Type-locality: Costa Rica.
 1929 Tantilla ruficeps—Amaral, Mem. Inst. Butantan, 4: 221.

Distribution: Still known only from type specimen.

TANTILLA SCHISTOSA (Bocourt)

- 1883 Homalocranium schistosum Bocourt, Miss. Sci. Mex., Rept.: 584, pl. 36, figs. 10-10e. Type-locality: Alta Verapaz, Guatemala, and Mexico. Restricted to Alta Verapaz, Guatemala, by Smith, Zoologica, 27, 1942, 39.
 1942 [Tantilla] schistosa—Smith, Zoologica, 27: 39.

Distribution: Mexico to Costa Rica.

Content: Four subspecies, one (phrenitica Smith) extralimital.

Key to the subspecies

Clave de subspecies

- | | |
|---|---|
| 1. More than 121 ventrals-----2
Fewer than 120 ventrals----- <u>taylori</u> | 1. Más de 121 ventrales-----2
Menos de 120 ventrales----- <u>taylori</u> |
| 2. Males with fewer than 136 ventrals; ventrals plus caudals fewer than 169 in females-----
----- <u>schistosa</u>
Males with more than 137 ventrals; ventrals plus caudals more than 172 in females-----
----- <u>costaricensis</u> | 2. Machos con menos de 136 ventrales; hembras menos de 169 ventrales totales (ventrales más caudales)----- <u>schistosa</u>
Machos con más de 137 ventrales; hembras con más de 172 ventrales totales (ventrales más caudales)----- <u>costaricensis</u> |

Tantilla schistosa schistosa (Bocourt)

1962 Tantilla schistosa schistosa—Smith, *Herpetologica*, 18: 15.

Distribution: Moderate elevations from southern Veracruz, Mexico, to Panama.

Tantilla schistosa costaricensis Taylor

1954 Tantilla costaricensis Taylor, *Univ. Kansas Sci. Bull.*, 36: 766, fig. 25a. Type-locality: Cervantes, Cartago Province, Costa Rica, 4200 ft.

1962 Tantilla schistosa costaricensis—Smith, *Herpetologica*, 18: 16.

Distribution: Known only from Cervantes and Cinchona, Costa Rica.

Tantilla schistosa taylori Smith

1962 Tantilla schistosa taylori Smith, *Herpetologica*, 18: 17. Type-locality: Suretka, Costa Rica.

Distribution: Known only from type locality.

TANTILLA SEMICINCTA (Duméril, Bibron and Duméril)

1854 Homalocranium semi-cinctum Duméril, Bibron and Duméril, *Erp. Gén.*, 7: 862. Type-locality: Colombia.

1860 Tantilla laticeps Günther, *Proc. Zool. Soc. London*, 1860: 240. Type-locality: Cartagena, Colombia.

1861 [Tantilla semicincta]—Cope, *Proc. Acad. Nat. Sci. Phila.*, 1861: 74.

1883 Homalocranium lineatum Fischer, *Oster-Programm Akad. Gymn. Hamburg*, 1883: 6, figs. 6-8. Type-locality: Maracaibo, Venezuela.

Distribution: Panama to Venezuela and Colombia.

TANTILLA SUPRACINCTA Peters

1863 Homalocranium supracinctum Peters, *Monats. Akad. Wiss. Berlin*, 1863: 272. Type-locality: Guayaquil, Ecuador.

1960 Tantilla supracincta—Peters, *Bull. Mus. Comp. Zool.*, 122: 539.

Distribution: Ecuador, probably on coastal plain from Guayaquil northward.

TANTILLA TAENIATA (Bocourt)

1883 Homalocranium taeniatum Bocourt, *Miss. Sci. Mex., Rept.*: 587, pl. 37, figs. 3-3e. Type-locality: Guatemala.

1885 Homalocranium trivittatum Müller, *Verh. Naturforsch. Ges. Basel*, 7: 678. Type-locality: Guatemala.

1887 Tantilla taeniata—Cope, *Bull. U.S. Nat. Mus.*, 32: 83.

Distribution: Known from Guatemala and Honduras.

TANTILLA TRILINEATA (Peters)

1880 Leptocalamus trilineatus Peters, *Monats. Akad. Wiss. Berlin*, 1880: 221, fig. 2. Type-locality: Brazil; in error, according to Smith and Williams, *Southwestern Nat.*, 11, 1966, 485, who indicate it "presumably came actually from some locality in Central America or Mexico".

1929 Tantilla trilineata—Amaral, *Mem. Inst. Butantan*, 4: 222.

Distribution: Unknown.

TANTILLA

TANTILLA TRITAENIATA Smith and Williams

1967 Tantilla tritaeniata Smith and Williams, *Southwestern Nat.*, 11 (1966): 483. Type-locality: Bonacca Island, Bay Islands, Honduras.

Distribution: Known only from type-locality.

TANTILLA VERMIFORMIS (Hallowell)

1860 Lioninia vermiformis Hallowell, *Proc. Acad. Nat. Sci. Phila.*, 1860: 484. Type-locality: Nicaragua.

1861 [Tantilla] vermiformis—Cope, *Proc. Acad. Nat. Sci. Phila.*, 1861: 74.

Distribution: Nicaragua.

TANTILLA VIRGATA (Günther)

1873 Microdromus virgatus Günther, *Ann. Mag. Nat. Hist.*, (4) 9: 17, pl. 4, fig. B. Type-locality: Near Cartago, Costa Rica.

1881 Homalocranium sexfasciatum Fischer, *Abh. Naturwiss. Vereins Bremen*, 7: 225, pl. 14, figs. 8-10. Type-locality: Costa Rica.

1887 Tantilla virgata—Cope, *Bull. U.S. Nat. Mus.*, 32: 84.

Distribution: Known from Cartago, Costa Rica only.

TANTILLITA Smith

1941 Tantillita Smith, Jour. Wash. Acad. Sci., 31: 117. Type-species: Tantilla lintoni Smith.

Distribution: As for only known species.

Content: One species.

TANTILLITA LINTONI (Smith)

1940 Tantilla lintoni Smith, Proc. Biol. Soc. Wash., 53: 61, fig. 1. Type-locality: Piedras Negras, El Petén, Guatemala.

1941 Tantillita lintoni—Smith, Jour. Wash. Acad. Sci., 31: 117.

Distribution: Known only from type locality.

THAMNODYNASTES Wagler

- 1830 Thamnodynastes Wagler, Nat. Syst. Amphib., 182. Type-species: Natrix punctatissimus Wagler.
 1830 Dryophylax Wagler, Nat. Syst. Amphib.: 181. Type-species: Coluber nattereri Mikan.
 1863 Mesotes Jan, Arch. Zool. Anat. Fis., 2: 306. Type-species: Mesotes obtrusus Jan (by present restriction).

Distribution: Caribbean coast of South America to northern Argentina.

Content: Five species. Peters, Bull. Mus. Comp. Zool., 122, 1960, 539, erroneously used I. nattereri (Mikan) for a specimen catalogued from Guayaquil, Ecuador, which may represent an undescribed species.

Key to the species

Clave de especies

- | | |
|--|--|
| 1. Dorsal scales in 17 rows-----2
Dorsal scales in 19 rows-----3 | 1. Escamas dorsales en 17 hileras-----2
Escamas dorsales en 19 hileras-----3 |
| 2. Ventrals 144-159; subcaudals 90-97---- <u>pallidus</u>
Ventrals 125-129; subcaudals 56-58---- <u>chimanta</u> | 2. Ventrals 144-159; subcaudales 90-97--- <u>pallidus</u>
Ventrals 125-129; subcaudales 56-58--- <u>chimanta</u> |
| 3. Ventrals more than 136-----4
Ventrals fewer than 136----- <u>rutilus</u> | 3. Ventrals más de 136-----4
Ventrals menos de 136----- <u>rutilus</u> |
| 4. Dorsals keeled; supra-anal tubercles absent in
males----- <u>strigilis</u>
Dorsals smooth; supra-anal tubercles present in
males----- <u>strigatus</u> | 4. Dorsales quilladas; tubérculos supranales
ausentes en los machos----- <u>strigilis</u>
Dorsales lisas; tubérculos supranales presentes
en los machos----- <u>strigatus</u> |

THAMNODYNASTES CHIMANTA Roze

- 1958 Thamnodynastes chimanta Roze, Acta Biol. Venezuélica, 2 (25): 305. Type-locality: Chimantá Tepui, Estado Bolívar, Venezuela.

Distribution: Known only from type locality.

THAMNODYNASTES PALLIDUS Linnaeus

- 1758 Coluber pallidus Linnaeus, Systema Naturae, Ed. 10: 221. Type-locality: "Indiis".
 1824 Natrix punctatissima Wagler, in Spix, Sp. Nov. Serp. Bras.: 39, pl. 14, fig. 1. Type-locality: Bahía, Brazil.
 1899 Thamnodynastes pallidus—Andersson, Bihang till K. Svenska Vet.-Akad. Handlingar, 24: 17.

Distribution: Guianas; Brazil; Peru; Venezuela.

THAMNODYNASTES RUTILUS Prado

- 1942 Dryophylax rutilus Prado, Ciência, Mexico City, 3: 204, figs. 1-2. Type-locality: Gália, São Paulo, Brazil.
 1943 Dryophylax rutilus Prado, Mem. Inst. Butantan, 17: 2, figs. Type-locality: Gália, São Paulo, Brazil.
 1947 Dryophylax rutilus—Prado, Mem. Inst. Butantan, 20(1948): 189.
 1948 Thamnodynastes rutilus—Vanzolini, Rev. Brasil. Biol., 8: 382.

Distribution: Estado de São Paulo, Brazil.

THAMNODYNASTES STRIGATUS (Günther)

- 1858 Tomodon strigatus Günther, Cat. Sn. Brit. Mus.: 52. Type-locality: "India".
 1863 M.[esotes] obtrusus Jan, Arch. Zool. Anat. Fis., 2: 306. Type-locality: La Plata, Argentina.
 1953 Thamnodynastes strigatus—Hoge, Mem. Inst. Butantan, 24 (1952): 157, figs. 1-4, 6-13.

Distribution: Provincia Buenos Aires, Entre Rios, Corrientes, and Misiones, Argentina; Paraguay; southern and southeastern Brazil.

THAMNODYNASTES STRIGILIS (Thunberg)

- 1787 [Coluber] Strigilis Thunberg, Mus. Nat. Acad. Upsaliensis, Pt. 2: 22. Type-locality: None given.
- 1825 Coluber lineolatus Wied, Beitr. Naturg. Brasil, 1: 284. Type-locality: None given.
- 1828 Coluber nattereri Mikan, Delect. Faun. Flor. Braz.: fig. 1. Type-locality: "Lectus prope Sebastiano polim".
- 1860 I. [achymenis] hypoconia Cope, Proc. Acad. Nat. Sci. Phila., 1860: 247. Type-locality: Buenos Aires, Argentina.
- 1885 Thamnodynastes Nattereri var. laevis Boulenger, Ann. Mag. Nat. Hist., (5) 15: 195. Type-locality: Rio Grande do Sul, Brazil.
- 1896 Thamnodynastes strigilis—Lonnberg, Bihang till K. Svenska Vet.-Akad. Handlingar, 22 (4): 38.

Distribution: Colombia, Venezuela, Guyana, Brazil, to Uruguay, Paraguay and Argentina.

Prepared by Douglas A. Rossman, Museum of Zoology, Louisiana State University, Baton Rouge, Louisiana

THAMNOPHIS Fitzinger

- 1843 Thamnophis Fitzinger, Systema Reptilium: 26. Type-species: Coluber saurita Linnaeus.
 1853 Eutainia Baird and Girard, Cat. North Amer. Reptiles: 24. Type-species: None designated; first of 15 forms listed is Coluber saurita Linnaeus.
 1859 Eutaenia Kennicott (substitute name for Eutainia Baird and Girard, preoccupied by Eutaenia Thompson, 1857), Proc. Acad. Nat. Sci. Phila., 1859: 98.
 1861 Prymniodon Cope, Proc. Acad. Nat. Sci. Phila., 1860: 558. Type-species: Prymniodon chalceus Cope.
 1875 Chilopoma Cope, in Yarrow, Wheeler's Rept. Explor. Surv. W. 100th Mer., 5: 543. Type-species: Chilopoma rufopunctatum Cope.
 1883 Atomarchus Cope, Amer. Nat.: 1300. Type-species: Atomarchus multimaculatus Cope.
 1885 Stypocemus Cope (substitute name for Chilopoma Cope, preoccupied by Chelopoma Murray, 1867), Proc. Amer. Phil. Soc., 22: 387.

Distribution: Central Canada throughout North America to central Costa Rica.

Content: Twenty-two species, 19 of which are extralimital.

Key to the species

Clave de especies

- | | |
|--|---|
| <p>1. Vertical black markings border some supralabial sutures-----2
 Supralabials without black markings----<u>proximus</u></p> <p>2. Belly with two rows of black spots, often interconnected; lateral stripe, when present, confined to row three on anterior part of body-----<u>marcianus</u>
 Belly unspotted; lateral stripe on rows two and three anteriorly-----<u>cyrtopsis</u></p> | <p>1. Marcas negras verticales bordean a algunas suturas labiales-----2
 Supralabiales sin marcas negras-----<u>proximus</u></p> <p>2. Vientre con dos hileras de manchas negras, a menudo interconectadas; cinta lateral, cuando presente, confinada a la hilera tercera en parte anterior del cuerpo-----<u>marcianus</u>
 Vientre sin manchas; cinta lateral en hileras segunda y tercera anteriormente-----<u>cyrtopsis</u></p> |
|--|---|

THAMNOPHIS CYRTOPSIS (Kennicott)

- 1860 E.[utaenia] cyrtopsis Kennicott, Proc. Acad. Nat. Sci. Phila., 1860: 333. Type-locality: Rinconada, Coahuila, Mexico.
 1861 Thamnophis cyrtopsis—Cope, Proc. Acad. Nat. Sci. Phila., 1861: 299.
 1953 Thamnophis cyrtopsis—Milstead, Texas Jour. Sci., 5: 348.

Distribution: Southwestern United States throughout Mexico, exclusive of eastern lowlands, to western Honduras.

Content: Six subspecies, five of which are extralimital.

Thamnophis cyrtopsis fulvus (Bocourt)

- 1893 Eutaenia cyrtopsis var. fulvus Bocourt, Miss. Sci. Mex., Rept.: 777. Type-locality: Alta Verapaz, Guatemala.
 1942 Thamnophis sumichrasti cerebrosus Smith, Zoologica, 27: 111. Type-locality: Escuintla, Guatemala.
 1950 Thamnophis sumichrasti salvini Smith, Nixon and Smith, Linn. Soc. Jour. Zool., 41: 579. Type-locality: Río Chixoy, below town of Cubules (?Cubilguitz), Guatemala.
 1965 I.[hannophis] c.[yrtopsis] fulvus—Rossman, Copeia, 1965: 243.

Distribution: Upland areas, Chiapas, Mexico to western Honduras.

THAMNOPHIS MARCIANUS (Baird and Girard)

- 1853 Eutainia Marciana Baird and Girard, Cat. North Amer. Reptiles: 36. Type-locality: Red River, Arkansas; restricted to vicinity of Slough Creek, east of Hollister, Tillman County, Oklahoma, by Mittleman, Bull. Chicago Acad. Sci., 8, 1949, 243.
 1907 Thamnophis marciana—Ruthven, Bull. Amer. Mus. Nat. Hist., 23: 589.
 1949 Thamnophis marcianus—Mittleman, Bull. Chicago Acad. Sci., 8: 235.

Distribution: Southwestern United States and northern Mexico; Isthmus of Tehuantepec, Mexico, to northern Costa Rica.

Content: Three subspecies, one of which is extralimital, according to revision currently in press by author.

Key to the subspecies

1. Vertebral stripe present, broad; black ventral spots small and separate-----
-----praeocularis
Vertebral stripe absent; black ventral spots large and often interconnected across venter-----bovallii

Clave de subespecies

1. Con cinta vertebral ancha; manchas ventrales negras chicas y separadas-----
-----praeocularis
Sin cinta vertebral; manchas ventrales negras grandes y a menudo interconectadas a través del vientre-----bovallii

Thamnophis marcianus bovallii Dunn, new combination

1940 Thamnophis bovallii Dunn, Herpetologica, 1: 191. Type-locality: Granada, Nicaragua.

Distribution: Lakes Managua and Nicaragua, Nicaragua, to northern Costa Rica.

Thamnophis marcianus praeocularis (Bocourt), new combination

1892 Eutaenia praeocularis Bocourt, Le Naturaliste, (2) 14: 278. Type-locality: Belize, British Honduras.

1937 Thamnophis arabdotus Andrews, Zool. Ser. Field Mus. Nat. Hist., 20: 357. Type-locality: Catmis, Quintana Roo, Mexico.

1940 I. [Thamnophis] praeocularis—Dunn, Herpetologica, 1: 191.

1942 Thamnophis sumichrasti praeocularis—Smith, Zoologica, 27: 99.

1945 Thamnophis eques praeocularis—Bogert and Oliver, Bull. Amer. Mus. Nat. Hist., 83: 385.

Distribution: Quintana Roo, Mexico, coastal British Honduras, and Lake Yojoa, Honduras.

THAMNOPHIS PROXIMUS (Say)

1823 Coluber proximus Say, in James, Exped. Pittsburgh to Rocky Mts., 1: 339. Type-locality: Approximately 3 mi east northeast of Fort Calhoun, Washington Co., Nebraska, according to Rossman, Bull. Florida St. Mus., 7: 109.

1892 Thamnophis proxima—Garman, Bull. Essex Inst., 24: 105.

1963 Thamnophis proximus—Rossman, Bull. Florida St. Mus., 7: 109.

Distribution: Central United States through eastern Mexico to central Costa Rica.

Content: Six subspecies, five of which are extralimital.

Thamnophis proximus rutiloris (Cope)

1885 Eutaenia rutiloris Cope, Proc. Amer. Phil. Soc., 22: 388. Type-locality: Cozumel Island, Quintana Roo, Mexico.

1938 Thamnophis sauritus rutiloris—Smith, Occ. Pap. Mus. Zool. Univ. Mich., 388: 5.

1963 Thamnophis proximus rutiloris—Rossman, Bull. Florida St. Mus., 7: 138.

Distribution: Southern Tamaulipas, Mexico, to central Costa Rica, from sea level to 8000 ft; occurs in Pacific lowlands only from vicinity of Acapulco, Guerrero, Mexico, south to Isthmus of Tehuantepec; no records from highlands of Guatemala.

TOMODON Duméril and Bibron

1853 Tomodon Duméril and Bibron, Mém. Acad. Sci. Paris, 23: 495. Type-species: Tomodon dorsatum Duméril, Bibron and Duméril (name appears as nomen nudum, species described one year later in Erp. Gén.).

Distribution: From central Brazil to Paraguay, Uruguay and north central Argentina.

Content: Two species.

Key to the species

1. Loreal present; two dorsal series of large, dark brown, black bordered, roundish spots-----ocellatus
 -----ocellatus
 No loreal; small blackish spots present or not on back-----dorsatus

Clave de especies

1. Loreal presente; dos series de manchas dorsales pardo oscuras, grandes bordeadas de negro-----ocellatus
 -----ocellatus
 Sin loreal; pequeños puntos negros presentes o no sobre el dorso-----dorsatus

TOMODON DORSATUS Duméril, Bibron and Duméril

1854 Tomodon dorsatum Duméril, Bibron and Duméril, Erp. Gén., 7: 934. Type-locality: Brazil?, America.

1896 Tomodon dorsatus—Boulenger, Cat. Sn. Brit. Mus., 3: 121.

Distribution: Central and southeastern Brazil, northern Argentina.

TOMODON OCELLATUS Duméril, Bibron and Duméril

1854 Tomodon ocellatum Duméril, Bibron and Duméril, Erp. Gén., 7: 938. Type-locality: Brazil.

1896 Tomodon ocellatus—Boulenger, Cat. Sn. Brit. Mus., 3: 121.

Distribution: Southern Brazil, Paraguay, Uruguay and Argentina.

TRACHYBOA Peters

1860 Trachyboa Peters, Monats. Akad. Wiss. Berlin, 1860: 200. Type-species: Trachyboa gularis Peters.

Distribution: Panama; Pacific Colombia and Ecuador; possibly Brazil.

Content: Two species.

Key to the species

1. Top of head without horns-----gularis
 Top of head, canthus rostralis, with horns-----
 -----boulengeri

Clave de especies

1. Parte superior de la cabeza sin protuberancias-----gularis
 Parte superior de la cabeza, canthus rostralis, con protuberancias-----boulengeri

TRACHYBOA BOULENGERI Peracca

1910 Trachyboa boulengeri Peracca, Ann. Mus. Zool. Univ. Napoli, 3 (12): 1. Type-locality: unknown.

Distribution: Rainforests of Pacific Ecuador and Colombia; Panama.

TRACHYBOA GULARIS Peters

1860 Trachyboa gularis Peters, Monats. Akad. Wiss. Berlin, 1860: 200. Type-locality: Guayaquil, Ecuador.

1905 Trachyboa gularis multimaculata Rosen, Ann. Mag. Nat. Hist. (7) 15: 169. Type-locality: Balao, Ecuador.

Distribution: Dry parts of western coastal Ecuador (Brazil?).

TRETANORHINUS Duméril, Bibron and Duméril

1854 Tretanorhinus Duméril, Bibron and Duméril, *Erp. Gén.*, 7: 348. Type-species: Tretanorhinus variabilis Duméril, Bibron and Duméril.

Distribution: Extreme southern Mexico to Colombia and Ecuador; Cuba, Isla Pinos and Caymans in the Antilles.

Content: Four species, one extralimital (variabilis, which includes four subspecies, wagleri (Jan), insulaepinorum Barbour, adnexus Bocourt and variabilis Duméril, Bibron and Duméril, in the Antilles).

Key to the species

1. Three longitudinal stripes dorsally; ventrals 166 or more-----2
Two rows of alternating small dots dorsally (very rarely a single row of large dots); ventrals 151 or fewer-----nigroluteus
2. Dorsal scales in 21 rows; three prefrontals; subcaudals 74-81 in females, unknown in males-----taeniatus
Dorsal scales in 19 rows; one prefrontal (rarely two); subcaudals 69-74 in females, 78-85 in males-----mocquardi

Clave de especies

1. Diseño dorsal de tres líneas longitudinales; ventrales 166 o más-----2
Diseño dorsal de dos filas de pequeños puntos alternados (muy raro una única fila de puntos grandes); ventrales 151 o menos----nigroluteus
2. Escamas en 21 filas; tres prefrontales; subcaudales en hembras 74-81, desconocido en machos-----taeniatus
Escamas en 19 filas; una prefrontal (raramente dos); subcaudales en hembras 69-74, en machos 78-85-----mocquardi

TRETANORHINUS NIGROLUTEUS Cope

1861 Tretanorhinus nigroluteus Cope, *Proc. Acad. Nat. Sci. Phila.*, 1861: 298. Type-locality: Greytown, Nicaragua (in error, actually Aspinwall, Panama, according to USNM Catalogue).

Distribution: From Tabasco, Mexico, through Guatemala and Honduras to Panama and Costa Rica.

Content: Three subspecies.

Key to the subspecies

1. First and second scale rows dark in color; one loreal on each side-----2
First and second scale rows light in color; generally two loreals on each side-----nigroluteus
2. Three preoculars-----lateralis
Two preoculars-----mertensi

Clave de subspecies

1. Primera y segunda fila de escamas de color oscuro; sólo una loreal a cada lado-----2
Primera y segunda fila de escamas de color claro; generalmente dos loreales a cada lado-----nigroluteus
2. Tres preoculares-----lateralis
Dos preoculares-----mertensi

Tretanorhinus nigroluteus nigroluteus Cope

1865 Helicops Agassizi Jan, *Arch. Zool. Anat. Fisiol.*, 3: 248. Type-locality: San Juan del Norte, Nicaragua.

1884 Helicops bifrenatus Bocourt, *Bull. Soc. Philom.*, (7) 8: 134. Type-locality: Colon (Aspinweld), Panama.

1905 Tretanorhinus intermedius Rosén, *Ann. Mag. Nat. Hist.*, (7) 15: 171, pl. 12, fig. 2. Type-locality: Central America.

1939 Tretanorhinus nigroluteus nigroluteus—Dunn, *Copeia*, 1939: 216.

Distribution: Low elevations of Caribbean slope from Panama and Costa Rica to extreme eastern Guatemala.

Tretanorhinus nigroluteus lateralis Bocourt

1891 Tretanorhinus lateralis Bocourt, *Le Naturaliste*, (2) 101: 122. Type-locality: Belize, British Honduras.

1939 Tretanorhinus nigroluteus lateralis—Dunn, *Copeia*, 1939: 216.

Distribution: At present definitely known only from British Honduras; probably also elsewhere on Yucatán Peninsula.

Iretanorhinus nigroluteus mertensi Smith and Gillespie

1965 Iretanorhinus nigroluteus mertensi Smith and Gillespie, in Smith, Jour. Ohio Herp. Soc., 5: 1. Type-locality: north edge of Lake Catemaco, 5 km east of Catemaco, Veracruz, Mexico.

Distribution: Southern Veracruz south and east through El Petén, Guatemala.

TRETANORHINUS MOCQUARDI Bocourt

1891 Iretanorhinus Mocquardi Bocourt, Le Naturaliste, (2) 101: 122. Type-locality: "á Panamá"; which is Panama City, according to Dunn, Copeia, 1939, 214.

Distribution: Panama.

TRETANORHINUS TAENIATUS Boulenger

1903 Iretanorhinus taeniatus Boulenger, Ann. Mag. Nat. Hist., (7) 12: 350. Type-locality: Río Sapayo, northwestern Ecuador, 450 ft.

Distribution: Pacific lowlands in Colombia and Ecuador.

TRIMETOPON Cope

1885 Trimetopon Cope, Proc. Amer. Phil. Soc., 22: 177. Type-species: Ablabes gracilis Günther.

Distribution: Guatemala to Panama.

Content: Ten species.

Key to the species	Clave de especies
1. Prefrontals fused-----2 Prefrontals separate, paired-----4	1. Prefrontales fusionados-----2 Prefrontales separados, en pares-----4
2. Dorsal scales in 15 rows-----3 Dorsal scales in 17 rows----- <u>pliolepis</u>	2. Escamas dorsales en 15 hileras-----3 Escamas dorsales en 17 hileras----- <u>pliolepis</u>
3. Two postoculars; ventrals fewer than 130-- <u>simile</u> One postocular; ventrals more than 135-- <u>gracile</u>	3. Dos postoculares; menos de 130 ventrales-- <u>simile</u> Un postocular; más de 135 ventrales---- <u>gracile</u>
4. Dorsal scales in 17 rows-----5 Dorsal scales in 15 rows----- <u>barbouri</u>	4. Escamas dorsales en 17 hileras-----5 Escamas dorsales en 15 hileras----- <u>barbouri</u>
5. Seven upper labials-----6 Eight upper labials-----8	5. Siete labiales superiores-----6 Ocho labiales superiores-----8
6. Two postoculars; fewer than 80 subcaudals----7 One postocular; more than 80 subcaudals----- ----- <u>posadasi</u>	6. Dos postoculares; menos de 80 subcaudales----7 Un postocular; más de 80 subcaudales----- ----- <u>posadasi</u>
7. Fewer than 40 subcaudals----- <u>viquezi</u> More than 45 subcaudals----- <u>slevini</u>	7. Menos de 40 subcaudales----- <u>viquezi</u> Más de 45 subcaudales----- <u>slevini</u>
8. One postocular-----9 Two postoculars----- <u>veraepacis</u>	8. Un postocular-----9 Dos postoculares----- <u>veraepacis</u>
9. More than 160 ventrals----- <u>pilonaorum</u> Fewer than 160 ventrals----- <u>hannsteini</u>	9. Más de 160 ventrales----- <u>pilonaorum</u> Menos de 160 ventrales----- <u>hannsteini</u>

TRIMETOPON BARBOURI Dunn

1930 Trimetopon barbouri Dunn, Occ. Pap. Boston Soc. Nat. Hist., 5: 331. Type-locality: Pedro Miguel, Canal Zone, Panama.

Distribution: Known from Ancon and Barro Colorado Island, Canal Zone, Panama, as well as from type locality.

TRIMETOPON GRACILE (Günther)

1872 Ablabes gracilis Günther, Ann. Mag. Nat. Hist., (4) 9: 18, pl. 3, fig. D. Type-locality: Near Cartago, Costa Rica.

1885 Trimetopon gracile—Cope, Proc. Amer. Phil. Soc., 22: 177.

Distribution: Costa Rica.

TRIMETOPON HANNSTEINI Stuart

1949 Trimetopon hannsteini Stuart, Proc. Biol. Soc. Washington, 62: 165. Type-locality: Finca La Paz, 18 km north of Coatepeque, Departamento San Marcos, Guatemala; 1450 m.

Distribution: Moderate elevations along Pacific slope of western Guatemala and Chiapas, Mexico.

TRIMETOPON PILONAORUM Stuart

1954 Irimetopon pilonaorum Stuart, Proc. Biol. Soc. Washington, 67: 176. Type-locality: Finca La Gloria, about 12 km northeast of Chiquimulilla, Departamento Santa Rosa, Guatemala; about 950 m.

Distribution: Known only from type locality.

TRIMETOPON PLIOLEPIS Cope

1894 Irimetopon pliolepis Cope, Proc. Acad. Nat. Sci. Phila., 1894: 201. Type-locality: San José, Costa Rica.

Distribution: Costa Rica.

TRIMETOPON POSADASI Slevin

1936 Irimetopon posadasi Slevin, Proc. Calif. Acad. Sci., 23: 79. Type-locality: Southern slope of Volcán Zunil, Suchitepequez, Guatemala.

Distribution: Known only from immediate vicinity of type locality.

TRIMETOPON SIMILE Dunn

1930 Irimetopon simile Dunn, Occ. Pap. Boston Soc. Nat. Hist., 5: 331. Type-locality: Reventazón, Costa Rica; said by Dunn to be same as La Junta; Taylor, Univ. Kansas Sci. Bull., 34, 1951, 79, said it is Siquirres.

Distribution: Known only from type locality.

TRIMETOPON SLEVINI Dunn

1940 Irimetopon slevini Dunn, Proc. Acad. Nat. Sci. Phila., 92: 117. Type-locality: Near Boquete, Provincia Chiriquí, Panama, 4000 ft.

Distribution: Known only from type locality.

TRIMETOPON VERAEPACIS (Stuart and Bailey)

1941 Rhadinaea veraepacis Stuart and Bailey, Occ. Pap. Mus. Zool., Univ. Mich., 442: 9. Type-locality: Pine zone at Finca Chichén, Alta Verapaz, Guatemala, 5100 ft.
1949 Irimetopon veraepacis—Stuart, Proc. Biol. Soc. Washington, 62: 167.

Distribution: Known only from type locality.

TRIMETOPON VIQUEZI Dunn

1937 Irimetopon viquezi Dunn, Copeia, 1937: 215. Type-locality: Siquirres, Costa Rica.

Distribution: Known only from type locality.

TRIMORPHODON Cope

1861 Trimorphodon Cope, Proc. Acad. Nat. Sci. Phila., 1861: 297. Type-species: Lycodon lyrophanes Cope.

1863 Eteirodipsas Jan, Elenco Sist. Ofidi: 105. Type-species: Not indicated.

1901 Hetaerodipsas Berg (emendation of Eteirodipsas Jan), Comun. Mus. Buenos Aires, 1: 290.

Distribution: Southwestern United States through Central America to Costa Rica.

Content: Eleven species, all but one of which are extralimital.

TRIMORPHODON BISQUITATUS (Duméril and Bibron)

1854 Dipsas bi-scutata Duméril and Bibron, Exp. Gén., 7: 1153. Type-locality: "Mexico".

1861 Trimorphodon biscutatus—Cope, Proc. Acad. Nat. Sci. Phila., 1861: 297.

Distribution: Pacific slope from Colima, Mexico, to Costa Rica.

Content: Two subspecies, one of which (biscutatus Duméril and Bibron) is extralimital.

Trimorphodon biscutatus quadruplex Smith

1941 Trimorphodon biscutatus quadruplex Smith, Proc. U.S. Nat. Mus., 91: 157. Type-locality: Esteli, Nicaragua.

Distribution: Low and moderate elevations of Pacific slope, Guatemala to Costa Rica.

Prepared by Joseph R. Bailey, Duke University, Durham, North Carolina

TRIPANURGOS Fitzinger

- 1843 Tripanurgos Fitzinger, Systema Reptilium: 27. Type-species: Given as Dipsas leucocephala Schlegel, which is same as Coluber leucocephalus Mikan.

Distribution: As for single known species.

Content: One species.

Comment: Tropidodipsas leucomelas Werner, recently recognized as Tripanurgos leucomelas by Downs, Copeia, 1961, 386, is a member of the genus Oxyrhopus.

TRIPANURGOS COMPRESSUS (Daudin)

- 1803 Coluber compressus Daudin, Hist. Nat. Rept., 6: 247. Type-locality: Surinam.
1820 Coluber leucocephalus Mikan, Delect. Fauna Flora Brasil: fig. 2 on unnumbered pl. Type-locality: Corcovado Mountain, Rio de Janeiro, Brazil.
1896 Tripanurgos compressus—Boulenger, Cat. Sn. Brit. Mus., 3: 58.

Distribution: Discontinuous. Coastal strip of Brazil from Rio de Janeiro (city) to Sergipe. Mouth of Amazon and central Bolivia to Trinidad and Panama.

TROPIDODIPSAS Günther

- 1858 Tropidodipsas Günther, Cat. Sn. Brit. Mus.: 180. Type-species: Tropidodipsas fasciata Günther.
 1863 Galedon Jan, Elenco Sist. Ofidi: 95. Type-species: Galedon annularis Jan.
 1878 Tropidogeophis Müller, Verh. Naturforsch. Ges. Basel, 6: 411. Type-species: Geophis annulatus Peters.
 1887 Dipeltophis Cope, Bull. U.S. Nat. Mus., 32: 91. Type-species: Leptognathus albocinctus Fischer.

Distribution: Mexico and Central America.

Content: About ten species, of which only three are found within limits of this work.

Key to the species

Clave de especies

- | | |
|---|---|
| <p>1. Infralabials usually eight or more-----2
 Infralabials normally seven-----<u>fasciata</u></p> <p>2. Dark annuli on body fewer than 25-----<u>sartorii</u>
 Dark annuli on body more than 25-----<u>fischeri</u></p> | <p>1. Normalmente ocho o más infralabiales-----2
 Normalmente siete infralabiales-----<u>fasciata</u></p> <p>2. Menos de 25 anillos oscuros en el cuerpo-----
 -----<u>sartorii</u>
 Más de 25 anillos oscuros en el cuerpo-<u>fischeri</u></p> |
|---|---|

TROPIDODIPSAS FASCIATA Günther

- 1858 Tropidodipsas fasciata Günther, Cat. Sn. Brit. Mus.: 181. Type-locality: Mexico; restricted to Chichén Itzá, Yucatán, by Smith and Taylor, Univ. Kansas Sci. Bull., 33, 1950, 352.

Distribution: Guerrero on west and possibly Veracruz on east in Mexico to Alta Verapaz, Guatemala.

Content: Three subspecies, of which two (fasciata Günther and guerreroensis Taylor) are extralimital.

Tropidodipsas fasciata subannulata (Müller)

- 1887 Leptognathus (Tropidodipsas) subannulatus Müller, Ver. Nat. Ges. Basel, 8: 274, pl. 1, fig. 5. Type-locality: probably Mexico; restricted to Chichén Itzá, Yucatán, by Smith and Taylor, Univ. Kansas Sci. Bull., 33, 1950, 352; restriction rejected by Lynch and Smith, Trans. Kansas Acad. Sci., 69, 1966, 72.
 1942 Tropidodipsas kidderi Stuart, Proc. Biol. Soc. Washington, 55: 177. Type-locality: Finca Samac, 6 km west of Cobán, Alta Verapaz, Guatemala, about 1500 m.
 1956 Tropidodipsas fasciata subannulata—Álvarez del Toro and Smith, Herpetologica, 12: 14.
 1966 I. [tropidodipsas] fasciata subannulata—Lynch and Smith, Trans. Kansas Acad. Sci., 69: 72.

Distribution: Upper elevations on Atlantic slope from southwestern Chiapas and southeastern Oaxaca, Mexico, to Alta Verapaz, Guatemala.

TROPIDODIPSAS FISCHERI Boulenger

- 1885 Virginia fasciata Fischer, Jahrb. Wiss. Anst. Hamburg, 2 (1884): 95. Type-locality: Guatemala.
 1892 Tropidoclonium annulatum Bocourt (preoccupied in Tropidodipsas by annulatus Peters, 1870), Le Naturaliste, (2) 14: 132. Type-locality: Godinez, northeastern slope of Volcán Atitlán, Guatemala, 2151 m.
 1894 Tropidodipsas fischeri Boulenger (substitute name for Virginia fasciata Fischer, preoccupied in Tropidodipsas), Cat. Sn. Brit. Mus., 2: 296.

Distribution: Intermediate elevations on plateau of Sierra de los Cuchumatanes, southwestern Guatemala, to Oaxaca, Mexico.

TROPIDODIPSAS SARTORII

- 1863 Tropidodipsas sartorii Cope, Proc. Acad. Nat. Sci. Phila., 1863: 100. Type-locality: Mirador, Veracruz, Mexico.

Distribution: San Luis Potosí and Chiapas, Mexico to Guatemala, on both slopes.

Content: Three subspecies, one of which (macdougalli Smith) is extralimital.

Key to the subspecies

1. Light bands, including nuchal collar, yellow in life; bands very regular, all complete on body and tail-----annulatus
 Light bands, red or orange, only nuchal collar yellow in life; bands variable, usually at least some incomplete on ventral surface-----sartorii

Clave de subespecies

1. Bandas claras, incluyendo el collar nuchal, amarillas en vida; bandas muy regulares, todas completas en cuerpo y cola-annulatus
 Bandas claras, rojas o naranjas, sólo el collar nuchal amarillo en vida; bandas variables, generalmente al menos algunas incompletas en la superficie ventral-----sartorii

Tropidodipsas sartorii sartorii Gope

- 1863 L. [eptognathus] Dumerili Jan, Elenco Sist. Ofidi: 101. Type-locality: Mexico.
 1870 Galedon annularis Jan, Icon. Gén. Ophid., Livr. 36, pl. 5, fig. 1. Type-locality: Unknown.
 1884 Leptognathus leucostomus Bocourt, Bull. Soc. Philom. Paris, (7) 8: 138. Type-locality: Yucatán.
 1884 Leptognathus semicinctus Bocourt, Bull. Soc. Philom. Paris, (7) 8: 139. Type-locality: Alta Verapaz, Guatemala.
 1887 Leptognathus (Tropidodipsas) cuculliceptus Müller, Verh. Naturforsch. Ges. Basel, 8: 273, pl. 1, fig. 4. Type-locality: Verapaz, Guatemala.
 1943 Tropidodipsas sartorii sartorii—Smith, Proc. U.S. Nat. Mus., 93: 494.

Distribution: Low and moderate elevations of Caribbean slope from San Luis Potosí, Mexico, south to Guatemala.

Tropidodipsas sartorii annulatus (Peters)

- 1870 Geophis annulatus Peters, Monats. Akad. Wiss. Berlin, 1870: 643, pl. 1, figs. 2-2c. Type-locality: "Probably South America"; in error.
 1874 Leptognathus sexscutatus Bocourt, Bull. Soc. Philom. Paris, (7) 8: 137. Type-locality: Atitlán, Guatemala.
 1887 Leptognathus (Tropidodipsas) Bernoullii Müller, Verh. Naturforsch. Ges. Basel, 8: 272, pl. 1, fig. 3. Type-locality: Chitalón, Guatemala.
 1943 Tropidodipsas sartorii annulatus—Smith, Proc. U.S. Nat. Mus., 93: 495.

Distribution: Low and moderate elevations of Pacific slope of Chiapas, Mexico, and Guatemala.

TROPIDOPHIS Bibron

- 1840 Tropidophis Bibron, in de la Sagra, Hist. Fis. Pol. Nat. Cuba, Spanish Ed., 8: pl. 23, also vol. 4, 1843: 125. Type-species: Boa melanura Schlegel.
 1840 Leionotus Bibron, in de la Sagra, Hist. Fis. Pol. Nat. Cuba, Spanish Ed., 8: pl. 24, also vol. 4, 1843: 125. Type-species: Leionotus maculatus Bibron.
 1842 Ungalia Gray, Zool. Misc., 1842: 46. Type-species: Boa melanura Schlegel.
 1843 Erycopsis Fitzinger, Systema Reptilium: 27. Type-species: Boa melanura Schlegel.
 1856 Nothophis Hallowell, Proc. Acad. Nat. Sci. Phila., 1856: 156. Type-species: Nothophis bicarinatus Hallowell.
 1868 Ungualia Cope (invalid emendation of Ungalia Gray), Proc. Acad. Nat. Sci. Phila., 1868: 128.

Distribution: West Indies; Ecuador, Peru, and Brazil.

Content: Fifteen species, all but three of which are extralimital, according to latest summary by Stimson, Das Tierreich, 89, 1969, 32.

Key to the species

Clave de especies

- | | |
|--|---|
| 1. Dorsal scales smooth-----2 | 1. Escamas dorsales lisas-----2 |
| Dorsal scales keeled----- <u>taczanowskyi</u> | Escamas dorsales carenadas----- <u>taczanowskyi</u> |
| 2. Scale rows at midbody 23; ventrals 200----- | 2. Escamas al medio del cuerpo en 23 filas; ven- |
| ----- <u>battersbyi</u> | trales 200----- <u>battersbyi</u> |
| Scale rows at midbody 21; ventrals 178----- | Escamas al medio del cuerpo en 21 filas; ven- |
| ----- <u>paucisquamis</u> | trales 178----- <u>paucisquamis</u> |

TROPIDOPHIS BATTERSBYI Laurent

- 1949 Tropidophis battersbyi Laurent, Bull. Inst. Roy. Sci. Nat. Belg., 25(9): 6, figs. 10-12. Type-locality: Ecuador.

Distribution: Known only from holotype, which has no definite locality data.

TROPIDOPHIS PAUCISQUAMIS (Müller)

- 1901 Ungalia paucisquamis Müller, in Schenkel, Verh. Naturforsch. Ges. Basel, 13: 154. Type-locality: Tropical America.
 1901 Ungalia brasiliensis Andersson, Bihang Till K. Svenska Vet.-Akad. Handlingar, 27(4, No. 5): 4, pl. 1, fig. 1. Type-locality: Brazil.

Distribution: Espirito Santo, Rio de Janeiro and São Paulo, Brazil, Northeastern Peru.

TROPIDOPHIS TACZANOWSKYI (Steindachner)

- 1880 Ungalia taczanowskyi Steindachner, Sitz. Math.-Naturwiss. Kl. Akad. Wiss. Wien, 80 (2): 522, 1 pl. Type-locality: Tambillo, Peru.
 1928 Tropidophis taczanowskyi Stull, Occ. Pap. Mus. Zool. Univ. Mich., 195: 21.

Distribution: Peru and Ecuador; Brazil?

TYPHLOPHIS Fitzinger

- 1843 Typhlophis Fitzinger, Systema Reptilium: 24. Type-species: Typhlops squamosus Schlegel.
1844 Cephalolepis Duméril and Bibron, Erp. Gén., 6: 314. Type-species: Cephalolepis leucocephalus
Duméril and Bibron.

Distribution: As for single known species.

Content: One species.

TYPHLOPHIS SQUAMOSUS (Schlegel)

- 1839 Typhlops squamosus Schlegel, Abbildungen . . . Amphibien, text: 36; Abbild.: pl. 32, figs. 9-12.
Type-locality: Cayenne.
1844 Cephalolepis leucocephalus Duméril and Bibron, Erp. Gén., 6: 315. Type-locality: French Guiana.
1843 Typhlophis squamosus—Fitzinger, Systema Reptilium: 24.
1893 Typhlophis squamosus—Boulenger, Cat. Sn. Brit. Mus., 1: 57.

Distribution: Trinidad; Atlantic coast of South America from Guianas to Grão Pará, Brazil.

TYPHLOPS Opperl

- 1811 Typhlops Opperl, Ordnungen, Familien und Gattungen der Reptilien: 54. Type-species: Anguis lumbricalis Linnaeus.
- 1815 Typhlops Rafinesque (emendation of Typhlops Opperl), Analyse de la Nature: 78.
- 1830 Typhlina Wagler, Nat. Syst. Amphib.: 196. Type-species: Acontias lineatus Reinwardt = Typhlops lineatus Boie.
- 1843 Gerrhopilus Fitzinger, Systema Reptilium: 24. Type-species: Typhlops ater Schlegel.
- 1843 Aspidorhynchus Fitzinger, Systema Reptilium: 24. Type-species: Typhlops eschrichtii Schlegel = Acontias punctatus Leach.
- 1843 Pseudotyphlops Fitzinger, Systema Reptilium: 24. Type-species: Typhlops polygrammicus Schlegel.
- 1843 Rhamphotyphlops Fitzinger, Systema Reptilium: 24. Type-species: Typhlops multilineatus Schlegel.
- 1843 Rhinotyphlops Fitzinger, Systema Reptilium: 24. Type-species: Typhlops lalandii Schlegel.
- 1844 Pilidion Duméril and Bibron, Erp. Gén., 6: 257. Type-species: Pilidion lineatum Duméril and Bibron.
- 1844 Ophthalmidion Duméril and Bibron, Erp. Gén., 6: 262. Type-species: Ophthalmidion longissimum Duméril and Bibron.
- 1844 Cathetorhinus Duméril and Bibron, Erp. Gén., 6: 268. Type-species: Cathetorhinus melanocephalus Duméril and Bibron.
- 1844 Onychocephalus Duméril and Bibron, Erp. Gén., 6: 272. Type-species: Typhlops lalandii Schlegel.
- 1845 Anilios Gray, Cat. Liz. Brit. Mus.: 135. Type-species: Anilios leachii Gray = Anguis lumbricalis Linnaeus.
- 1845 Onychophis Gray, Cat. Liz. Brit. Mus.: 132. Type-species: Onychophis franklinii Gray = Typhlops lalandii Schlegel.
- 1845 Typhlinalis Gray (substitute name for Typhlina Wagler), Cat. Liz. Brit. Mus.: 134.
- 1845 Argyrophis Gray, Cat. Liz. Brit. Mus.: 136. Type-species: Argyrophis bicolor Gray = Typhlops nigroalbus Duméril and Bibron.
- 1845 Meditoria Gray, Cat. Liz. Brit. Mus.: 139. Type-species: Meditoria nasuta Gray = Anguis lumbricalis Linnaeus.
- 1846 Typhlops Gisl (emendation of Typhlops Opperl), Naturgeschichte des Thierreichs: xi.
- 1861 Diaphorotyphlops Jan, Arch. Zool. Anat. Fis., 1: 185. Type-species: Diaphorolepis disparilis Jan.
- 1869 Letheobia Cope, Proc. Acad. Nat. Sci. Phila., 1868: 322. Type-species: Letheobia pallida Cope.
- 1881 Gryptotyphlops Peters, Sitz. Ges. Naturforsch. Freunde Berlin, 1881: 70. Type-species: Onychocephalus acutus Duméril and Bibron.

Distribution: World-wide, in tropical and subtropical regions.

Content: Probably somewhat more than 200 species, of which all but eight are extralimital.

Key to the species

Clave de especies

- | | |
|---|---|
| 1. Preocular present; fewer than 26 scale rows---2
No preocular; 26-28 scale rows----- <u>unilineatus</u> | 1. Preocular presente; menos de 26 filas de escamas-----2
Sin preocular; 26-28 filas de escamas----- <u>unilineatus</u> |
| 2. Scale rows 20-----3
Scale rows 18----- <u>tenuis</u> | 2. Con 20 filas de escamas-----3
Con 18 filas de escamas----- <u>tenuis</u> |
| 3. Preocular in contact with upper labials two and three-----4
Preocular in contact with upper labial three only----- <u>lumbricalis</u> | 3. Preocular en contacto con segunda y tercera supralabial-----4
Preocular en contacto con sólo la tercera supralabial----- <u>lumbricalis</u> |
| 4. Nasal suture complete, contacts rostral-----5
Nasal suture incomplete, not in contact with rostral----- <u>reticulatus</u> | 4. Sutura nasal completa que contacta con rostral-----5
Sutura nasal incompleta que no contacta con rostral----- <u>reticulatus</u> |
| 5. More than 355 middorsal scales-----6
Fewer than 355 middorsal scales-----7 | 5. Más de 355 escamas mediodorsales-----6
Menos de 355 escamas mediodorsales-----7 |

6. Color with rows of brown dots on yellow background; third and fourth upper labials similar in size and shape, both higher than long; eye situated under ocular-preocular suture-----trinitatus
Color dull brown with irregular black spots; fourth labial large, much higher than long, extends up to posterior margin of ocular; eye not situated under ocular-preocular suture-----costaricensis
6. Color de fondo amarillo con filas de puntos pardos; tercera y cuarta supralabial de similar forma y tamaño, ambas más altas que largas; ojo situado bajo la sutura óculo-preocular-----trinitatus
Color de fondo pardo apagado con manchas negras irregulares; cuarta labial grande, más alta que larga, que se extiende por encima del margen posterior de la ocular; ojo no situado bajo la sutura óculo-preocular-----costaricensis
7. Middorsal scales 347-----stadelmani
Middorsal scales 289-332-----lehneri
7. Con 347 escamas mediodorsales-----stadelmani
Con 289-332 escamas mediodorsales-----lehneri

TYPHLOPS COSTARICENSIS Jiménez and Savage

1962 Typhlops costaricensis Jiménez and Savage, Rev. Biol. Trop., Costa Rica, 10: 199. Type-locality: Monteverde, Sierra de Tilarán, Provincia de Puntarenas, Costa Rica, 1500 m.

Distribution: Costa Rica.

TYPHLOPS LEHNERI Roux

1926 I. [typhlops] lehneri Roux, Rev. Suisse Zool., 33: 298. Type-locality: El Pozón, Estado Falcón, Venezuela.

1966 Typhlops lehneri—Roze, Los Ofidios de Venezuela: 35.

Distribution: Estado Falcón, Venezuela.

TYPHLOPS LUMBRICALIS (Linnaeus)

1766 Anguis lumbricalis Linnaeus, Systema Naturae, Ed. 12: 391. Type-locality: America.

1811 Typhl. [ops] lumbricalis—Oppel, Ordnungen, Familien, und Gattungen der Reptilien: 55.

1840 Typhlops cubae Bibron, in de la Sagra, Historia . . . de Cuba, 4, Rept.: 122, pl. 22. Type-locality: Cuba.

1845 Anilius leachii Gray, Cat. Liz. Brit. Mus.: 135. Type-locality: None given.

1904 Typhlops lumbricalis—Stejneger, Ann. Rept. U.S. Nat. Mus., 1902: 684, figs. 141-144.

1959 Typhlops silus Legler, Herpetologica, 15: 105, fig. 1. Type-locality: Banes, Provincia Oriente, Cuba.

Distribution: Cuba, Hispaniola, Bahamas; introduced into Guyana and Florida.

TYPHLOPS RETICULATUS (Linnaeus)

1766 Anguis reticulata Linnaeus, Systema Naturae, Ed. 12: 391. Type-locality: America.

1782 Anguis rostralis Weigel, Schrift. Berlin. Ges. Naturforsch. Freunde, 3: 193. Type-locality: Surinam.

1788 Anguis nasutus Gmelin, Systema Naturae, Ed. 13: 1120. Type-locality: Unknown.

1801 Anguis crocotatus Schneider, Hist. Amphib., 2: 340. Type-locality: None given.

1802 Anguis rostratus Daudin (in error for Anguis rostralis Weigel), Hist. Nat. Rept., 7: 316.

1844 Typhlops reticulatus—Duméril and Bibron, Erp. Gén., 6: 282, pl. 60.

1851 O. [phthalamidion] Crassum Duméril, Cat. Méth. Coll. Rept. Paris Mus.: 202. Type-locality: Unknown.

1864 Typhlops reticulatus troscheli Jan, Icon. Gén. Ophidiens, Livr. 4: pl. 6, fig. c. Type-locality: None given.

1864 Typhlops reticulatus nigrolactea Jan, Icon. Gén. Ophidiens, Livr. 4: pl. 6, fig. d. Type-locality: None given.

1946 Typhlops reticulatus—Beebe, Zoologica, 31: 15, pl. 1, figs. 2-3.

Distribution: Tropical South America east of Andes.

TYPHLOPS

TYPHLOPS STADELMANI Schmidt

1936 Typhlops stadelmani Schmidt, Proc. Biol. Soc. Washington, 49: 48. Type-locality: Subirana Valley, Yoro, Honduras, 2800 ft.

Distribution: Honduras.

TYPHLOPS TENUIS Salvin

1860 Typhlops tenuis Salvin, Proc. Zool. Soc. London, 1860: 454. Type-locality: Cobán, Guatemala.

1867 Typhlops basimaculatus Cope, Proc. Acad. Nat. Sci. Phila., 1866: 320. Type-locality: Córdoba and Orizaba, Veracruz, Mexico.

1869 Typhlops perditus Peters, Monats. Akad. Wiss. Berlin, 1869: 435. Type-locality: Orizaba, Veracruz, Mexico.

1885 Typhlops (praelongus n. sp.?) Müller, Verh. Naturforsch. Ges. Basel, 7: 674. Type-locality: Córdoba, Veracruz, Mexico.

1893 Typhlops tenuis—Boulenger, Cat. Sn. Brit. Mus., 1: 28.

Distribution: Moderate elevations in Alta Verapaz, Guatemala; Gulf area of Mexico.

TYPHLOPS TRINITATUS Richmond

1965 Typhlops trinitatus Richmond, Proc. Biol. Soc. Washington, 78: 121, fig. 1. Type-locality: Arima Road, 3 mi above Simla, Trinidad.

Distribution: Known only from Trinidad.

TYPHLOPS UNILINEATUS (Duméril and Bibron)

1844 Onychocephalus unilineatus Duméril and Bibron, Erp. Gén., 6: 278. Type-locality: Cayenne.

1863 I. [typhlops] (Onychocephalus) unilineatus—Jan, Elenco Sistema Ofidi: 13.

1893 Typhlops unilineatus—Boulenger, Cat. Sn. Brit. Mus., 1: 15.

Distribution: Surinam.

UMBRIVAGA Roze

1964 Umbrivaga Roze, Senckenbergiana Biol., 45: 533. Type-species: Umbrivaga mertensi Roze.

Distribution: As for single known species.

Content: One species.

UMBRIVAGA MERTENSI Roze

1964 Umbrivaga mertensi Roze, Senckenbergiana Biol., 45: 536. Type-locality: Parque Nacional Henri Pittier (Rancho Grande) Estado de Aragua, Venezuela.

Distribution: Known only from type-locality.

UNGALIOPHIS Müller

- 1882 Ungaliophis Müller, Verh. Naturforsch. Ges. Basel, 7: 142. Type-species: Ungaliophis continentalis Müller (an earlier description of this genus appears as an unknown genus of the Peropodes, i.e., boids, in Müller, loc. cit., 6, 1878, 652, pl. 1).
 1882 Peropodum Bocourt, Miss. Sci. Mex., Rept., 1882: 522. Type-species: Peropodum guatemalensis Bocourt (based on Müller's 1878 description, loc. cit.).

Distribution: Mexico to Colombia.

Content: Two species, according to most recent revision, by Bogert, Amer. Mus. Novitates, 2340, 1968, 1-26, figs.

Key to the species

Clave de especies

- | | |
|---|--|
| 1. Scale rows at midbody fewer than 25--- <u>panamensis</u>
Scale rows at midbody 25----- <u>continentalis</u> | 1. Menos de 25 filas en el medio del cuerpo-----
----- <u>panamensis</u>
Filas en el medio del cuerpo 25--- <u>continentalis</u> |
|---|--|

UNGALIOPHIS CONTINENTALIS Müller

- 1882 Ungaliophis continentalis Müller, Verh. Naturforsch. Ges. Basel, 7: 142. (An earlier description appeared as "Nov. gen. Boid. Affin. Ungal[ia]. Spec. guatemalensis;" name was used by Müller, loc. cit., 6, 1878, 591; full description, Müller, loc. cit., 1878, 652, pl. 1). Type-locality: Retalhulú, Guatemala.
 1882 Peropodum guatemalensis Bocourt, Miss. Sci. Mex., Rept., 1882: 523, pl. 31, figs. 5-5b (based on Müller's 1878 description, loc. cit.).
 1968 Ungaliophis continentalis—Bogert, Amer. Mus. Novitates, 2340: 14, figs. 2, 5, and 8.

Distribution: Low elevations from eastern Chiapas, Mexico, to Guatemala and Honduras along Pacific slopes.

UNGALIOPHIS PANAMENSIS Schmidt

- 1933 Ungaliophis panamensis Schmidt, Smithsonian Misc. Coll., 89 (1): 12. Type-locality: Cerro Brujo, Panama.
 1940 Ungaliophis danieli Prado, Mem. Inst. Butantan, 14: 35, 4 figs., 1 col. (p. 41). Type-locality: Andes, southeast of Antioquía, Colombia.
 1968 Ungaliophis panamensis—Bogert, Amer. Mus. Novitates, 2340: 14, figs. 1, 3-4, and 7.

Distribution: Nicaragua, Panama, and Colombia.

UROMACERINA Amaral

1929 Uromacerina Amaral, Mem. Inst. Butantan, 4: 18. Type-species: Uromacer ricardinii Peracca.

Distribution: Estado de São Paulo, Brazil.

Content: One species.

UROMACERINA RICARDINII (Peracca)

1897 Uromacer Ricardinii Peracca, Boll. Mus. Zool. Anat. Comp. Torino, 12 (282): 1, fig. Type-locality: São Paulo, Brazil.

1929 [Uromacerina] ricardinii—Amaral, Mem. Inst. Butantan, 4: 18

Distribution: Estado de São Paulo, Brazil.

XENOBOA Hoge

1953 Xenoboa Hoge, Mem. Inst. Butantan, 25 (1): 27. Type-species: Xenoboa cropanii Hoge.

Distribution: Same as given below for single known species.

Content: One species.

XENOBOA CROPANII Hoge

1953 Xenoboa cropanii Hoge, Mem. Inst. Butantan, 25 (1): 27, figs. 1-5, col. pl. Type-locality: Miracato, State of São Paulo, Brazil.

Distribution: Known only from type locality and Pedro de Toledo, Estado de São Paulo, Brazil.

XENODON Boie

- 1824 Ophis Wagler (preoccupied by Ophis Turton, 1807), in Spix, Sp. Nov. Serp. Bras.: 47. Type-species: Ophis Merremii Wagler.
 1827 Xenodon Boie, in Schlegel, Isis von Oken, 20: 293. Type-species: Coluber severus Linnaeus.
 1893 Acanthophallus Cope, Amer. Nat., 27: 482. Type-species: Xenodon colubrinus Günther.

Distribution: Mexico through Central America east of Andes in South America to Argentina (see comment).

Content: Seven species.

Comment: Eiselt, Ann. Naturhist. Mus. Wien, 66, 1963, 279, discussed the status of Procteria viridis Werner, 1924, and gave it the new name Xenodon weneri. The holotype was supposedly from Tsumeb, German Southwest Africa, but Eiselt questioned this, and indicated it was possibly from South America. It appears to be very similar to suspectus.

Key to the species

Clave de especies

- | | |
|---|--|
| 1. Maxillary teeth more than twelve, including those posterior to diastema-----2
Maxillary teeth 8-9, including those posterior to diastema----- <u>merremii</u> | 1. Dientes maxilares más de doce, incluyendo los posteriores al diastema-----2
Dientes maxilares 8-9, incluyendo los posteriores al diastema----- <u>merremii</u> |
| 2. Dorsal scales in 19 rows-----3
Dorsal scales in 21 rows-----6 | 2. Con 19 hileras de escamas dorsales-----3
Con 21 hileras de escamas dorsales-----6 |
| 3. Fewer than six labials in contact with first chinshield-----4
Six labials in contact with first chinshield----- <u>bertholdi</u> | 3. Menos de seis labiales en contacto con el primer geneal-----4
Seis labiales en contacto con el primer geneal----- <u>bertholdi</u> |
| 4. Anal plate entire-----5
Anal plate divided----- <u>guentheri</u> | 4. Placa anal entera-----5
Placa anal dividida----- <u>guentheri</u> |
| 5. Single black spot, bifurcated posteriorly on dorsum of head; tail 1/6 of total length----- <u>rabdocephalus</u>
Dorsum of head with black spotting; tail 1/10 of total length----- <u>suspectus</u> | 5. Sobre el casquete cefálico, una mancha negra bifurcada posteriormente; cola equivalente a 1/6 de la longitud total----- <u>rabdocephalus</u>
Sobre el casquete cefálico manchas negras; cola equivalente a 1/10 de la longitud total----- <u>suspectus</u> |
| 6. Caudals fewer than 42----- <u>severus</u>
Caudals more than 42----- <u>neuwiedii</u> | 6. Caudales menos de 42----- <u>severus</u>
Caudales más de 42----- <u>neuwiedii</u> |

XENODON BERTHOLDI Jan

- 1863 X. [enodon] Bertholdi Jan, Arch. Zool. Anat. Fis., 2: 318. Type-locality: Mexico, probably in error.
 1951 Xenodon bertholdi—Taylor, Univ. Kansas Sci. Bull., 34: 69.

Distribution: Costa Rica.

XENODON GUENTHERI Boulenger

- 1894 Xenodon guentheri Boulenger, Cat. Sn. Brit. Mus., 2: 147, pl. 7, fig. 1. Type-locality: Lagos, Santa Catarina, Brazil.

Distribution: Southern Brazil.

XENODON

XENODON MERREMII (Wagler)

- 1824 Ophis Merremii Wagler, in Spix, Sp. Nov. Serp. Bras.: 47, pl. 17. Type-locality: Bahia, Brazil.
 1826 X.[enodon] merremii—Fitzinger, Neue Classification der Reptilien: 57.
 ?1827 [Xenodon ocellatus] Boie, Isis von Oken, 20: 541. Type-locality: Brazil.
 ?1827 [Xenodon aeneus] Boie, Isis von Oken, 20: 541. Type-locality: Surinam.
 1863 Xenodon irregularis Günther, Ann. Mag. Nat. Hist., (3) 12: 354, pl. 5, fig. D. Type-locality: Pará, Brazil.
 1906 Trigonocephalus flavescens Bacqué, Rev. Mus. La Plata, 12: 114, fig. 1. Type-locality: Asunción, Paraguay.
 1906 Trigonocephalus alternatus binocularis Bacqué, Rev. Mus. La Plata, 12: 115, fig. 2. Type-locality: Asunción, Paraguay.

Distribution: Guianas, Brazil, Bolivia, Paraguay, central and northern Argentina.

XENODON NEUWIEDII (Günther)

- 1863 Xenodon Neuwiedii Günther, Ann. Mag. Nat. Hist., (3) 12: 354, pl. 5, fig. C. Type-locality: Rio de Janeiro, Brazil.
 1868 Xenodon neovidii Cope (emendation of neuwiedii Günther), Proc. Acad. Nat. Sci. Phila., 1868: 133.
 1922 Xenodon hemileucurus Lutz and Mello, Folha Medica, 3 (1920): 98. Type-locality: S. Simão do Manhassú, Minas Gerais, Brazil.

Distribution: Central and southern Brazil, Paraguay, northern Argentina.

XENODON RABDOCEPHALUS (Wied)

- 1824 C.[oluber] rabdocephalus Wied, Isis von Oken, 6: 668. Type-locality: Brazil, stated further as Bahia, Brazil by Wied, Beiträge zur Naturgeschichte von Brasilien, 1, 1825, 356.
 1826 X.[enodon] rabdocephalus—Fitzinger, Neue Classification der Reptilien: 57.

Distribution: Guerrero and Veracruz, Mexico through Central and South America to Bolivia.

Content: Two subspecies.

Key to the subspecies

Clave de subspecies

- | | |
|--|--|
| 1. Ventrals 124-133----- <u>mexicanus</u> | 1. Ventrals 124-133----- <u>mexicanus</u> |
| Ventrals 141-153----- <u>rabdocephalus</u> | Ventrals 141-153----- <u>rabdocephalus</u> |

Xenodon rabdocephalus rabdocephalus (Wied)

- 1837 X.[enodon] rhabdocephalus Schlegel (emendation of rabdocephalus Wied), Essai Physion. Serpens, 2: 87, pl. 3, figs. 6-7.
 1858 Xenodon colubrinus Günther, Cat. Sn. Brit. Mus.: 55. Type-locality: Pará, Brazil.
 1864 Xenodon angustirostris Peters, Monats. Akad. Wiss. Berlin, 1864: 390. Type-locality: Veragua, Panama.
 1885 Xenodon bipraeoculis Cope, Proc. Amer. Phil. Soc., 23: 95. Type-locality: Río Mamoré, Bolivia.
 1941 [Xenodon rabdocephalus rabdocephalus]—Schmidt (by inference), Zool. Ser. Field Mus. Nat. Hist., 22: 501.

Distribution: Nicaragua(?) through Central America to Colombia, Ecuador, Brazil and Bolivia.

Xenodon rabdocephalus mexicanus Smith

- 1940 Xenodon mexicanus Smith, Proc. Biol. Soc. Washington, 53: 57. Type-locality: Piedras Negras, Guatemala.
 1941 Xenodon rabdocephalus mexicanus—Schmidt, Zool. Ser. Field Mus. Nat. Hist., 22: 501.

Distribution: Low and moderate elevations from Guerrero, Mexico, on Pacific and Veracruz, Mexico, on Caribbean south through Guatemala.

XENODON SEVERUS (Linnaeus)

- 1758 Coluber severus Linnaeus, Systema Naturae, Ed. 10: 219. Type-locality: "Asia"; restricted to South America by Günther, Ann. Mag. Nat. Hist., (3) 12, 1863, 353.
- 1802 Coluber breviceps Shaw, Gen. Zool., Amphib., 3 (2): 430. Type-locality: Ceylon and Brazil.
- 1820 [Coluber (Natrix)] versicolor Merrem, Tentamen Systematis Amphibiorum: 95. Type-locality: Brazil.
- 1824 C. [oluber] saurocephalus Wied, Isis von Oken, 6: 668. Type-locality: Brazil; stated more fully as Rio Ilhéus, Brazil, by Wied, Beiträge zur naturgeschichte von Brasilien, 1, 1825, 367.
- 1826 X. [enodon] severus—Fitzinger, Neue Classification der Reptilien: 57.

Distribution: Amazonian South America.

XENODON SUSPECTUS Cope

- 1868 Xenodon suspectus Cope, Proc. Acad. Nat. Sci. Phila., 1868: 133. Type-locality: Lago Jose Assu, Brazil.

Distribution: Eastern Peru.

XENOPHOLIS Peters

- 1869 Xenopholis Peters, Monats. Akad. Wiss. Berlin, 1869: 440. Type-species: Xenopholis Braconnieri Peters.
1874 Gerrhosteus Cope, Proc. Acad. Nat. Sci. Phila., 1874: 71. Type-species: Gerrhosteus prosopis Cope.
1925 Sympeltophis Werner, Sitz. Math-Naturwiss. Kl. Akad. Wiss. Wien, Abt. 1, 134: 52, fig. 1.
Type-species: Sympeltophis ungalioides Werner.

Distribution: As for single known species.

Content: One species.

XENOPHOLIS SCALARIS (Wucherer)

- 1861 Elapomorphus scalaris Wucherer, Proc. Zool. Soc. London, 1861: 325. Type-locality: Cañavieras, Matta de São João, a few leagues south of Bahia, Brazil.
1869 Xenopholis Braconnieri Peters, Monats. Akad. Wiss. Berlin, 1869: 441, pl., fig. 3.
Type-locality: none given.
1874 Gerrhosteus prosopis Cope, Proc. Acad. Nat. Sci. Phila., 1874: 71. Type-locality: Nautá, Peru.
1925 Sympeltophis ungalioides Werner, Sitz. Math-Naturwiss. Kl. Akad. Wiss. Wien, Abt. 1, 134: 52, fig. 1. Type-locality: Central Brazil.

Distribution: Amazonian Bolivia, Peru, Ecuador, and Brazil.

APOROPHIS CRUCIFER Ahl

1925 Aporophis crucifer Ahl, Zool. Anz., 63: 271. Type-locality: Either Buea, Cameroons or Paramaribo, Surinam.

Distribution: Unknown.

Comment: Werner, Zool. Jahrb., Abt. für Syst., 57, 1929, 114, assigned this to Lygophis, and stated that, although the locality for the type was uncertain, it was impossible for it to be Buea, Cameroons. He does not elaborate on this statement. The holotype will have to be re-examined for proper generic placement of the taxon.

ATRACTUS TRIHEDRURUS Amaral

1926 Atractus trihedrurus Amaral, Arch. Mus. Nac. Brazil, 26: 11, pl. 2, figs. 1-4. Type-locality: Southern Brazil.

Distribution: Known only from type specimen.

Comment: Savage, Misc. Publ. Mus. Zool. Univ. Mich., 112, 1960, 31, indicated that this was probably not an Atractus, but that its generic status must be regarded as uncertain until the holotype can be re-examined.

ATRACTUS VITIATUS Boulenger

1894 Atractus vittatus Boulenger, Cat. Sn. Brit. Mus., 2: 304, pl. 15, fig. 2. Type-locality: Caracas, Venezuela.

Distribution: Known only from type locality.

Comment: Savage, Misc. Publ. Mus. Zool. Univ. Mich., 112, 1960, 31, pointed out that the characters exhibited by the holotype and only known specimen did not permit its inclusion in Atractus, and suggested it might be a Geophis. Downs, Misc. Publ. Mus. Zool. Univ. Mich., 131, 1967, did not mention the species at all in his review and clearly did not consider it a valid taxon within the genus Geophis.

CALAMARIA FAVAE Filippi

1840 Calamaria favae Filippi, Catalogo Ragionato e Descrittivo...Serpenti del Museo dell' I. R. Università de Pavia, Bibliot. Ital., 99: 16. Type-locality: Unknown.

1854 Rabdosoma longicaudatum Duméril, Bibron and Duméril, Erp. Gén., 7: 106. Type-locality: Java.

Distribution: Unknown.

Comment: This taxon was called Atractus favae by Boulenger, Cat. Sn. Brit. Mus., 2, 1894, 313, and its distribution was given by Boulenger as "Brazil?" It is not mentioned by Inger and Marx in their recent revision of Calamaria, and it has not been included in any recent works on Javan species. Savage, Misc. Publ. Mus. Zool. Univ. Mich., 112, 1960, regarded it as a nomen dubium and did not include it in his list of species of the genus Atractus. Recent authors on Brazilian species have not mentioned it.

COCHLIOPHAGUS ISOLEPIS Müller

1924 Cochliophagus isolepis Müller, Mitt. Zool. Mus. Berlin, 11: 91. Type-locality: South America.

Distribution: Unknown.

Comment: This is clearly not a Dipsadine snake, although the genus Cochliophagus is a synonym of Sibynomorphus. We do not know where it properly belongs.

INCERTAE SEDIS

DIPSAS INFRENALIS Rosén

1905 Dipsas infrenalis Rosén, Ann. Mag. Nat. Hist., (7) 15: 180. Type-locality: None given.
 1960 Dipsas infrenalis—Peters, Misc. Publ. Mus. Zool. Univ. Mich., 114: 214.

Distribution: Unknown.

Comment: Listed as incertae sedis by Peters, loc. cit.

DIPSAS SUBAEQUALIS Fischer

1880 Dipsas subaequalis Fischer, Arch. für Naturg., 46: 224, pl. 9, figs. 18-21. Type-locality: Unknown.

Distribution: Unknown.

Comment: Boulenger, Cat. Sn. Brit. Mus., 3, 1896, 88, suggested that this might be an Imantodes, but the coloration as described is so different from any other species in that genus that this seems a most improbable generic assignment.

DROMICUS AMAZONICUS Dunn

1922 Dromicus amazonicus Dunn, Proc. Biol. Soc. Washington, 35: 219. Type-locality: Santarem, Brazil.

Distribution: Known only from type locality.

Comment: The generic assignment of this species is very questionable. The holotype must be re-examined in the light of recent interpretations of generic lines.

ERYTHROLAMPRUS MENTALIS Werner

1909 Erythrolamprus mentalis Werner, Mitt. Naturhist. Mus. Hamburg, 26: 238. Type-locality: Guatemala.

Distribution: Unknown. Stuart does not mention the species in his Guatemalan checklist (1963).

Comment: This taxon has been placed in Coniophanes by various authors and in Rhadinaea by Bailey, Pap. Mich. Acad. Sci., Arts, Letters, 24, 1938 (1939), 5, but all such actions have been tentative, awaiting re-examination of the type. This specimen was destroyed during World War II, and the taxon may never be properly allocated.

HELICOPS LEPRIEURII MOESTA Jan

1865 [Helicops Leprieurii] var. moesta Jan, Arch. Zool. Anat. Fis., 3: 253. Type-locality: None Given.

Distribution: Unknown.

Comment: Boulenger, Cat. Sn. Brit. Mus., 1, 1893, 277, tentatively synonymized this variety with Helicops modestus, but this cannot be determined without question from Jan's description. The type, which has not yet been located, must be re-examined for proper allocation of the taxon.

HERPETODRYAS ANNECTENS Werner

1924 Herpetodryas annectens Werner, Sitz. Math.-Naturwiss. Kl. Akad. Wiss. Wien, Abt. 1, 193: 33.
 Type-locality: Presumed to be Brazil by Werner, since it was in bottle with two other snakes from that country.

Distribution: Unknown.

Comment: Amaral, Mem. Inst. Butantan, 4, 1929, 14, stated that this was not Brazilian, not neotropical, and wrong in the generic assignment. Amaral did not attempt to assign it elsewhere.

LEPTOGNATHUS ANDREI Sauvage

- 1884 Leptognathus Andrei Sauvage, Bull. Soc. Philom. Paris, (7) 8: 146. Type-locality: New Grenada.
 1960 Leptognathus andrei—Peters, Misc. Publ. Mus. Zool. Univ. Mich., 114: 212.

Distribution: known only from locality given for holotype.

Comment: Placed in incertae sedis in the Dipsadinae by Peters, loc. cit.

LEPTOGNATHUS BREVIS Duméril, Bibron and Duméril

- 1854 Leptognathus brevis Duméril, Bibron and Duméril, Erp. Gén., 7: 476. Type-locality: Mexico.
 1960 Leptognathus brevis—Peters, Misc. Publ. Mus. Zool. Univ. Mich., 114: 212.

Distribution: Unknown, except for vague type locality given by Duméril, Bibron and Duméril.

Comment: This taxon may be synonymous with Sibon nebulata nebulata, according to Peters, Beitr. Neotrop. Fauna, 4, 1964, 49.

THANATOPHIS PATOQUILLA Posada Arango

- 1889 Thanatophis patoquilla Posada Arango, Bull. Soc. Zool. France, 14: 343. Type-locality: Provincia de Medellín, Colombia.

Distribution: Known only from type locality.

Comment: This taxon is not mentioned in Boulenger, Cat. Sn. Brit. Mus., 3, 1896, or in Hoge, Mem. Inst. Butantan, 32, 1965 (1966), in their reviews of viperid snakes. We presume it belongs to Bothrops, but we are unsure of this. Blanchard, Bull. Soc. Zool. France, 1889, 347, suggested it may be a synonym of Bothrops nigroviridis (Peters).

UROTHECA WILLIAMSII Roze

- 1958 Urotheca williamsii Roze, Breviora, Mus. Comp. Zool., 88: 1. Type-locality: El Junquito, Distrito Federal, Venezuela.

Distribution: Central part of Cordillera de la Costa, Venezuela.

Comment: Roze used Urotheca rather than Rhadinaea for this generic taxon, and presumably the species should be transferred to Rhadinaea here. Creation of this new taxonomic arrangement should await completion of review of Rhadinaea by C. W. Myers, and we do not make it here. It is not appropriate to Urotheca unless one considers it congeneric with Rhadinaea, which we do not do here.

ZAMENIS ARGENTINUS Bréthes

- 1917 Zamenis argentinus Bréthes, Rev. Soc. Argentina Cien. Nat. Hist., 3: 93, fig. Type-locality: Argentina.

Distribution: Uncertain.

Comment: We have not seen this description, and the data presented are unverified. Werner, Sitz. Math.-Naturwiss. Kl. Akad. Wiss. Wien, Abt. 1, 133, 1924, 34, suggested that the taxon belonged in the genus Philodryas, but gives no reasons for this suggestion.

- NUMBERS
- 4-dricarinatus,
Erpetodryas 61
- 5-lineatus
Coluber 105
- A
- abnorma
Coronella formosa 138
Lampropeltis triangulum
138
- aboma
Boa 107
- Acanthocalyx 65
- Acanthophallus 323
- accedens
Elapomorphus 105
- achrochordus
Bothrops 136
- Acontias 17
- acuminatus
Coluber 227
- acutirostris
Geophis 120
- Adelphicos 15
- Aechmophrys 74
- aeneus
Dryinus 227
Oxybelis 227
Xenodon 324
- aequalis
Pliocercus 251
Pliocercus euryzonus 251
- aequicinctus
Elaps 213
- aequifasciata
Oxyrhopus doliatus 234
- aeruginosus
Leptopis 164
- aesculapii
Coluber 110
Erythrolamprus 110
Erythrolamprus aescu-
lapii 111
- aestivus
Dryophylax 241
Herpetodryas 80
Philodryas 241
Philodryas aestivus 241
- affine
Stenostoma 167
- affinis
Bothrops 44, 53
Bothrops nummifer 53
Dromicus 263
Herpetodryas 163
Leptodeira 155
Leptotyphlops 167
Nothopsis 225
Philodryas 245
Rhadinaea 263
Tachymenis 289
- agassizi
Helicops 306
- agassizii
Eiremis 252
Pseudablades
- agilis
Coluber 110
- Agkishodon 17
- Agkistrodon 17
- aglaeope
Elaps 205
Micrurus diastema 205
- Agratomus 240
- Agriotes 283
- Ahaetulla 159
- ahaetulla
Coluber 160
Leptopis 160
Leptopis ahaetulla 161
- Ahoetula 159
- albadspersus
Leimadophis poecil-
gyrus 147
- albiceps
Liophis 176
Rhadinaea 176
Tantilla 293
- albicinctus
Micrurus 201
- albifrons
Dipsadomorus 85
Dipsas 85
Leptotyphlops 167
Stenostoma 167
- albimaculata
Pseudoboa 254
- albipuncta
Leptotyphlops 168
Stenostoma albifrons
168
- albirostris
Liotyphlops 182
Rhinotyphlops 182
- albiventris
Leimadophis 142
Liophis reginae 142
- alboarinatus
Bothrops 43
- albofuscus
Coluber 153
- albonuchalis
Scaphiodontophis 271
- albstulatus
Erythrolamprus 110
- allecto
Coluber 136
- Alleidophis 280
- alleni
Micrurus 201
Micrurus alleni 201
Micrurus nigrocinct-
us 201
- almada
Natrix 142
- almadensis
Leimadophis 142
Natrix 142
- altamontana
Rhadinaea 264
- alternans
Coluber 145
Leptognathus 86
- alternatus
Bothrops 43
- alternatus (cont.)
Coryphodon 194
Hydrophis (Pelamis)
bicolor 239
Mastigodryas melano-
loma 194
- alticola
Homalocranium 294
Tantilla 294
- alticolus
Bothrops 43
Liophis cobella 148
Opheomorphus 142
- altirostris
Elaps 209
Micrurus frontalis 209
- alvarezi
Epicrates cenchria 108
- amabilis
Dromicus 186
- amarali
Apostolepis 22
Boa constrictor 37
Constrictor constrictor
37
Dryadophis 191
Eudryas 191
Liophis 176
Mastigodryas 191
Rhinosimus 246
- Amastridium 18
- amazonicus
Dromicus 328
Leimadophis poecil-
gyrus 146
- ambiguus
Coluber 55
- ambiniger
Apostolepis 22
Rhynchonyx 22
- ambinigra
Apostolepis 22
- ambleocephala
Boa 73
- Amblymetopon 116
- ammodytes
Scytale 136
- ammodytoides
Bothrops 43
- amoenus
Enicognathus 185
Lygophis 185
- anacondo
Boa 115
- Ancistrodon 17
- ancoralis
Elaps marcgravi 202
Micrurus 202
Micrurus ancoralis 202
- andiana
Leptognathus 88
- andianus
Bothrops 43
- andicolus
Leimadophis 290
- andinus
Atractus 27
- andrei
Leptognathus 328
- andresensis
Coniophanes 66
- angulatus
Coluber 123
Helicops 123
- angulifer
Phrynonax 96
- angustilineatus
Dromicus 94
- angustirostris
Xenodon 324
- Anholodon 277
- Anileus 19
- Anilius 316
- Anilius 19
- anisolepis
Imantodes 134
- annectens
Bothrops lansbergii 48
Herpetodryas 328
Trimeresurus lans-
bergii 48
- annellatus
Elaps 202
Micrurus 202
Micrurus annellatus 202
Pliocercus 249
- annularis
Galedon 313
- annulata
Anguis 19
Boa annulata 71
Leptodeira 152
Leptodeira annulata 152
Sibon 274
Tantilla 294
- annulatum
Tropidoclonium 312
Xiphosoma 71
- annulatus
Coluber 152
Corallus 71
Corallus annulatus 72
Enicognathus 270
Geophis 313
Leptognathus 274
Scaphiodontophis 270
Scaphiodontophis ann-
ulatus 270
Tropidodipsas sartor-
ii 313
- annulifer
Boa 107
- anomala
Cloelia 93
Coronella 176
Coronella formosa 138
- Anomalepis 20
- anomalepis
Spilotes pullatus 284
Anomalolepis 20
- anomalepis
Pseuderyx plicatilis
255
- anomalus
Drepanodon 93
Elaps 213
Liophis 176
Micrurus 213

ANOM-BINO

- anomalus (cont.)
 Micrurus mipartitus 213
Anoplophallus 152
anops
 Helminthophis 182
 Liotyphlops 182
anthracinus
 Leptotyphlops 168
anthracops
 Leptognathus 274
 Sibon 274
antioquiensis
 Lygophis 185
 Micrurus 207
 Micrurus carinicaudus 207
 Micrurus dumerilii 207
 Rhadinaea 185
apiata
 Stenorhina degenhardtii
 286
apiatus
 Elaps 205
 Micrurus diastema 205
Aploaspis 74
Aporophis 185
Apostolepis 21
approximans
 Oipsas 153
Aproterodon 226
aquatica
 Boa 114
arabdotus
 Thamnophis 303
arangoi
 Atractus 27
araramboya
 Xiphosoma 72
arboreus
 Trigonocephalus (Bothrops)
 44
arenarius
 Philodryas 242
argenteus
 Coluber 227
 Oxybelis 227
argentinus
 Leptophis 163
 Philodryas 244
 Zamenis 329
argus
 Leptognathus 274
 Pseustes poecilonotus 258
 Sibon 274
 Spilotes 258
argusiformis
 Spilotes pullatus 284
Argyrogena 65
Argyrophis 316
armillata
 Tantilla 294
arnaldoi
 Chlorosoma 242
 Philodryas 242
articulata
 Dipsas 85
 Leptognathus 85
arubricus
 Pliocercus 249
ashmeadi
 Coluber 153
 Leptodeira annulata 153
asper
 Bothrops 43
 Trigonocephalus 43
aspera
 Natrix 123
Aspidorhynchus 316
aspinosus
 Anomalepis 20
assimilis
 Apostolepis 22
 Elapomorphus 22
 Helicops 124
 Psammophylax 291
 Tachymenis peruviana
 291
assisi
 Epicrates cenchria 108
Asthenognathus 273
astigmaticus
 Drepanodon 93
atahuallpae
 Leimadophis 143
 Liophis 143
ater
 Leptotyphlops 170
 Spilotes pullatus 283
 Leptotyphlops goudotii
 170
Atomarchus 302
Atomophis 240
atra
 Anguis 19
 Atractopsis 24
 Atractus 24
atrata
 Ninia 221
atratus
 Coluber 221
atriceps
 Phrynonax 258
atrocincta
 Calamaria 272
atrocinctus
 Coluber 110
 Scolecophis 272
atropurpureus
 Paroxyrhopus 238
atrox
 Bothrops 44
 Coluber 44
attenuata
 Tachymenis 289
 Tachymenis attenuata
 290
attenuatus
 Orepanodon 281
atypicus
 Leptognathus 278
audax
 Coluber 281
aurantiaca
 Boa 72
auratus
 Dryinus 227
auribundus
 Spilotes pullatus 284
aurifer
 Bothrops nigroviridis
 52
 Thamnocenchris 52
aurifera
 Bothrops nigroviridis
 52
auspex
 Constricto 37
australis
 Coronella 178
 Leptotyphlops 168
averyi
 Micrurus 203
 B
babaspul
 Micrurus nigrocinctus
 215
bachmanni
 Coronella 235
 Oxyrhopus rhombifer 235
badius
 Atractus 27
 Brachyorrhos 27
 Calamaria 27
bahiensis
 Bothrops neuwiedi 50
baileyi
 Clelia 234
 Erythrolamprus 112
bairdi
 Tantilla 294
bakeri
 Leptodeira 154
 Geophis 119
baliocoryphus
 Elaps 209
baligaster
 Helicops 124
balzani
 Atractus 27
 Elaps 203
 Micrurus 203
 Micrurus annellatus 203
barbouri
 Epicrates cenchria 108
 Eunectes 114
 Sibynomorphus 86
 Trimetopon 308
Barbourina 62
barnetti
 Bothrops 44
baroni
 Philodryas 242
bartholomewi
 Geophis 120
Bascanium 65
Bascanium 65
basimaculatus
 Typhlops 318
bassleri
 Hydrops triangularis 130
batesi
 Elaps 211
batesii
 Chrysenis 72
battersbyi
 Tropidophis 314
baupertuisii
 Erythrolamprus 112
Bellophis 138
Bergenia 285
bernoullii
 Bothrops (Bothriechis)
 44
 Leptognathus (Tropi-
 dodipsas) 313
bertholdi
 Xenodon 323
beui
 Helminthophis 183
 Rhadinaea 264
bicarinatus
 Chironius 59
 Coluber 59
bicinctus
 Coluber 127
 Hydrodynastes 127
 Hydrodynastes bicinc-
 tus 127
bicolor
 Bothrops 44
 Clelia 63
 Coluber 178
 Dipsas 85
 Hydrus 239
 Loxocemus 184
 Neopareias 85
 Oxyrhopus 63
 Synophis 288
bifossatus
 Coluber 191
 Dryadophis 191
 Dryadophis bifossatus
 192
 Mastigodryas 191
 Mastigodryas bifossa-
 tus 192
bifrenatus
 Helicops 306
bilineata
 Diplostropis 164
bilineatus
 Agkistrodon 17
 Agkistrodon bilineat-
 us 17
 Ancistrodon 17
 Bothrops 44
 Bothrops bilineatus 44
 Cophias 44
 Elapomorphus 104
 Enicognathus 267
bimaculatum
 Rhinostoma 246
bimaculatus
 Leimadophis 143
 Leimadophis bimacula-
 tus 143
 Liophis 143
binatus
 Coluber 110
binocularis
 Trigonocephalus alter-
 natus 324

- binotata
 Rhadinæa 180
 bipraeocularis
 Liophis 143
 Oxyrhopus 233
 bipraeoculis
 Xenodon 324
 bipunctata
 Coronella 66
 bipunctatus
 Coniophanes 66
 Coniophanes bipunctatus 67
 biscutata
 Dipsas 310
 Trimorphodon 310
 biseriatus
 Atractus 27
 bitaeniatus
 Zamenis 156
 bitis
 Vipera 73
 bitorquata
 Tachymenis 232
 bivittatus
 Dendrophidion 79
 Leptophis 79
 bizona
 Erythrolamprus 112
 Erythrolamprus aesculapii 112
 blombergi
 Boa annulata 72
 Corallus annulatus 72
 blumii
 Galamaria 105
 Boa 37
 bocki
 Atractus 27
 bocourti
 Atractus 27
 Elaps 203
 Leptophis 162
 Leptophis ahaetulla 162
 Micrurus 203
 Micrurus bocourti 203
 Thalerophis richardi 162
 boddaerti
 Coluber 192
 Dryadophis 192
 Dryadophis boddaerti 193
 Mastigodryas 192
 Mastigodryas boddaerti 193
 boettgeri
 Atractus 27
 Dipsas 85
 Leptognathus 85
 boliviana
 Leptognathus 85
 Tachymenis attenuata 290
 bolivianus
 Bothrops neuwiedi 50
 Hydrops triangularis 130
 Leptophis ahaetulla 162
 Liophis 244
 Micrurus annellatus 203
 Philodryas 244
 Thalerophis richardi 162
 bollei
 Elapomorphus 105
 bondensis
 Helminthophis 182
 borelli
 Apostolepis 23
 Philodryas 244
 borrichiana
 Glaucônia 168
 borrichianus
 Leptotyphlops 168
 boshelli
 Dendrophidion 79
 Bothrieichis 39
 Bothriopsis 39
 Bothrops 39
 boulengeri
 Oxybelis 227
 Philodryas 243
 Trachyboa 305
 boulengerii
 Atractus 28
 boursieri
 Dromicus 186
 Lygophis 186
 bovallii
 Rhinobothrium 269
 Rhinobothryum 269
 Thamnophis 303
 Thamnophis marcianus 303
 brachycephalus
 Colobognathus 119
 Geophis 119
 Brachyrruton 62
 brachystoma
 Teleuraspis castelnaui 47
 brachyurus
 Opheomorphus 150
 braconnieri
 Xenopholis 326
 brammianus
 Bothrops 46
 brandon-jonesii
 Sordellina 282
 brasiliensis
 Coluber 55
 Gomesophis 121
 Leptotyphlops 168
 Micrurus frontalis 209
 Tachymenis 121
 Ungalia 314
 brasiliniana
 Vipera 55
 brazilii
 Bothrops 45
 Drymobius 100
 Drymoluber 100
 Liophis 177
 Rhachidelus 261
 Rhadinæa 177
 breve
 Homalocranium 294
 brevicauda
 Liophis 252
 Tantilla 294
 breviceps
 Coluber 325
 Liophis 177
 brevifacies
 Dipsas 86
 Tropidodipsas 86
 brevifrenum
 Rabdosoma 29
 brevifrons
 Coniophanes 66
 brevior
 Leptophis 164
 brevirostris
 Dromicus 264
 Dryophis 228
 Oxybelis 228
 Rhadinæa 264
 brevis
 Leptognathus 328
 Tantilla 294
 brevissimus
 Leptotyphlops 168
 bronni
 Plastoseryx 184
 browni
 Micrurus 204
 Micrurus browni 204
 brunneus
 Dendrophidion 80
 Herpetodryas 80
 bucephala
 Dipsas indica 87
 Coluber 87
 buckleyi
 Elaps 211
 Bungarus 82
 burmeisteri
 Bothrops 43
 Dryophylax 242
 Philodryas 242
 canina
 Boa 72
 caninana
 Coluber (Natrix) 283
 caninus
 Corallus 72
 canula
 Tantilla 294
 capistrata
 Tantilla 295
 Tantilla melanocephala 295
 capistratus
 Coluber 192
 caracasensis
 Liotyphlops 182
 carbonelli
 Philodryas 242
 browni
 Chironius 59
 Coluber 59
 carinicauda
 Micrurus 207
 Micrurus dumerilii 207
 carinicaudus
 Coluber 123
 Helicops 123
 Helicops carinicaudus 123
 Micrurus carinicaudus 207
 carpicinctus
 Scaphiodontophis 271
 carri
 Sibon 274
 Tropidodipsas 274
 carrioni
 Atractus 28
 carvalhoi
 Micrurus lemniscatus 212
 cascavella
 Crotalus 75
 Crotalus (Crotalus) durissus 75
 castelnaudi
 Bothrops 45
 castelnaui
 Bothrieichis 45
 castelnautii
 Atropos 45
 castelnavii
 Bothriopsis 45
 catenata
 Tachymenis peruviana 291
 catenatus
 Scytale 136
 catesbeji
 Coluber 86
 catesbyi
 Dipsas 86
 Dryiophis 228
 Cathetorhinus 316
 Catodon 165
 Catostoma 117
 caucanus
 Sibynomorphus 89
 Caudisona 74
 cavalheiroi
 Dipsas albifrons 85

- cearensis
 Apostolepis 22
 cenchoa
 Coluber 133
 Imantodes 133
 Imantodes cenchoa 133
 cenchria
 Boa 107
 Epicrates 107
 Epicrates cenchria 108
 Cenchris 17
 cenchris
 Boa 107
 cenchrus
 Coluber 107
 cenchoalt
 Bungarus 133
 centralis
 Coluber (Masticophis)
 mentovarius 189
 Masticophis mentovarius
 189
 Cephalolepis 315
 cerebrosus
 Thamnophis sumichrasti
 302
 cerroensis
 Ninia 221
 cervina
 Coronella 281
 cervinus
 Siphlophis 281
 chamissonis
 Coronella 94
 Dromicus 94
 championi
 Geophis 119
 Chersodromus 57
 chiametla
 Coluber 98
 Chilabothrus 107
 chilensis
 Coronella 291
 Tachymenis peruviana 291
 Chilopoma 302
 chimanta
 Thamnodynastes 300
 Chironius 58
 chironius
 Coluber 59
 chitalonensis
 Dromicus 67
 chloromelas
 Lachesis 53
 Chlorosoma 240
 chloroticum
 Dendrophidion 98
 chloroticus
 Drymobius 98
 chocoensis
 Leptophis ahaetulla 162
 Leptophis occidentalis
 162
 Thalerophis richardi 162
 Chrysenis 71
 chrysobronchus
 Pseustes poecilonotus 258
 Spilotes 258
 chrysomelas
 Bothrops 53
 chrysostictus
 Tachynectes 125
 chrysostoma
 Rhadinæa 179
 cinereus
 Bothrops 55
 Siphlophis 281
 cinnamomea
 Natrix 59
 cinnamomeus
 Chironius 59
 circinalis
 Elaps 216
 Micrurus psycles 216
 cisticeps
 Dipsas 87
 Dipsas indica 87
 Leptognathus (Dipsado-
 morus) 87
 clarki
 Atractus 28
 Hydromorphus 128
 Leptodrymus 156
 Micrurus 204
 clarkii
 Dendrophidion 80
 clathratus
 Oxyrhopus 231
 clavatus
 Coniophanes imperialis
 68
 Dromicus (Dromicus) 68
 Clelia 62
 clelia
 Clelia 63
 Clelia clelia 63
 Coluber 63
 clementi
 Aproterodon 226
 cleofae
 Drymarchon corais 97
 Cliftia 107
 Cloelia 62
 cobella
 Coluber 177
 Liophis 177
 Cochliophagus 277
 coeruleodorsus
 Leptophis 162
 Leptophis ahaetulla 162
 Thalerophis richardi
 162
 coerulescens
 Oxybelis 228
 coeruleus
 Dromicus 194
 coibensis
 Micrurus nigrocinctus
 215
 collare
 Dirosema 57
 collaris
 Atractus 28
 Elaps 157
 Geopyas 97
 Leptomicrocurus 157
 Liophis cobella 179
 Streptophorus sebae 224
 collenettei
 Helminthophis 183
 collilineatus
 Crotalus (Crotalus)
 durissus 76
 Crotalus terrificus 76
 collirhombeatus
 Crotalus terrificus 75
 Colobognathus 117
 colombia
 Anomalepis 20
 colombiana
 Corallus annulata 72
 colombianus
 Atractus 36
 Boa annulatus 72
 Bothrops microphthalmus
 49
 Elaps 207
 Micrurus carinicauda
 207
 Micrurus dumerilii 207
 colombiensis
 Bothrops 45
 Trigonocephalus 45
 Colophrys 117
 Coluber 65
 colubrina
 Laticauda 140
 colubrinus
 Hydrus 140
 Xenodon 324
 Comastes 132
 compressus
 Coluber 311
 Tripanurgos 311
 concolor
 Conophis 70
 Conophis lineatus 70
 Epicrates cupreus 109
 Hydromorphus 128
 confluentus
 Erythrolamprus aescula-
 pii 111
 Coniophanes 66
 conirostris
 Liophis 142
 Conophis 69
 Constrictor 37
 constrictor
 Boa 37
 Boa constrictor 37
 Coluber 65
 constrictrix
 Boa 37
 continentalis
 Ungaliophis 320
 cookii
 Corallus 73
 Corallus enydris 73
 copei
 Dipsas 86
 Leptognathus 86
 Leptophis 162
 Leptophis ahaetulla 162
 Thalerophis richardi
 162
 corais
 Coluber 96
 Drymarchon 96
 Drymarchon corais 96
 corallinus
 Anguis 19
 Coluber 149
 Elaps 204
 Micrurus 204
 corallioides
 Synchalinus 258
 coralliventris
 Homalocranium 294
 coralliventris
 Aporophis 186
 Lygophis 186
 Corallus 71
 cornelii
 Clelia 233
 coronata
 Apostolepis 22
 Pseudoboa 253
 Urotheca 266
 coronatus
 Gerastes 283
 Elapomorphus 22
 Oxyrhopus 253
 coronellina
 Tachymenis peruviana
 291
 Coryphodon 65
 Cosmiosophis 249
 costaricensis
 Dipsas 275
 Tantilla 297
 Tantilla schistosa 297
 Typhlops 317
 cotiara
 Bothrops 45
 Lachesis 45
 crassicaudatum
 Rabdosoma 28
 crassicaudatus
 Geophis 28
 crassifrons
 Philodryas 245
 crassum
 Ophthalmidion 317
 crassus
 Epicrates 108
 Epicrates cenchria 108
 crivellii
 Pseudotomodon 256
 crocotatus
 Anguis 317
 cropanii
 Xenoboa 322
 Crossanthera 98
 Crotalinus 74
 crotalinus
 Coluber 136
 Crotalophorus 74
 Crotalus 74
 crotaminicus
 Crotalus terrificus 76
 crucifer
 Aporophis 327
 cubae
 Typhlops 317
 cuculliceps
 Leptognathus (Tropido-
 dipsas) 313
 cucutae
 Leptotyphlops 182

- cumanensis
 Crotalus 76
 Crotalus (*Crotalus*)
 durissus 76
 cupinensis
 Leptotyphlops 168
 cupreus
 Epicarsius 107
 Leptophis 164
 Thrasops 164
 cyanopleurus
 Aporophis 144
 Cyclagras 78
 cyclops
 Helicops 123
 cyclurus
 Scaphiodontophis 271
 cyrtopsis
 Eutaenia 302
 Thamnophis 302
 D
 danieli
 Helicops 124
 Mastigodryas 193
 Ungaliophis 320
 daudinii
 Clelia 63
 Pseudoeryx 255
 decipiens
 Ablabes 264
 Rhadinaea 264
 Rhadinaea decipiens 264
 Tachymenis 265
 decorata
 Coronella 265
 Rhadinaea 265
 decoratus
 Elaps 204
 Micrurus 204
 decussatus
 Elaps 213
 Micrurus mipartitus 213
 degener
 Opisthoplus 226
 degenhardtii
 Calamaria 285
 Stenorhina 285
 Stenorhina degenhardtii
 285
 Deiopeda 62
 dekayi
 Storeria 287
 Tropidonotus 287
 Dendrophidion 79
 Dendrophidium 79
 Dendrophis 159
 dendrophis
 Dendrophidion 80
 Herpetodryas 80
 dentatus
 Anomalepis 20
 depressirostris
 Leptophis 164
 Philothamnus 164
 deschauenseei
 Eunectes 114
 diademata
 Ninia 222
 Diaphorolepis 81
 Diaphorotyphlops 316
 diastema
 Elaps 204
 Liophis elapoides 250
 Micrurus 204
 diastemus
 Pliocercus elapoides
 250
 dichroa
 Herpetodryas 100
 Rhadinaea 178
 dichrous
 Drymoluber 100
 dicranta
 Erythrolamprus aescu-
 lapii 111
 dictyodes
 Coluber 178
 dieperinkii
 Dipsas 259
 digitalis
 Coluber 233
 Oxyrhopus petola 233
 dilepis
 Lygophis 187
 Lygophis lineatus 187
 Dimades 255
 dimidiata
 Sibon 274
 Sibon dimidiata 274
 Stenostoma 169
 dimidiatus
 Elapomorphus (*Elapomo-*
 rus) 103
 Leptognathus 274
 Leptotyphlops 169
 Pliocercus 249
 Dipeltophis 312
 Diplotropis 159
 diplozeugus
 Geophis 29
 diporus
 Bothrops 50
 Bothrops neuwiedi 50
 Dipsadomorus 82
 Dipsas 82
 Dirosema 117
 Dirrhox 240
 dirus
 Bothrops atrox 55
 dissolculus
 Elaps 205
 Micrurus 205
 Micrurus dissolculus
 206
 Ditaxodon 92
 diutius
 Micrurus lemniscatus
 212
 divaricatus
 Elaps 215
 Micrurus nigrocinctus
 215
 diviniloquus
 Constrictor 37
 doliata
 Lampropeltis 138
 doliatus
 Coluber 145
 Oxyrhopus 231
 dolichocephalus
 Colobognathus 119
 Dolichophis 65
 dorbignyi
 Apostolepis 22
 Calamaria 22
 Heterodon 188
 Lystrophis 188
 Oxyrhopus 235
 dorsalis
 Dryadophis 193
 Drymobius (*Eudryas*) 193
 Liophis (*Opheomorphus*)
 178
 Mastigodryas 193
 Streptophorus sebae 224
 Tachymenis peruviana
 290
 dorsatum
 Tomodon 304
 dorsatus
 Tomodon 304
 dorsuale
 Xiphosoma 73
 Drepanodon 93
 Drepanoides 93
 dromiciformis
 Coniophanes 67
 Tachymenis 67
 Dromicus 94
 drozii
 Streptophorus 221
 Dryadophis 190
 dryinas
 Crotalus 76
 dryinus
 Crotalus (*Crotalus*)
 durissus 76
 Drymarchon 96
 Drymobius 98
 Drymoluber 100
 Dryophis 227
 Dryophylax 300
 dubium
 Rabdosoma 27
 duboisii
 Rabdosoma 32
 dugandi
 Leptotyphlops 169
 Dugandia 127
 duidensis
 Atractus 28
 dumerili
 Leptognathus 313
 dumerilii
 Elaps 206
 Micrurus 206
 Micrurus carinicauda
 207
 Micrurus dumerilii 207
 dunckeri
 Leptodeira 155
 dunni
 Atractus 28
 Conophis lineatus 70
 Dryadophis 193
 dunni (cont.)
 Dryadophis boddaerti
 193
 Eudryas 193
 Geophis 119
 Hydromorphus 128
 Mastigodryas bod-
 daertii 193
 Micrurus 206
 Micrurus dissolculus
 206
 Sibon 275
 durissus
 Crotalus (*Crotalus*) 74
 Crotalus (*Crotalus*)
 durissus 75
 E
 eatoni
 Drepanodon 232
 Echinanthera 141
 ecuadorensis
 Atractus 28
 Dipsas indica 87
 Leimadophis epine-
 phalus 144
 Leimadophis epine-
 phelus 144
 Micrurus 203
 ehrhardtii
 Elaps 217
 elaeoides
 Liophis 150
 Elaphe 101
 Elaphrodytes 239
 Elapocephalus 104
 Elapochrus 249
 Elapomoeus 103
 elapoides
 Pliocercus 249
 Elapomoius 103
 Elapomorphus 104
 elaps
 Atractus 29
 Rhabdosoma 29
 elegans
 Elaps 207
 Enicognathus 267
 Himantodes cenchoa 134
 Lygophis (*Lygophis*)
 242
 Micrurus 207
 Philodryas 242
 Philodryas elegans 243
 elegantissima
 Rhadinaea 176
 ellipsifera
 Dipsas 86
 Leptognathus 86
 elongata
 Tachymenis 290
 Elysia 19
 emmeli
 Atractus 29
 Geophis 29
 emunctus
 Typhlops (*Idiotyphlops*)
 182

- Enulius 106
 enydrius
 Boa 72
 Corallus 72
 Corallus enydrius 73
 Epicarsius 107
 Epicrates 107
 Epictia 165
 epinephalus
 Leimadophis epinephalus 143
 Liophis 143
 Leimadophis 143
 epinephelus
 Leimadophis epinephelus 143
 equatoriana
 Barbourina 64
 Clelia 64
 eques
 Boa 38
 erdisii
 Drepanodon 231
 Eremiophis 65
 erlandi
 Philodryas 243
 Erpetodryas 58
 Erycopsis 314
 Erythrolamprus 110
 erythromelas
 Atractus 29
 Bothrops 45
 erythronota
 Apostolepis 22
 erythronotus
 Elapomorphus 22
 Erythrophis 110
 Erythroxyrhopus 229
 Eteirodipsas 310
 Eucephalus 165
 Eudryas 190
 Eunectes 114
 Euophrys 240
 euphaeus
 Olisthenes 254
 euprepa
 Clelia 281
 euryzonus
 Pliocercus 250
 Pliocercus euryzonus 251
 Eutaenia 302
 Eutainia 302
 eutropis
 Phrynonax 258
 exigua
 Boa 72
 ezequieli
 Elaps 204
- F
- fallax
 Pseudodipsas 132
 Stenostoma 169
 fasciata
 Anguis 19
 Higina 131
 Tropidodipsas 312
 Virginia 312
 fasciatus
 Coluber 195-
 Dipsadomorus 86
 Elapoides 224
 Hydrops triangularis 131
 Sibynomorphus mikanii 278
 Spilotes 258
 fassli
 Elaps 218
 faucherei
 Phrynonax 259
 favae
 Galamaria 327
 festae
 Liophis 177
 Rhadinaea 177
 Ficimia 116
 filiformis
 Elaps 208
 Micrurus 208
 Micrurus filiformis 208
 fischeri
 Elaps 204
 Tropidodipsas 312
 fissidens
 Coniophanes 67
 Coniophanes fissidens 67
 Coronella 67
 fitzingeri
 Oxyrhopus 231
 Oxyrhopus fitzingeri 231
 Siphlophis 231
 flagellum
 Leptophis 162
 flammigerus
 Brachyorrhos 27
 flavapices
 Anomalepis 20
 flavescens
 Phyllosira 61
 Trigonocephalus 324
 flavifrenatus
 Lygophis 186
 flavifrons
 Stenostoma 171
 flavirufa
 Elaphe 101
 flavirufus
 Coluber 101
 flavitorques
 Enulius 106
 Enulius flavitorques 106
 Liophis 106
 flaviventris
 Geoptyas 96
 Liophis cobella 177
 flavolineatus
 Chironius 60
 Herpetodryas 60
 flavopicta
 Herpetodryas carinatus 60
 flavopictus
 Chironius 60
 flavoterminatus
 Helminthophis 126
 Typhlops 126
 flavotorquata
 Apostolepis 22
 flavotorquatus
 Elapomorphus 22
 flavovirgatus
 Ptychophis 260
 Fleischmannia 18
 fluminensis
 Bothrops neuwiedi 50
 fonsecai
 Bothrops 46
 formosissimus
 Constrictor 37
 formosus
 Coluber 232
 Oxyrhopus 232
 forsteri
 Leimadophis typhlus 150
 Natrix G. 150
 foveatus
 Chironius 60
 franciscanus
 Leimadophis poecilogyrus 146
 fraseri
 Elaps 213
 Homalocranium melanocephalum 294
 Leimadophis 144
 Liophis 144
 Tantilla 294
 freminvillei
 Oryophylax 243
 freminvillei
 Stenorrhina 286
 frenata
 Leptodeira 154
 Liophis 177
 Rhadinaea 177
 frenatum
 Sibon 154
 frenatus
 Dromicus 266
 frizzelli
 Oxyrhopus fitzingeri 231
 frontalis
 Elaps 208
 Helminthophis 126
 Micrurus 208
 Micrurus frontalis 209
 Platurus 140
 Typhlops (Helminthophis) 126
 frontifasciatus
 Elaps 212
 Micrurus lemniscatus 212
 fuhrmanni
 Atractus 28
 fulgidus
 Coluber 228
 Oxybelis 228
 fuliginosus
 Atractus 29
 Coluber 29
 fulviceps
 Rhadinaea 267
 Rhadinaea pachyura 267
 fulvoguttatus
 Geophis 119
 fulvus
 Eutaenia cyrtopsis 302
 Thamnophis cyrtopsis 302
 fumigatus
 Helicops 123
 furia
 Bothrops 44
 fusca
 Cliffia 107
 fuscoflavescens
 Philodryas baroni 242
 fuscum
 Homalocranium melanocephalum 296
 fuscus
 Chironius 60
 Coluber 60, 193
 Opheomorphus 178
- G
- gaigae
 Eudryas boddaerti 194
 Lampropeltis triangulum 138
 gaigaeae
 Atractus 29
 gaigei
 Epicrates cenchria 108
 Galedon 312
 Galeophis 240
 garbei
 Sibynomorphus 86
 garmani
 Leptognathus 278
 gastrodelus
 Elaps 157
 gastrosticta
 Helicops carinicauda 124
 geminatus
 Lycognathus 281
 gemmistratus
 Himantodes 134
 Imantodes 134
 Imantodes gemmistratus 134
 genimaculata
 Liophis (Lygophis) 178
 Geophidium 117
 Geophis 117
 Geoptyas 96
 Georgia 96
 Gerrhopilus 316
 Gerrhosteus 326
 gibsoni
 Pituophis depei 247
 Pituophis lineaticollis 247
 gigas
 Boa 115
 Cyclagras 78
 Eunectes murinus 115
 Xenodon 78

- Glaphyrophis 66
 Glauconia 165
 godmani
 Bothrops 46
 Geophis 119
 Rhadinaea 265
 Rhadinaea godmani 265
 godmanni
 Bothriechis 46
 Rhadinaea 265
 goiasensis
 Apostolepis 23
 gomesi
 Helicops 124
 Gomesophis 121
 goudotii
 Leptotyphlops 169
 Leptotyphlops goudotii 169
 Stenostoma 169
 goyazensis
 Bothrops neuwiedi 50
 gracile
 Trimetopon 308
 gracilis
 Ablabes 308
 Dipsas 86
 Leptognathus 86
 grandisquamis
 Chironius 60
 Spilotes 60
 grandoculis
 Leptognathus (Asthenognathus) 275
 Sibon dimidiata 275
 graphicus
 Coluber 148
 gravenhorsti
 Elaps 206
 grenadensis
 Boa 73
 groomei
 Clelia clelia 63
 Gryptotyphlops 316
 guatemalensis
 Elaps 205
 Peropodum 320
 guentheri
 Atractus 29
 Erythrolamprus 112
 Helminthophis 182
 Liophis 150
 Liotyphlops 182
 Phrynonax 258
 Rhadinaea 265
 Xenodon 323
 guerini
 Phimophis 246
 Rhinosimus 246
 guianensis
 Heterodon 246
 Phimophis 246
 gularis
 Trachyboa 305
 Güntheri
 Geophis 29
 Rhadinaea 265
 Rhinosoma 246
 guttata
 Pseudoclelia 93
- H
- haasi
 Oxyrhopus 253
 Pseudoboa 253
 Haemorrhais 65
 hagmanni
 Helicops 124
 Halys 17
 hammondii
 Leptognathus 86
 hannsteini
 Trimetopon 308
 Haploaspis 74
 hartwegi
 Sibon nebulata 276
 heathii
 Oryadophis 194
 Drymobius 194
 Mastigodryas 194
 Helicops 122
 Helison 19
 helleri
 Micrurus 212
 Micrurus lemniscatus 212
 Helminthophis 126
 hemigenius
 Himantodes 134
 hemileucurus
 Xenodon 324
 Hemorrhais 65
 hemprichii
 Elaps 209
 Micrurus 209
 Micrurus hemprichii 210
 hempsteadae
 Rhadinaea 265
 herbeus
 Coluber 244
 Herpetodryas 58
 herthae
 Elaps 30
 hertwigi
 Elaps 214
 Micrurus mipartitus 214
 Hetaerodipsas 310
 heterochilus
 Elaps 209
 Heterorhachis 82
 heterozonus
 Elaps 218
 Higinia 129
 Himantodes 133
 hipnale
 Boa 72
 hippocrepis
 Elaps 210
 Micrurus 210
 histicus
 Heterodon 188
 Lystrophis 188
 hoffmanni
 Colobognathus 120
 Geophis 120
 Homalocranium 295
 hogei
 Helicops 124
 hollandi
 Elaps 206
 holochlorus
 Herpetodryas 60
 holosericeus
 Cophias 55
 Homalochilus 107
 Homalocranium 292
 hondurensis
 Scaphiodontophis annulatus 270
 Sibynophis annulatus 270
 Hortulana
 Boa 73
 hudsoni
 Ninia 222
 Hydrocalamus 66
 Hydrodynastes 127
 Hydromorphus 128
 Hydrops 129
 Hydroscoptes 62
 hygrophilus
 Epicrates cenchria 109
 Hylophis 58
 hyoprurus
 Bothrops 46
 Hypnale 17
 hypoconia
 Tachymenis 301
 Hypsiglena 132
- I
- ibiboboca
 Elaps 210
 Micrurus 210
 Idiotyphlops 126
 iglesiasi
 Bothrops 46
 Phimophis 246
 Rhinosoma 246
 iheringi
 Elapomorphus 104
 Lioheterophis 174
 iheringii
 Coronella 263
 ihlei
 Leptotyphlops 170
 Illisia 19
 Ilysia 19
 Imantodes 133
 immaculata
 Clelia clelia 64
 Ninia sebae 224
 immaculatus
 Geophis 120
 Oxyrhopus 233
 impar
 Erythrolamprus aesculapii 113
 Erythrolamprus mimus 113
 imperator
 Boa 38
 Boa constrictor 38
 Elaps 211
 imperialis
 Coniophanes 68
 Taeniophis 68
 importunus
 Micrurus browni 204
 inaequalis
 Lachesis 43
 inaequifasciata
 Oxyrhopus rhombifer 235
 inaequifasciatus
 Cochliophagus 277
 Sibynomorphus 277
 inagnitus
 Pseuderyx 131
 inca
 Oromicus 94
 incerta
 Dipsas 86
 incertus
 Helminthophis 183
 Herpetodryas 284
 Leptognathus 86
 Liotyphlops 183
 indica
 Dipsas 87
 Dipsas indica 87
 indistinctus
 Atractus 29
 infrataeniatus
 Helicops 124
 Helicops carinicauda 124
 infrenalis
 Dipsas 328
 ingeri
 Liophis 177
 inornatus
 Himantodes 135
 Imantodes 135
 insignissimus
 Liophis 266
 Rhadinaea 266
 insipidus
 Atractus 30
 insularis
 Bothrops 46
 Lachesis 46
 Leptophis occidentalis 162
 intermedia
 Apostolepis 23
 Leptognathus 278
 intermedius
 Leimadophis poecilogyrus 146
 Oxyrhopus 233
 Tretanorhinus 306
 intricatus
 Erythrolamprus 110
 iridescens
 Atractus 30
 Oxyrhopus 232
 irregularis
 Xenodon 324
 isolepis
 Cochliophagus 327
 Xenodon 150
 Isoscelis 24
 isozonus
 Elaps 210
 Micrurus 210
 isthmica
 Boa constrictor 38

- itapetiningae
 Bothrops 46
 Lachesis 46
 J
- jaculatrix
 Coluber 186
- jaegeri
 Coronella 178
 Liophis 178
- jajaraca
 Cophias 46
- jani
 Geleophis 245
 Homalocranium 295
 Micrurus ancoralis 202
 Tantilla 295
- janthinus
 Coluber 245
- jararaca
 Bothrops 46
- jararacussu
 Bothrops 47
- jararakka
 Cophias 47
- joanae
 Coniophanes 68
- joberti
 Enicognathus 178
 Liophis 178
- joshuai
 Leptotyphlops 170
- juvenalis
 Leimadophis epinephalus 144
 Leimadophis epinephelus 144
 Leimadophis taeniurus 144
- K
- kennicottiana
 Stenorhina 285
- kidderi
 Tropidodipsas 312
- kinkelini
 Rhadinaea 266
- königi
 Rhinodryas 242
- koppesi
 Leptotyphlops 170
- kugleri
 Leptodeira rhombifera 153
- kuhlii
 Coluber variabilis 283
- L
- labialis
 Erythrolamprus 266
 Oxyrhopus 232
- labiosa
 Ninia diademata 222
- labiosus
 Streptophorus 222
- lachesis 136
- lachrymans
 Lygophis 266
 Rhadinaea 266
- lactea
 Stenorhina 286
- laevicollus
 Chironius 60
 Coluber 60
- laevis
 Oiapophorepis 81
 Dryadophis melanolomus 194
 Herpetodryas 194
 Mastigodryas melanolomus 194
 Thamnodynastes nattereri 301
- lamonae
 Leimadophis bimaculatus 143
- lampropeltis 138
- lancinii
 Atractus 30
- langsdorffi
 Micrurus 210
 Micrurus langsdorffi 211
- lansbergi
 Streptophorus 221
- lansbergii
 Bothrops 47
 Trigonocephalus 47
 Bothrops lansbergii 47
- larcorum
 Leptodeira 155
 Leptodeira septentrionalis 155
- lasallei
 Atractus 30
 Diaphorolepis 288
 Synophis 288
- lateralis
 Bothriechis 48
 Bothrops 48
 Tretanorhinus 306
 Tretanorhinus nigroluteus 306
- lateristriga
 Liophis 266
 Rhadinaea 266
 Rhadinaea lateristriga 266
- laticauda 140
- laticeps
 Philodryas 244
 Tantilla 297
- laticollaris
 Pliocercus elapoides 250
- latifasciata
 Dipsas 88
- latifasciatus
 Leptognathus 88
 Micrurus 211
- latifrons
 Atractus 30
 Geophis 30
- latifrontalis
 Dipsas 88
 Leptognathus 88
 Oxyrhopus 238
- latirostris
 Philodryas 244
- lativittatus
 Aporophis lineatus 187
- leachii
 Anilius 317
- lehmanni
 Atractus 30
 Hydrops 255
- lehneri
 Typhlops 317
- Leimadophis 141
- Leionotus 314
- Lejosophis 78, 127
- lemniscatus
 Elapomorphus 104
 Elaps 211
 Micrurus 211
 Micrurus lemniscatus 212
- lentiferus
 Himantodes 135
 Imantodes 135
- lentiginosum
 Rhinobothryum 269
- lentiginosus
 Coluber 269
- leopardina
 Homalopsis 124
- leopardinus
 Helicops 124
- lepidus
 Elapomorphus 105
- leprieurii
 Helicops 124
- Leptocalamus 106
- Leptodeira 152
- Leptodrymus 156
- Leptognathus 82
- Leptomicrurus 157
- Leptophina 159
- Leptophis 159
- Leptotyphlops 165
- leptura
 Bothrops 54
- Letheobia 316
- leucocephala
 Leptodira 281
- leucocephalus
 Cephalolepis 315
 Coluber 311
 Oxyrhopus 232
 Siphlophis 281
- leucogaster
 Liophis 178
- leucomelas
 Himantodes 134
 Imantodes cenchoa 134
 Leptognathus 276
 Oxyrhopus 232
 Sibon nebulata 276
 Tripanurgos 232
 Tropidodipsas 232
- leucostigma
 Bothrops 47
- leucostomus
 Leptognathus 313
- liberiensis
 Boa 107
- lichenosus
 Bothrops 48
- lichtensteinii
 Coluber 192
- liebmanni
 Chersodromus 57
- Limadophis 141
- limitaneus
 Atractus 30
 Leptocalamus 30
- lineata
 Rhadinaea 178
- lineaticeps
 Conophis 70
- lineaticollis
 Arizona 247
 Pituophis 247
- lineatum
 Homalocranium 297
 Tomodon 69
- lineatus
 Apostolepis erythrotus 22
 Coluber 186
 Conophis 69
 Lygophis 186
 Lygophis lineatus 186
 Philodryas 244
- lineolatus
 Coluber 301
- linnei
 Ahoetula 161
- lintoni
 Tantilla 299
 Tantillita 299
- liocercus
 Coluber 162
 Leptophis ahaetulla 162
 Thalerothis richardi 162
- Lioheterophis 174
- Lioninia 292
- Liophis 175
- Liotyphlops 181
- lividum
 Platynion 248
- loefflingii
 Crotalus 76
- lojanus
 Bothrops 48
- longicaudata
 Apostolepis 23
 Tropidodipsas 281
 Siphlophis 281
- longicaudus
 Erythrolamprus 265
- longifrenis
 Mesopeltis 275
 Sibon 275
- longifrontale
 Homalocranium 295
- longifrontalis
 Tantilla 295
- longimaculatus
 Atractus 36
- longiventris
 Liophis 178
- loveridgei
 Atractus 30
- Loxocemus 184
- lubricus
 Hydrops 68
- luctuosa
 Liophis 94

- lugubris
 Pseuduromacer 241
 lumbricalis
 Anguis 317
 Typhlops 317
 lunulata
 Tropidodipsas 258
 lutzi
 Bothrops neuwiedi 50
 Lachesis 50
 Lycognathus 280
 Lygophis 185
 lyoni
 Phrynonax 258
 Lystrophis 188

 M

 macedoi
 Sibynomorphus 86
 macrolepis
 Leptotyphlops 170
 Stenostoma 170
 Macrops 58
 macrops
 Liophis 150
 macrorhinus
 Coluber 269
 macrosoma
 Leimadophis reginae 149
 macrostomus
 Sibynomorphus 86
 maculata
 Hydrophis bicolor 239
 Isoscelis 31
 Ninia 222
 Ninia maculata 223
 Streptophorus 222
 maculatum
 Rabdosome 28
 maculatus
 Atractus 31
 Corallus 73
 Oxyrhopus 64
 Spilotes pullatus 284
 maculicauda
 Leimadophis reginae 149
 maculivittis
 Oromicus (Alsophis) 195
 maderensis
 Vipera 73
 magnamaculata
 Leptotyphlops 170
 magnamaculatus
 Leptotyphlops goudotii
 170
 major
 Atractus 31
 malleisi
 Leptodeira frenata 154
 Leptodeira yucatanensis
 154
 manegarzoni
 Philodryas aestivus 242
 manizalesensis
 Atractus 31
 marajoensis
 Bothrops 48
 Crotalus (Crotalus)
 durissus 76

 marcapatae
 Homalocranium 232
 Oxyrhopus 232
 marcgravii
 Elaps 210
 marchii
 Bothrops nigroviridis
 52
 marciana
 Eutainia 302
 marcianus
 Thamnophis 302
 margaritae
 Drymarchon 96
 Drymarchon corais 96
 Leptotyphlops albifrons
 169
 margaritifera
 Drymobius 98
 Drymobius margaritifera
 99
 Herpetodryas 98
 Micrurus 212
 marginatus
 Leptophis ahaetulla 163
 Thalerophis richardi
 163
 Thrasops 163
 martii
 Elaps 129
 Hydrops 129
 Hydrops martii 129
 martiusi
 Micrurus spixii 218
 Masticophis 189
 Mastigodryas 190
 mattogrossensis
 Bothrops neuwiedi 50
 Philodryas 243
 maurus
 Epicrates 109
 Epicrates cenchria 109
 maximiliani
 Coluber (Natrix) 281
 maximus
 Leptophis 163
 maydis
 Drymobius margariti-
 ferus 99
 medemi
 Micrurus psyches 217
 Meditoria 316
 medusa
 Bothrops 48
 Lachesis 48
 Megablabe 65
 megaera
 Bothrops 46
 megalolepis
 Spilotes 283
 Megalops 152
 melanauchen
 Enicognathus 178
 Liophis 178
 Rhadinia 178
 melanocephala
 Tantilla 295
 Tantilla melanocephala
 295

 melanocephalus
 Aporophis 179
 Coluber 295
 Dromicus 267
 Elaps 215
 Micrurus nigrocinctus
 215
 melanocercus
 Orymarchon corais 97
 melanogaster
 Atractus 31
 melanogenys
 Elaps 206
 Micrurus dissoleucus
 206
 Oxyrhopus 232
 Sphenocephalus 232
 melanolomus
 Dryadophis 194
 Dryadophis melanolomus
 194
 Masticophis 194
 Mastigodryas 194
 Mastigodryas melano-
 lomus 194
 melanonotus
 Liophis 144
 melanopleurus
 Phalotris 104
 melanosterna
 Stenostoma 171
 melanostigma
 Leimadophis 144
 Natrix 144
 melanostoma
 Stenostoma 171
 melanoterma
 Stenostoma 171
 melanotermus
 Leptotyphlops 171
 melanotropis
 Dendrophidium 99
 Orymobius 99
 melanotus
 Coluber 144
 Elaps 157
 Leimadophis 144
 melanura
 Tachymenis chilensis
 291
 Tachymenis peruviana
 291
 melanurus
 Orymarchon corais 97
 Leptotyphlops 171
 Spilotes 97
 melas
 Atractus 31
 Chironius 60
 Herpetodryas 60
 Phrydops 18
 Phydrops 18
 mendozinus
 Pseudotomodon 256
 mentalis
 Elaps 213
 Erythrolamprus
 mentovarius
 Coryphodon 189
 Masticophis 189

 mentovarius (cont.)
 Masticophis mentovar-
 ius 189
 meridionalis
 Aporophis lineatus 187
 Bothrops atrox 50
 Bothrops neuwiedi 50
 Lygophis lineatus 187
 merremii
 Boa 73
 Coluber 178
 Ophis 324
 Xenodon 324
 mertensi
 Elapomorphus 105
 Micrurus 212
 Tretanorhinus nigro-
 luteus 307
 Umbrivaga 319
 Mesopeltis 273
 mesopotamicus
 Micrurus frontalis 209
 Mesotes 300
 metae
 Liotyphlops 183
 mexicana
 Bergenia 285
 Boa diviniloquax 38
 Galopisma quinque-
 vittatum 68
 Elapomorphus 296
 Stenorhina 285
 Stenorhina degenhardt-
 ii 285
 Tantilla 296
 mexicanus
 Anomalepis 20
 Atropos 52
 Bothrops nummifer 52
 Cerastes 284
 Leptophis 164
 Leptophis mexicanus
 164
 Thalerophis mexicanus
 164
 Xenodon 324
 Xenodon rabdocephalus
 324
 meyeri
 Paraptychophis 237
 micheli
 Atractus 31
 Microdromus 292
 microlepis
 Spilotes 284
 Microphis 285
 micropholis
 Lampropeltis 139
 Lampropeltis triangu-
 lum 139
 microphthalmus
 Bothrops 49
 Bothrops microphthal-
 mus 49
 Oxybelis 227
 microps
 Elaps 213
 microhynchum
 Atractus 31
 Rabdosome 31

Micrurus 196	mosquitensis	nebulata (cont.)	nigrofasciatus
micrurus	Micrurus nigrocinctus	Sibon nebulata 276	Coluber 110
Erythrolamprus mimus 113	215	nebulatus	nigrolactea
mikanii	multicinctum	Coluber 275	Typhlops reticulata
Dipsas 277	Rhabdosoma badium 32	nebulosus	317
Sibynomorphus 277	multicinctus	Leptophis 164	nigrolineatus
Sibynomorphus mikanii 278	Atractus 32	neglecta	Elapomorphus 22
milberti	Micrurus lemniscatus	Bothrops 54	nigroluteus
Erythrolamprus 110	209	neglectus	Tretanorhinus 306
miliaris	multifasciatus	Hydrops triangularis	Tretanorhinus nigro-
Coluber 178	Elaps 214	131	luteus 306
Liophis 178	Micrurus mipartitus 214	neivai	nigromarginata
mimeticus	Oxyrhopus 233	Dipsas 88	Ahaetulla 163
Pseuderyx 255	Petalognathus 275	Neopareas 82	Leptophis 163
Pseudoeryx 255	multilineata	neovidii	Leptophis ahaetulla
Pseudoeryx plicatilis 255	Rhadinaea lateristriga	Xenodon 324	163
Mimometopon 17	266	neuwiedi	nigroterminata
mimosus	multilineatus	Bothrops 49	Apostolepis 23
Micrurus 211	Dromicus 266	Bothrops neuwiedi 50	nigroviridis
mimus	multimaculata	Cochliophagus mikanii	Bothrieichis 51
Erythrolamprus 112	Trachyboa gularis 305	278	Bothrops 51
Erythrolamprus mimus 112	multiscutatus	Sibynomorphus mikanii	Bothrops nigroviridis
Opheomorphus 112	Micrurus mipartitus 213	278	52
minervae	multiventris	neuwiedii	nigrum
Coluber 186	Chironius 61	Pseudoboa 254	Homalocranium 296
miolepis	munoi	Scytale 254	Scytale neuwiedii 254
Dromicus 179	Leptotyphlops 171	Xenodon 324	Ninia 221
mipartitus	murina	nevermanni	nitidus
Elaps 212	Boa 114	Conophis 70	Lachesis 54
Micrurus 212	murinus	nicagus	noctivaga
Micrurus mipartitus 213	Enulius 106	Taeniophallus 180	Lachesis muta 136
miops	Eunectes 114	nicefori	notaeus
Synophis 288	Eunectes murinus 114	Atractus 32	Eunectes 115
m-nigrum	muta	Leptotyphlops 171	notata
Coluber 151	Lachesis muta 136	Micrurus 218	Bothrieiches nummifer
mocquardi	mutabilis	niceforoi	52
Tretanorhinus 307	Coluber 102	Apostolepis 23	Nothopsis 225
modesta	Elaphe triaspis 102	Dipsas 89	nothus
Ahaetulla 164	mutus	nicholsi	Scaphiodontophis 271
Boa 73	Crotalus 136	Dipsas variegata 90	Scaphiodontophis
Drymobius boddaerti 194	Lachesis 136	Sibynomorphus 90	zeteki 271
Rhadinaea 149	mystacina	nietoi	Notophis 314
modestus	Leptodeira 154	Ninia diademata 222	novae-hispaniae
Atractus 31		nigra	Coluber 284
Euophrys 244		Pseudoboa 254	nuchalis
Helicops 124		Tantilla 296	Herpetodryas 80
Helicops leprieurii 328		nigricans	Elapomorphus 295
moesta	narduccii	Chersodromus 57	nummifer
Tantilla 296	Elaps 157	nigricaudus	Atropos 52
moestum	Leptomicrourus 157	Atractus 32	Bothrops 52
Homalocranium 296	nasale	nigriceps	nuntius
moestus	Catostoma 120	Apostolepis 22	Dromicus 266
Geophis 119	nasalis	Leptognathus 89	nycthemera
monozona	Geophis 120	nigrirostris	Leptodira 153
Erythrolamprus aesculapii	Leptotyphlops 171	Micrurus dissoleucus	
111	nasua	206	0
montanus	Vipera (Rhinostoma) 188	nigriventris	
Leimadophis poecilogyrus	nasus	Atractus 32	obesus
147	Rhinocerocephis 43	nigroadspersus	Atractus 32
Micrurus annellatus 203	nasutus	Bothrops (Teleuraspis)	obscura
Thanatophis 45	Anguis 317	54	Elaps corallinus 218
montecristi	Bothrops 49	nigroalbus	Fleischmannia 18
Rhadinaea 267	Elapomorphus 105	Geophis 119	Micrurus spixii 218
monticellii	nattereri	nigrocinctus	obsoletus
Lachesis 54	Coluber 301	Elaps 214	Coniophanes fissidens
monticola	Heterodon 188	Micrurus 214	67
Chironius 60	Micrurus surinamensis	Micrurus nigrocinctus	obstrusus
moojeni	219	215	Mesotes 300
Bothrops 49	Philodryas 243	nigrofasciata	obtusa
morleyi	nebulata	Leptodeira 154	Rhadinaea 179
Ninia sebae 224	Sibon 275		

- obtusiceps
 Boa 73
 obtusirostris
 Atractus 32
 Corallus 73
 obtusus
 Liophis 179
 occidentalis
 Ahaetulla 163
 Atractus 32
 Boa 38
 Boa constrictor 38
 Drymobius margaritiferus 99
 Leptophis ahaetulla 163
 Thalerophis richardii 163
 occiduus
 Bothrops nummifer 53
 occipitalis
 Enicognathus 179
 Herpetodryas 100
 Liophis 179
 Natrix 232
 occipitoalbum
 Rhabdosoma 32
 occipitoalbus
 Atractus 32
 occipitolutea
 Clelia 64
 occipitoluteum
 Brachyruton 64
 ocellata
 Leptodeira 153
 Stenorhina degenhardtii 286
 ocellatum
 Tomodon 304
 ocellatus
 Draco 107
 Erythrolamprus 111
 Erythrolamprus aesculapii 111
 Tomodon 304
 Xenodon 324
 oculotemporalis
 Atractus 33
 olfersii
 Coluber 244
 Philodryas 244
 oligolepis
 Bothrops 53
 Lachesis bilineatus 53
 Leimadophis 145
 Liophis 145
 Philodryas 244
 oligozona
 Coronella formosa 139
 Lampropeltis triangulum 139
 Olisthenes 253
 oliveri
 Imantodes gemmistratus 134
 Imantodes splendidus 134
 olssoni
 Micrurus 220
 Micrurus tschudii 220
 omissus
 Elaps 210
 Onychocephalus 316
 Onychophis 316
 Opheomorphus 175
 Ophibolus 138
 Ophinectes 239
 Ophiomorphus 175
 Ophis 323
 Ophryacus 39
 ophryomegas
 Bothrops 53
 Ophthalmidion 316
 Opisthiodon 57
 Opisthoplus 226
 opisthotaenia
 Leimadophis bimaculatus 143
 Liophis 143
 orcesi
 Atractus 32
 Micrurus steindachneri 219
 oreas
 Dipsas 88
 Dipsas mikanii 88
 Leptognathus 88
 Oreophis 138
 orientalis
 Coronella 179
 orina
 Rhadinaea 178
 ornata
 Ficimia 116
 Leptodeira septentrionalis 155
 Liophis reginae 148
 Pelamis 239
 Pseudoboa 235
 ornatissimus
 Elaps 211
 Micrurus 211
 Micrurus langsdorffi 211
 ornatum
 Xiphosoma 73
 ornatus
 Comastes 155
 ortenburgeri
 Coluber 65
 ortoni
 Micrurus hemprichii 210
 Thalerophis richardii 163
 ortonii
 Boa 38
 Boa constrictor 38
 Leptophis 163
 Leptophis ahaetulla 163
 ovandoensis
 Micrurus nigrocinctus 216
 Oxybelis 227
 oxynota
 Ninia 223
 oxynotus
 Streptophorus 223
 Oxyrhopus 229
 Oxyrrhopus 229
 pachecoi
 Micrurus 215
 pachyura
 Contia 267
 Rhadinaea 267
 Rhadinaea pachyura 267
 Pachyurus 94
 pallida
 Tantilla 295
 pallidus
 Coluber 300
 Philodryas 244
 Thamnodynastes 300
 palmeri
 Leptognathus 88
 pamplonensis
 Atractus 33
 panamensis
 Ungaliophis 320
 pantherinus
 Coluber 192
 Pantherophis 101
 Parageophis 117
 paraguayensis
 Atractus 34
 Atractus reticulatus 34
 paranaensis
 Bothrops neuwiedi 51
 Paraphrynonax 257
 Parapostolepis 236
 Paraptychophis 237
 pardalina
 Elaphe flavirufa 101
 pardalinus
 Elaphis 101
 Pariopeltis 141
 Paroxyrhopus 238
 pastazae
 Helicops 125
 patagonicus
 Bothrops 43
 patagoniensis
 Callirhinus 244
 Philodryas 244
 patoquilla
 Thanatophis 328
 paucicarinatus
 Dendrophidion 80
 Drymobius 80
 paucidens
 Atractus 33
 Calamodon 56
 Calamodontophis 56
 Lygophis 187
 pauciscutatus
 Atractus 33
 paucisquamis
 Philodryas 252
 Tropidophis 314
 Ungalia 314
 pauloensis
 Bothrops neuwiedi 51
 Sordellina 282
 pavimentata
 Ninia maculata 223
 pavimentatus
 Streptophorus maculatus 223
 pavonina
 Dipsas 88
 Pelamis 239
 Pelamydrus 239
 Pelamys 239
 percarinatus
 Dendrophidion 80
 Drymobius 80
 perditus
 Typhlops 318
 perijanensis
 Dipsas 88
 Tropidodipsas 88
 Periops 65
 pernambucense
 Homalocranium melanocephalum 295
 Peropodum 320
 persimilis
 Liophis 267
 Rhadinaea 267
 peruana
 Dipsas 89
 Leptognathus 89
 peruanus
 Dipsas mikanii 89
 peruviana
 Clelia 232
 Tachymenis 290
 Tachymenis peruviana 290
 peruvianum
 Rhabdosoma 33
 peruvianus
 Atractus 33
 Bothrops 53
 Lachesis 53
 Micrurus 216
 pessoai
 Bothrops 53
 petalarius
 Coluber 233
 Petalognathus 273
 petersi
 Micrurus steindachneri 219
 petersii
 Helminthophis 183
 Liotyphlops 183
 pethola
 Coluber 233
 petola
 Coluber 232
 Oxyrhopus 232
 Oxyrhopus petola 233
 petolarius
 Coluber 233
 Phalotris 104
 phelpsorum
 Anilius scytale 19
 phenops
 Leptotyphlops 170
 Leptotyphlops goudotii 170
 Stenostoma 170
 Philodryas 240
 Phimophis 246
 Pholidolaemus 82
 Phrydops 18
 Phrynonax 257
 Phyllosira 58

PIAU-PUTU

- piauhyensis
 Bothrops newiedi 51
 picadoi
 Bothrops 53
 Trimeresurus nummifer 53
 piceivittis
 Coniophanes 68
 Coniophanes piceivittis 68
 piceus
 Spilotes 100
 pickeringii
 Coluber 59
 picta
 Lachesis 53
 pictiventris
 Helicops 125
 Leptognathus 274
 pictostriatus
 Leimadophis poecilogyrus 147
 pictus
 Bothrops 53
 Glaphyrophis 67
 Piesigaster 107
 pifanoi
 Bothrops 55
 pileatus
 Coluber 244
 Pilidion 316
 pionaeorum
 Trimetopon 309
 pinetincola
 Leimadophis poecilogyrus 147
 pinicola
 Rhadinaea 267
 pirajai
 Bothrops 54
 Pituophis 247
 plagosus
 Conophis pulcher 70
 Plastor 227
 Plastoseryx 184
 platensis
 Leimadophis poecilogyrus 147
 platura
 Anguis 239
 platurus
 Pelamis 239
 Platurus 140
 platurus
 Pelamis 239
 platycephalus
 Himantodes 133
 Platyceps 65
 Platycranion 272
 Platynion 248
 Platyrurus 140
 pleei
 Dryadophis 195
 Mastigodryas 195
 Pleiocercus 249
 Pleiokerkos 249
 pleuroxanthus
 Lachesis 49
 plicatilis
 Coluber 255
 plicatilis (cont.)
 Pseudoeryx 255
 Pseudoeryx plicatilis 255
 Pliocercus 249
 pliolepis
 Trimetopon 309
 plumbea
 Clelia clelia 63
 plumbeus
 Coluber 63
 plutonius
 Coluber 283
 poecilogyrus
 Coluber 145
 Leimadophis 145
 Leimadophis poecilogyrus 146
 poecilolaemus
 Coronella 179
 poecilolepis
 Dipsas 89
 poecilolepsis
 Heterorhachis 89
 poecilonotus
 Pseustes 257
 Pseustes poecilonotus 258
 Spilotes 257
 poecilopogon
 Rhadinaea 267
 poecilostictus
 Liophis 244
 poecilostoma
 Coluber 259
 Phrynonax sulphureus 259
 Pseustes sulphureus 259
 poecilostomus
 Lygophis 243
 Pogonaspis 292
 poitei
 Herpetodryas 80
 polylepis
 Ahaetulla 258
 Apostolepis 236
 Dipsas 89
 Epicrates cenchria 109
 Helicops 125
 Leptognathus 89
 Parapostolepis 236
 Pseustes poecilonotus 258
 polysticha
 Elaphe flavirufa 101
 polysticta
 Leptodeira 155
 Leptodeira septentrionalis 155
 polyzona
 Lampropeltis 139
 Lampropeltis triangulum 139
 popayanensis
 Sibon nebulata 276
 pöppigi
 Rabdosoma 29
 Porthidium 39
 posadasi
 Trimetopon 309
 potosiensis
 Oxybelis 227
 pradoi
 Bothrops 54
 Trimeresurus 54
 praelongus
 Typhlops 318
 praecularis
 Eutaenia 303
 Helminthophis 126
 Thamnophis 303
 Thamnophis eques 303
 Thamnophis marcianus 303
 praeornata
 Leptognathus 88
 Rhadinaea 145
 praestans
 Leptophis ahaetulla 163
 Thalerophis richardi 163
 Thrasops 163
 prasina
 Liophis typhlus 150
 pratti
 Dipsas 89
 Leptognathus 89
 princeps
 Elaps 218
 Micrurus spixii 218
 proboscideus
 Bothriopsis 49
 Rhinaspis 279
 prosopis
 Gerrhosteus 326
 proximus
 Coluber 303
 Oxyrhopus 64
 Thamnophis 303
 Prynmiodon 302
 psammophideus
 Philodryas 244
 psephota
 Ninia 223
 psephotum
 Catostoma 223
 Pseudablabe 252
 Pseudelaphe 101
 Pseuderyx 255
 Pseudoboa 253
 Pseudoclelia 93
 pseudocobella
 Leimadophis 148
 Liophis 148
 pseudocorallus
 Erythrolamprus 113
 Pseudodipsas 132
 Pseudoerix 255
 Pseudoeryx 255
 Pseudoleptodeira 152
 Pseudopareas 277
 Pseudophis 141
 pseudoserra
 Philodryas 244
 Pseudotomodon 256
 Pseudotyphlops 316
 Pseuduromacer 240
 Pseustes 257
 psyches
 Micrurus 216
 psyches (cont.)
 Micrurus psyches 216
 Vipera 216
 Ptychophis 260
 pubescens
 Bothrops newiedi 51
 Trigonocephalus (Bothrops) 51
 publia
 Ficimia 116
 Ficimia publia 116
 pulchella
 Coronella 176
 pulcher
 Alsophis 195
 Bothrops 54
 Coluber 287
 Conophis 70
 Heterodon 188
 Liophis 149
 Siphlophis 281
 Trigonocephalus 54
 pulcherrima
 Clelia clathrata 231
 pulcherrimus
 Leptodrymus 156
 Masticophis 156
 pulchra
 Bothrops 54
 pulchriceps
 Dryadophis 195
 Leptodeira annulata 153
 Masticophis 195
 Mastigodryas 195
 pullatas
 Coluber 283
 pullatus
 Spilotes 283
 Spilotes pullatus 283
 pulveriventris
 Rhadinaea 268
 pulvis
 Crotalus 77
 punctata
 Lachesis 54
 Sordellina 282
 punctatissima
 Natrix 300
 punctatovittatum
 Rabdosoma 35
 punctatus
 Bothrops 54
 Xenodon 282
 punctularis
 Coniophanes 67
 Coniophanes fissidens 67
 punctiventris
 Atractus 33
 punctulata
 Ninia sebae 224
 Streptophorus sebae 224
 purpurans
 Ablabe 179
 Liophis 179
 putumayensis
 Micrurus 217

- pygmaeus
 Leimadophis 148
 Liophis 148
 pymi
 Apostolepis 22
 pyrrhocryptus
 Elaps 209
 Micrurus frontalis 209
 pyrrhopogon
 Chironius 61
 Coluber 61

 Q
 quadricarinatus
 Bothrops 45
 Chironius 61
 quadrilineata
 Liophis reginae 148
 quadriscutatus
 Bothriopsis 45, 55
 quadrivirgatus
 Adelphicos 15
 quadruplex
 Trimorphodon biscutatus 310
 quenselii
 Arrhyton 93
 quincunciatus
 Comastes 132
 quinquelineata
 Apostolepis 23
 Elapomorphus 105
 quinquelineatus
 Herpetodryas 195
 quinqueliniatus
 Microphis 286
 quinquevittatus
 Coniophanes 68
 Homalopsis 68

 R
 rabdocephalus
 Coluber 324
 Xenodon 324
 Xenodon rabdocephalus 324
 Rhabdosoma 117
 Ramphostoma 165
 raninus
 Coluber (Natrix) 144
 rappii
 Herpetodryas 193
 reginae
 Coluber 148
 Leimadophis 148
 Leimadophis reginae 148
 regularis
 Elaps 203
 rehi
 Liophis 282
 reinhardtii
 Philodryas 244
 Rena 165
 resplendens
 Atractus 33
 Atractus torquatus 33
 reticulata
 Anguis 317
 Dipsas cenchoa 133
 reticulata (cont.)
 Herpetodryas 193
 Tantilla 296
 reticulatus
 Atractus 33
 Atractus-reticulatus 34
 Elapomorphus 104
 Geophis 33
 Leimadophis poecilogyrus 147
 Paroxyrhopus 238
 Typhlops 317
 rex serpentum
 Constrictor 37
 rhabdocephalus
 Xenodon 324
 Rhachidelus 261
 Rhadinaea 262
 Rhadinella 262
 Rhamphostoma 165
 Rhamphotyphlops 316
 Rhegnops 15
 Rhinaspis 279
 Rhinobothryum 269
 Rhinocerocephalus 39
 Rhinodryas 240
 Rhinoscytala 62
 Rhinosimus 246
 Rhinostoma 188
 rhinostoma
 Heterodon 279
 Simophis 279
 Rhinotyphlops 181, 316
 rhodogaster
 Colophrys 120
 Geophis 120
 rhombeata
 Dipsas cenchoa 133
 Lachesis 136
 rhombeatus
 Oxyrhopus 281
 rhombifer
 Coryphodon 99
 Drymobius 99
 Oxyrhopus 234
 Oxyrhopus rhombifer 235
 rhombifera
 Leptodeira 153
 Leptodeira annulata 153
 rhomboidalis
 Eteirodipsas annulata 133
 Rhynchonyx 21
 ricardinii
 Uromacer 321
 Uromacerina 321
 richardii
 Coluber 161
 Micrurus alleni 201
 Thalerophis richardii 161
 riisei
 Elaps 216
 riograndensis
 Bothrops neuwiedi 51
 riveroi
 Atractus 34
 riveti
 Leptophis 164
 Thalerophis 164
 robinsoni
 Pseudoboa 254
 robusta
 Leptognathus 90
 rodriguezii
 Elaphis 101
 roedingeri
 Bothrops 54
 rohdei
 Rhinaspis 279
 Simophis 279
 rondoni
 Apostolepis 23
 rosenbergi
 Elaps 202
 rostralis
 Anguis 317
 Leptophis 163
 rostratus
 Anguis 317
 roulei
 Atractus 34
 rowani
 Liotyphlops 183
 rozei
 Bothrops lansbergii 48
 ruatanus
 Elaps 217
 Micrurus 217
 rubidus
 Drymarchon corais 97
 rubinianum
 Rhabdosoma badium 27
 rubricatum
 Sibon septentrionale 153
 rubriceps
 Drymobius 100
 rubricollis
 Rhadinaea decipiens 264
 rubrolineata
 Glaucania albifrons 171
 rubrolineatus
 Leptotyphlops 171
 rubrovertebralis
 Callopietria 281
 ruficeps
 Pogonaspis 296
 Tantilla 296
 rufidorsatus
 Dromicus 243
 Philodryas elegans 243
 rufidorsum
 Leptotyphlops 172
 rufidorsus
 Leptotyphlops 172
 rufus
 Liophis 149
 rugosus
 Nothopsis 225
 ruruima
 Crotalus (Crotalus) durissus 76
 ruschenbergii
 Xiphosoma 73
 rustica
 Clelia 64
 rusticus
 Oxyrhopus 64
 ruthveni
 Dryadophis 193
 ruthveni (cont.)
 Dryadophis boddaerti 193
 Eudryas 193
 Geophis 120
 Mastigodryas boddaerti 193
 Sibynomorphus 274
 rutilorus
 Eutaenia 303
 Thamnophis proximus 303
 Thamnophis sauritus 303
 rutilus
 Dryophylax 300
 Lygophis 176
 Thamnodynastes 300

 S
 sabinii
 Bothrops 44
 sabogae
 Boa constrictor 38
 Epicrates 38
 Sabrina 165
 sagittifer
 Leimadophis 149
 Liopeltis 149
 sagittifera
 Rhadinaea 149
 salgueiroi
 Leptotyphlops 172
 salmonidia
 Boa 73
 salvadorensis
 Pliocercus elapoides 250
 salvini
 Spilotes 284
 Thamnophis sumichrasti 302
 salvinii
 Pliocercus 250
 Pliocercus elapoides 250
 sanctaerucis
 Bothrops 54
 sanctaemartae
 Atractus 34
 sanctaeritae
 Apostolepis 22
 sanctiioannis
 Dipsas 89
 Leptognathus 89
 sanctijohannis
 Leptognathus 89
 sangilensis
 Micrurus bocourti 203
 Micrurus ecuadorianus 203
 sanguineus
 Atractus 34
 sanguiventris
 Dryadophis 195
 Mastigodryas 195
 sanniola
 Sibon 276
 sanniolus
 Mesopeltis 276

- sapperi
 Amastridium 18
 Elaps fulvius 205
 Micrurus diastema 205
 Mimometopon 18
- sargenti
 Rhadinaea 268
- sargii
 Adelphicos 15
 Adelphicos quadrivirgatus 15
 Pliocercus 251
 Rhegnops 15
 Thrasops (Ahaetulla) 163
- sartorii
 Tropidodipsas 312
 Tropidodipsas sartorii 313
- saturatus
 Leptophis 164
- saturninus
 Coluber 60
- saurocephalus
 Coluber 325
- scalaris
 Elapomorphus 326
 Helicops 125
 Xenopholis 326
- Scaphiodontophis 270
- schistosa
 Tantilla 296
 Tantilla schistosa 297
- schistosum
 Homalocranium 296
- schlegelii
 Bothrops 54
 Rhinostoma 279
 Trionocephalus 54
- schlegelli
 Bothrops 54
- schlueteri
 Chironius 61
- schlüteri
 Herpetodryas 61
- schmidtii
 Coniophanes 68
 Leptomicrocurus 158
 Micrurus 217, 219
 Streptophorus sebae 221
- schneideri
 Pelamis 239
- schottii
 Leimadophis poecilogyrus 147
 Xenodon 147
- schrankii
 Elaps 127
- schubarti
 Liotyphlops 183
- schultzi
 Hydrodynastes bicinctus 127
- schunckii
 Leptognathus 89
- schunkei
 Dipsas 89
- schunkii
 Dipsas 89
 Leptognathus 89
- sclateri
 Enulius 106
 Leptocalamus 106
- scolecomorphus
 Trionocephalus 142
- Scolecophis 272
- Scoliophis 65
- scolopax
 Lycognathus 281
- Scotophis 101
- scurrula
 Natrix 61
- scurrulus
 Chironius 61
- scutigera
 Bothriechis 46
- scutiventris
 Elaps 157
- Scytale 17
- scytale
 Anguis 19
 Anilius 19
 Anilius scytale 19
 Eunectes 114
- scytalina
 Clelia 64
 Clelia clelia 64
 Scolecophis 64
- scytaloides
 Rhinostoma 246
- Scytalus 17
- sebae
 Ninia 223
 Ninia sebae 224
 Oxyrhopus 234
 Oxyrhopus petola 234
 Streptophorus 223
- sebastus
 Herpetodryas 60
- semiaureus
 Opheomorphus merremii 178
- semicincta
 Tantilla 297
- semicinctum
 Homalocranium 297
- semicinctus
 Heterodon 188
 Leptognathus 313
 Lystrophis 188
 Oxyrhopus doliatus 234
 Pliocercus elapoides 250
- semifasciatus
 Himantodes 134
 Imantodes cenchoa 134
 Lycodon (Oxyrrhopus) 233
- semilineata
 Natrix 148
- semipartitus
 Elaps 214
 Micrurus mipartitus 214
- septemstriatus
 Leptotyphlops 172
 Typhlops 172
- septentrionalis
 Bothrops atrox 43
 Dipsas 154
 Leptodeira 154
 Oxyrhopus rhombifer 235
- serpentinus
 Coluber 177
- serperaster
 Rhadinaea 268
- serperastra
 Rhadinaea 268
- serra
 Herpetodryas 245
 Philodryas 245
- serranus
 Atractus 34
- severus
 Coluber 325
 Xenodon 325
- sexcarinatus
 Natrix 258
 Pseustes 258
- sexfasciatus
 Homalocranium 298
- sexscutatus
 Leptognathus 313
- shropshirei
 Phrynonax 259
 Pseustes 259
- Siagonodon 165
- Sibon 273
- sibon
 Coluber 276
- Sibynomorphus 277
- Sibynon 273
- sigma
 Constrictor constrictor 38
 Lachesis muta 137
 Stenorhina 285
 Stenorrhina 285
 Stenostoma 165
 Stenostomophis 165
- signatus
 Coniophanes 67
- silus
 Typhlops 317
- simile
 Trimetopon 309
- similis
 Conophis lineatus 70
 Conophis pulcher 70
- simonsii
 Elaps 209
 Leimadophis 149
 Philodryas 149
- Simophis 279
- simus
 Grotalus 75
- sinuata
 Pelamis bicolor 239
- Siphlophis 280
- Sistrurus 74
- slateri
 Enulius 106
- slevini
 Trimetopon 309
- smaragdinus
 Bothrops bilineatus 45
- Sordellina 282
- spadiceus
 Oxyrhopus 233
- spgazzinii
 Elapomorphus 104
 Sphenocephalus 229
 Sphenophis 138
- spilogaster
 Ninia 221
 Tropidodipsas 278
- Spilotes 283
- spixii
 Coluber 59
 Helicops 125
 Micrurus 217
 Micrurus spixii 217
- splendens
 Liophis 251
- serra
 Herpetodryas 245
- spurelli
 Elaps 218
 Micrurus 218
- spurrelli
 Leptognathus 90
- squamosus
 Typhlops 315
 Typhlops 315
- stadelmani
 Rhadinaea 268
 Typhlops 318
- stantoni
 Micrurus affinis 205
- steindachneri
 Elaps 218
 Micrurus 218
 Micrurus steindachneri 218
- stejnegerianus
 Coluber constrictor 65
 Zamenis 65
- steinbachi
 Liophis 179
 Rhadinaea 179
- stenophrys
 Lachesis 137
 Lachesis muta 137
 Stenorhina 285
 Stenorrhina 285
 Stenostoma 165
 Stenostomophis 165
- stewartii
 Micrurus 219
- steyermarki
 Atractus 34
- Storeria 287
- stratissima
 Leptognathus 134
- Stremmatognathus 82
- Streptophorus 221
- striaticeps
 Teleolepis 245
- striatula
 Leptotyphlops 171
- striatus
 Dryadophis bifossatus 192
 Drymobius bifossatus 192
 Mastigodryas bifossatus 192
- strigatus
 Thamnodynastes 300
 Tomodon 300
- strigilis
 Coluber 301
 Thamnodynastes 301
- stuarti
 Micrurus 219
- Stypocemus 302
- subaequalis
 Oipsas 328
- subannulata
 Tropidodipsas fasciata 312

- subannulatus
Leptognathus (Tropidodip-
sas) 312
- subbinctum
Atractus 35
Rabdosome badium 35
- subcarinatus
Philodryas 241
- subcrotillus
Leptotyphlops 172
- subfasciatus
Leimadophis poecil-
gyrus 147
Liophis 147
- sublineatus
Liophis merremii 145
- submarginatus
Oxyrhopus 232
- suboculare
Bascanion 189
- subocularis
Liophis 179
Rhadinæa 179
- suborbitalis
Masticophis mentovarius
189
Spilotes corais 189
- subpunctatus
Oxyrhopus 235
- subradiatus
Tropidonotus 79
- subscutatus
Bothrops 44
- subtessellatus
Streptophorus 223
- subtilis
Micrurus filiformis 208
- sulphurea
Natrix 259
- sulphureus
Phrynonax sulphureus 259
Pseustes 259
Pseustes sulphureus 259
- sumichrasti
Loxocemus 184
- supraciliaris
Bothrops 55
Bothrops schlegelii 55
- supracincta
Tantilla 297
- supracinctum
Homalocranium 297
- surinamensis
Coluber 123
Elaps 219a
Micrurus 219
Micrurus surinamensis 219
Tachymenis 291
- surucucu
Bothrops 136
- suspectus
Elapomorphus 104
Xenodon 325
- sutus
Thanatophis 47
- Sympeltophis 326
- Synophis 288
- T
- Tachymenis 289
- tachymenoides
Dromicus 95
- Tachynectes 122
- taczanowskyi
Tropidophis 314
Ungalia 314
- taeniata
Tachymenis 68
Tantilla 297
- taeniatum
Homalocranium 297
- taeniatus
Atractus 35
Bothrops 47
Ditaxodon 92
Elapocephalus 105
Philodryas 92
Tretanorhinus 307
- taeniogaster
Liophis 177
- taeniolatus
Enicognathus 180
- Taeniophallus 175
- Taeniophis 94
- taeniurus
Leimadophis 149
Liophis 149
- tamachia
Coluber 107
- Tantilla 292
- Tantillita 299
- tantillus
Taeniophis 94
- tarmensis
Tachymenis 291
- tatacuá
Leptotyphlops 172
- taylori
Leptodeira annulata 155
Tantilla schistosa 297
- teaguei
Leptotyphlops 172
- tehuanae
Dryadophis melanolomus
195
Mastigodryas melano-
lomus 195
- Teleolepis 240
- Teleuraspis 39
- temmincki
Psamophis 94
- temporalis
Dipsas 90
Leptognathus 90
- tenella
Leptotyphlops 172
- tenuis
Apostolepis 22
Typhlops 318
- tenuissima
Dipsas 90
- terlineatus
Coluber 186
- ternatea
Boa 107
- ternetzii
Helminthophis 183
- ternetzii (cont.)
Liotyphlops 183
Philodryas 243
- terrifica
Caudisona 76
- terrificus
Crotalus (Crotalus)
durissus 76
- tessellata
Ninia sebae 223
Ninia maculata 223
- tessellatum
Typhlops (Stenostoma)
172
- tessellatus
Bothrops 47
Leptotyphlops 172
- Tetracheilostoma 165
- tetrataenia
Herpetodryas 79
- tetrazona
Erythrolamprus aescula-
pii 112
- tetrazonus
Atractus elaps 29
- thalassina
Boa 72
- Thalerophis 159
- Thamnobioides 257
- Thamnocenchris 39
- Thamnodynastes 300
- Thamnophis 302
- Thanatophis 39
- thominoti
Rhinocheilus 254
- Thyphlops 316
- Tiphlops 316
- tigrinus
Coluber 55
- Tisiphone 17
- tolimensis
Dipsas 89
- Tomodon 304
- torneri
Zaocys 59
- torquata
Hypsiglena 132
Hypsiglena torquata 132
Leptodeira 132
- Torquatrix 19
- torquatum
Rabdosome 35
- torquatus
Atractus 35
Leptocalamus 106
Leptognathus 86
Opisthiodon 57
- torresi
Nothopsis 225
- Tortrix 19
- torvus
Thanatophis 54
- Toxicophis 17
- Trachyboa 305
- transandinus
Micrurus 207
Micrurus carinicaudus
207
Micrurus dumerilii 207
- trebbau
Liophis 179
- Tretanorhinus 306
- Trianaopholis 138
- triangularis
Elaps 129
Hydrops 129
Hydrops triangularis
129
- trianguligera
Bothriechis 46
- triangulum
Coluber 138
Lampropeltis 138
- triaspis
Coluber 102
Elaphe 102
Elaphe triaspis 102
- Tricheilostoma 165
- tricolor
Elapomorphus 105
Micrurus 209
Neopareas 85
Zamenis 99
- trifasciatus
Liophis 244
- trigeminus
Oxyrhopus 235
- trigonatus
Pelias 256
Pseudotomodon 256
- trihedrurus
Atractus 327
- trilineata
Tantilla 297
- trilineatus
Atractus 35
Elapomorphus 104
Herpetodryas 242
Leptocalamus 297
- Trimetopon 308
- Trimorphodon 310
- trinitatis
Dipsas 91
Dipsas variegata 91
- trinitatus
Typhlops 318
- Tripanurgus 311
- triscalis
Coluber 149
Leimadophis 149
Liophis 149
- triseriata
Rhadinæa 187
- triseriatus
Dryadophis bifossatus
192
Orymbius bifossatus
192
Leptognathus 89
Lygophis 187
Mastigodryas bifoss-
atus 192
- tritaeniata
Tantilla 298
- trivirgatum
Rabdosome 35
- trivittatum
Homalocranium 297
- trivittatus
Atractus 35
Helicops 124, 125
Myron 125

- tropica
 Storeria 287
 Storeria dekayi 287
 Tropidodipsas 312
 Tropidodryas 240
 Tropidogeophis 312
 Tropidophis 314
 troscheli
 Typhlops reticulatus 317
 tschudii
 Elaps 220
 Micrurus 220
 Micrurus tschudii 220
 turgida
 Leptognathus 278
 turgidus
 Sibynomorphus 278
 Typhlina 316
 Typhlinalis 316
 Typhlophis 315
 Typhlops 316
 typhlus
 Coluber 150
 Leimadophis 150
 Leimadophis typhlus 150
 Tyria 65
 tzabcan
 Crotalus (Crotalus)
 durissus 76
- U
- ultramarinus
 Leptophis 163
 Umbrivaga 319
 undecimstriatus
 Leptotyphlops 173
 Typhlops 173
 undulatus
 Coluber 180
 Liophis 180
 Oxyrhopus 238
 Paroxyrhopus 238
 Ungalia 314
 ungalioides
 Sympeltophis 326
 Ungaliophis 320
 Ungualia 314
 unguirostris
 Glauconia 173
 Leptotyphlops 173
 unicolor
 Crotalus (Crotalus)
 durissus 77
 Crotalus horridus 77
 Drymarchon corais 97
 Mastigodryas 193
 unilineatus
 Onychocephalus 318
 Typhlops 318
 univittatum
 Rabdosoma 35
 univittatus
 Atractus 35
 Uranops 122
 Urobrachys 24
 Urocrotalon 74
 Uromacerina 321
 Urosophus 74
 urosticta
 Ahaetulla 163
- urutu
 Bothrops 51
 Bothrops neuwiedi 51
- V
- vagrans
 Pseudopareas 278
 Sibynomorphus 278
 vagus
 Leptognathus 278
 Sibynomorphus 278
 variabilis
 Coluber 283
 variegata
 Dipsas 90
 Dipsas variegata 90
 Pelamis 239
 variegatus
 Atractus 35
 Coluber 276
 Leptognathus 90
 varium
 Rabdosoma 35
 vegrandis
 Crotalus (Crotalus) 77
 veliferum
 Amastridium 18
 venezuelae
 Bothrops 55
 venezuelanus
 Oxyrhopus 235
 venezuelensis
 Bothrops 55
 Bothrops lansbergii 48
 Hydrops triangularis
 191
 venezuelenzi
 Bothrops neuvoiedii 44
 ventralis
 Stenorhina 285
 ventrimaculatus
 Atractus 36
 Leptognathus 278
 Sibynomorphus 278
 venustissimus
 Coluber 112
 Erythrolamprus aescula-
 pii 112
 Henicognathus 271
 Scaphiodontophis 271
 veraepacis
 Adelphicos 16
 Adelphicos veraepacis 16
 Micrurus elegans 208
 Rhadinaea 309
 Trimetopon 309
 verecundus
 Liophis 142
 vermiculata
 Dipsas 91
 vermiculaticeps
 Rhadinaea 268
 Taeniophis 268
 vermiformis
 Lioninia 298
 Tantilla 298
 vermimaculaticeps
 Liophis 268
 versicolor
 Coluber (Natrix) 325
- versicolor (cont.)
 Paraphrynonax 259
 vertebralis
 Atractus 36
 Leptophis 162
 vertebrolineatus
 Atractus 36
 vicinus
 Herpetodryas 60
 viguieri
 Oipsas 91
 Leptognathus 91
 villelai
 Dryadophis bifossatus
 192
 Mastigodryas bifoss-
 atus 192
 vincenti
 Herpetodryas carinatus
 59
 vinitor
 Dendrophidion 80
 violaceus
 Coluber 148
 viperina
 Oxyrhopus doliatus 231
 viperinus
 Dromicus 264
 viquezi
 Trimetopon 309
 virgata
 Tantilla 298
 virgatus
 Microdromus 298
 viridicyanea
 Liophis reginae 145
 viridis
 Dendrophis 60
 Leimadophis 150
 Liophis 150
 Procteria 323
 viridissimus
 Coluber 245
 Philodryas 245
 visoninus
 Adelphicos 16
 Adelphicos quadrivir-
 gatum 16
 Rhegnops 16
 vitellinus
 Dryophylax 243
 vittata
 Tachymenis peruviana
 291
 vittatum
 Rhinostoma 246
 vittatus
 Atractus 327
 Coluber 144
 Dryophis 227
 Phimophis 246
 Rhynchonyx ambiniger 22
- W
- wahnerorum
 Micrurus 201
 wagneri
 Atractus 36
 wagneri
 Diaphorolepis 81
- wagneri (cont.)
 Micrurus nigrocinctus
 216
 weigeli
 Vipera 55
 Dipsas 133
 weiseri
 Leptodira 295
 Lystrophis semicineta
 188
 wernerii
 Atractus 36
 Philodryas 244
 Xenodon 323
 wettsteini
 Helicops 122
 weyrauchi
 Leptotyphlops 173
 whymeri
 Coronella 186
 wieneri
 Eteirodipsas 153
 wieningeri
 Epicrates 115
 wilderi
 Helminthophis 183
 Liotyphlops 183
 Typhlops 183
 williamsi
 Urotheca 329
 worontzowi
 Alleidophis 281
 wuchereri
 Dromicus (Lygophis)
 179
 Elapomorphus 105
- X
- xanthogrammus
 Bothrops 55
 Trigonocephalus 55
 xantogrammus
 Bothrops 55
 Xenoboa 322
 Xenodon 323
 Xenopholis 326
 xerophilus
 Epicrates cenchria 108
 Leimadophis poecil-
 gyrus 148
 Xiphosoma 71
- Y
- yatesi
 Micrurus alleni 201
 Micrurus nigrocinctus
 201
 y-graecum
 Liophis (Lygophis) 142
 yucatanensis
 Geophis multitorques
 286
- Z
- Zacholomorphus 289
 zebrinum
 Rabdosoma 31

zeledoni
Geophis 120
zeteki
Scaphiodontophis 271
Scaphiodontophis zeteki
271
Sibynophis 271
zilchi
Rhadinaea 265
Rhadinaea godmani 265
zonatus
Scolecophis 272
zunilensis
Micrurus nigrocinctus 216
zweifeli
Leimadophis 150

SMITHSONIAN INSTITUTION LIBRARIES



3 9088 01421 3888